

असम विश्वविद्यालय, शिलचर

(संसद के अधिनियम XXIII वर्ष 1989 के अन्तर्गत एक केन्द्रीय विश्वविद्यालय)

ASSAM UNIVERSITY, SILCHAR

[A CENTRAL UNIVERSITY CONSTITUTED BY AN ACT OF PARLIAMENT (NO. XXIII OF 1989)]



लेखा-परीक्षा प्रतिवेदन एवं वार्षिक लेखा
वर्ष 2020-21

AUDIT REPORT & ANNUAL ACCOUNTS

For the year 2020-21

नोट : प्रस्तुत प्रतिवेदन मूलरूप से अंग्रेजी में लिखित वार्षिक लेखा का हिन्दी अनुवाद है। यदि कोई विसंगति परिलक्षित होती है तो अंग्रेजी में लिखित प्रतिवेदन मान्य होगा।

ASSAM UNIVERSITY, SILCHAR

*A CENTRAL UNIVERSITY
CONSTITUTED BY AN ACT OF PARLIAMENT (No. XXIII OF 1989)*



ANNUAL ACCOUNTS FOR THE YEAR 2020-21

(PREPARED AS PER NEW FORMAT PRESCRIBED BY THE MHRD)



***SEPARATE AUDIT REPORT ON THE
ACCOUNTS OF THE ASSAM UNIVERSITY, SILCHAR***

FOR THE YEAR 2020-2021

Separate Audit Report of the Comptroller & Auditor General of India on the Accounts of the Assam University, Silchar, for the year ended 31 March 2021

We have audited the attached Balance Sheet of the Assam University, Silchar, as at 31 March 2021, the Income and Expenditure Account and the Receipts and Payments Account, for the year ended on that date, under Section-19(2) of the Comptroller and Auditor General's (Duties, Powers and Conditions of Service) Act, 1971, read with Section-31(1) of the Assam University Act, 1989. These financial statements include the accounts of Diphu campus of the University. These financial statements are the responsibility of the University's Management. Our responsibility is to express an opinion on these financial statements, based on our audit.

2. This Separate Audit Report contains the comments of the Comptroller and Auditor General of India (CAG) on the accounting treatment only, with regard to classification, conformity with the best accounting practices, accounting standards and disclosure norms etc. Audit observations on financial transactions, with regard to compliance with the Law, Rules & Regulations (Propriety and Regularity) and efficiency-cum-performance aspects, etc., if any, are reported through Inspection Reports/CAG's Audit Reports separately.
3. We have conducted our audit in accordance with auditing standards generally accepted in India. These standards require that we plan and perform the audit to obtain reasonable assurance about whether the financial statements are free from material misstatements. An audit includes examining, on a test basis, evidence supporting the amounts and disclosures in the financial statements. An audit also includes assessing the accounting principles used and significant estimates made by the Management, as well as evaluating the overall presentation of financial statements. We believe that our audit provides a reasonable basis for our opinion.
4. Based on our audit, we report that:
 - i. We have obtained all the information and explanations, which, to the best of our knowledge and belief, were necessary for the purpose of our audit;

- ii. The Balance Sheet and Income and Expenditure Account/Receipts and Payments Account, dealt with by this report, have been drawn up in the format prescribed by the Ministry of Education (Erstwhile Ministry of Human Resource Development), Government of India, vide order No. 29-4/2012-FD dated 17 April 2015.
- iii. In our opinion, proper books of accounts and other relevant records, have been maintained by the Assam University, Silchar, as required under Section 31(1) of the Assam University Act, 1989, insofar as it appears from our examination of the books.
- iv. We further report that:

Comments on Accounts

A. Balance Sheet

1.1 Assets

1.1.1 Capital Work- in- Progress (Schedule-4): ₹ 23.51 crore

The above head was overstated by ₹2.34 crore, as the amount deposited with the CPWD, for construction works, was booked under the head 'CWIP (KV-XII Plan)', without the corresponding expenditure statement having been received from the CPWD. Thus, exhibiting the deposited amount, under the head 'CWIP', instead of exhibiting it under 'Loans, Advances and Deposits', resulted in overstatement of the head 'CWIP' and understatement of 'Loans, Advances and Deposits', by ₹2.34 crore each.

1.1.2 Loans, Advances and Deposits (Schedule-8): ₹ 55.25 crore

The above head was overstated by ₹30.99 crore, due to the following:

- a) In violation of MHRD guidelines, the University booked an amount of ₹24.49 crore as 'Deferred Capital Expenditure', by debiting the 'Loans, Advances & Deposits' and crediting the amount to 'Outstanding Liability for Capital Assets', under the head 'Current Liabilities & Provisions' (Schedule-3). This was done despite the amount not actually having been given in the form of Loan, advance or deposit, to any person/agency. This resulted in overstatement of both - the 'Current Liabilities and Provisions', as well as the 'Loans, Advances & Deposits'- by an amount of ₹24.49 crore each. Despite mention in the previous year's Audit Report, the University did not take any corrective measures in this regard.

- b) The above head included an amount of ₹6.68 crore as 'Grants receivable-OBC from UGC', even though the UGC had instructed that the expenditure of the OBC expansion scheme be booked under the 'Non-Plan' head. Exhibiting the excess expenditure incurred out of the said grant, as 'grants receivable', instead of adjusting it against the total Non-Plan grants received during the financial year 2020-21, resulted in overstatement of both - the 'Capital Fund', as well as the 'Loans Advances & Deposits'- by an amount of ₹6.68 crore each. Despite mention in the previous year's Audit Report, the University did not take any corrective measure in this regard.
- c) Subscription for E-Journals, for the period from January 2021 to December 2021, amounting to ₹13.68 lakh, was booked under the head 'Library Books & Journals', in the financial year 2020-21. This amount included ₹10.26 lakh (₹13.68 lakh/12 X 9), pertaining to the financial year 2021-22 (April to December 2021), which should have been booked under the head 'Loans, Advances and Deposits'. This resulted in overstatement of the head 'Library Books & Journals', along with corresponding understatement of 'Loans, Advances and Deposits', by ₹10.26 lakh each.
- d) The cost of Print Journals (inclusive of free online access), for the period from January 2021 to December 2021, amounting to ₹11.28 lakh, was booked under the head 'Library Books and Journals'. This amount included ₹8.46 lakh (₹11.28 lakh/12 X 9), pertaining to the financial year 2021-22 (April to December 2021), which should have been booked under 'Loans, Advances and Deposits'. This resulted in overstatement of the head 'Library Books and Journals' by ₹8.46 lakh, along with corresponding understatement of 'Loans, Advance & Deposits' by the same amount.

B. Income & Expenditure Account

2.1 Expenditure

2.1.1 Depreciation (Schedule-4): ₹ 10.68 crore

The above head was understated by ₹6.29 lakh, on account of the following:

- a) It was understated by ₹1.98 lakh (₹9.91 lakh x 40% - ₹9.91 lakh x 20%), on account of booking 'Software', costing ₹9.91 lakh, under the head 'Computer & Peripherals'.
- b) It was understated by ₹1.36 lakh (₹4.53 lakh x 40% - ₹4.53 lakh x 10%), on account of booking 'Software', costing ₹4.53 lakh, under the head 'Library Books and Journals'.

- c) It was understated by ₹7.91 lakh (₹26.38 lakh x 40% - ₹26.38 lakh x 10%), on account of booking 'E-Journals', costing ₹26.38 lakh (₹9.29 lakh + ₹17.09 lakh), under the head 'Library Books & Journals'.
- d) It was overstated by ₹0.85 lakh (₹11.82 lakh x 10% - ₹2.82 lakh x 10%), on account of booking ₹11.28 lakh, under the head 'Library Books and Journals', instead of booking ₹2.82 lakh under the head 'Library Books and Journals' and the remaining amount of ₹8.46 lakh, under the head 'Loans, Advances and Deposits.'
- e) It was overstated by ₹3.53 lakh (₹47.08 lakh x 7.5%), on account of capitalisation of the non-executed works: (i) 'Developing, Installation, commissioning and Annual Technical Support of Online Admission Management System (OAMS) and (ii) Online Examination Management System (OEMS)', costing ₹47.08 lakh, under the head 'Equipment'.
- f) It was overstated by ₹0.58 lakh (₹29.23 lakh x 2%), on account of capitalisation of the non-completed work of 'Supplying, Installation, testing and commissioning of 10 passenger lift for Administrative Building', with 'civil and electrical works', costing ₹29.23 lakh, under the head 'Building'.

This resulted in corresponding understatement of the Excess of Expenditure over Income, by an amount of ₹6.29 lakh.

2.1.2 Administrative Expenses (Schedule 17): ₹ 15.98 crore

The above head was understated by ₹12.06 lakh, on account of the following:

- a) It was understated by ₹14.95 lakh, due to non-provisioning of the known liability for payment of 'Administrative Overhead Charges', to the Kendriya Vidyalaya, Assam University, Silchar, for the financial years 2018-19 to 2020-21. This resulted in corresponding understatement of the Excess of Expenditure over Income, by ₹14.95 lakh. Despite mention in the previous year's Audit Report, the University did not take any corrective measure in this regard.
- b) The above head included an amount of ₹17.36 lakh, as expenditure against insurance premium, for the period 31.05.2020 to 30.05.2021. Out of this amount, ₹2.89 lakh (₹17.36 lakh/12 x 2) pertained to the financial year 2021-22 and the same (i.e. ₹2.89 lakh) should have been booked under the head 'Advances', while the remaining amount of ₹14.47 lakh should have been shown as expenditure for the financial year 2020-21. This resulted in overstatement of the Excess of Expenditure over Income, by an amount of ₹2.89 lakh. Despite mention in the previous year's Audit Report, the University did not take any corrective measure in this regard.

2.1.4 Prior Period Expenses (Schedule 22): ₹ 32.51 lakh

Prior Period Depreciation

The above head was understated by ₹29.47 lakh, on account of the following:

- a) It was understated by ₹6.57 lakh, as, despite the construction of the 'Vertical extension of Education Building' having been completed on 10.04.2019, at a cost of ₹3.28 crore, but having been capitalized during the financial year 2020-21, no depreciation for the prior period was charged.
- b) It was understated by ₹18.5 lakh ($₹1.85 \text{ crore} \times 2\% \times 5$), as, despite the construction of the 'Barrier free environment-RAMP' having been completed during the financial year 2015-16, at a cost of ₹1.85 crore, but having been capitalized during the financial year 2020-21, no depreciation for the prior period was charged.
- c) It was understated by ₹2.15 lakh ($₹26.84 \text{ lakh} \times 2\% \times 4$), as, despite the construction of the 'RAMP at Life Science Building' in the Diphu Campus, having been completed on 22.04.2016, at a cost of ₹26.84 lakh, but having been capitalized during the financial year 2020-21, no depreciation for the prior period was charged.
- d) It was understated by ₹1.98 lakh ($₹26.38 \text{ lakh} / 12 \times 3 \times 30\%$), as, subscription for E-Journals, for the period from January 2020 to December 2020, amounting to ₹26.38 lakh, was booked under the head 'Library Books and Journals' (at 10% rate), instead of the head 'E-Journals' (at 40% rate), during the financial year 2020-21.
- e) It was understated by ₹0.27 lakh ($₹10.76 \text{ lakh} / 12 \times 3 \times 10\%$), as, subscription for Print Journals, for the period from January 2020 to December 2020, amounting to ₹10.76 lakh, was booked during the financial year 2020-21, but no depreciation for the prior period was charged.

This also resulted in understatement of the Excess of Expenditure over Income, by ₹29.47 lakh.

C. Other Accounts

3.1 GPF Account

The Balance Sheet of the General Provident Fund (GPF), as on 31 March 2021, exhibited a balance of ₹21.71 crore in the Fund, while the GPF BROADSHEET exhibited a closing balance of ₹26.98 crore, resulting in a discrepancy of ₹5.27 crore, which needs to be reconciled.

3.2 CPF Account

The Balance Sheet of the Contributory Provident Fund (CPF), as on 31 March 2021, exhibited a balance of ₹5.09 crore in the Fund, while the CPF BROADSHEET exhibited a closing balance of ₹7.40 crore, resulting in a discrepancy of ₹2.31 crore, which needs to be reconciled.

D. General

- 4.1 In terms of the MoE's guidelines, 'Buildings', 'Electrical Installations' and 'Tube Well & Water Supply', are to be treated as separate blocks of Assets, with different rates of depreciation (Building: 2%; Electrical Installation & Equipment: 5% and Tube Well & Water Supply: 2%). Fixed Assets, under the head 'Campus Development' (₹6.09 crore), included 'Buildings', 'Electrical Installations & Equipment' and 'Tube Well & Water Supply'. However, individual items, under the head 'Campus Development', were not segregated and a uniform rate of depreciation (10%) was charged thereagainst, in deviation from the guidelines issued by the MoE.
- 4.2 In the Receipt & Payments Account, the University booked an amount of ₹22.29 crore, under the head 'Miscellaneous Receipts', instead of booking it under the head 'Grants Received'. This needs amendment.
- 4.3 A balance of ₹1.67 crore, in respect of 53 Sponsored Projects (Schedule-3A), has been lying unspent for more than three financial years. Similarly, an overspent amount of ₹7.71 lakh, in respect of 11 Sponsored Projects (Schedule-3A), has been lying unrecovered for more than three financial years. These balances need to be reviewed.

4.4 Computer Software: ₹ 2.46 crore

The above head was understated by ₹14.44 lakh, as 'Software', amounting to ₹9.91 lakh (for lab classes) and ₹4.53 lakh (for the Central Library), was booked under the head 'Computer and Peripherals' and 'Library Books & Journals', respectively. This resulted in understatement of the head 'Computer Software', by ₹14.44 lakh, with consequent overstatement of 'Computer & Peripherals' and 'Library Books & Journals', by ₹9.91 and ₹4.53 lakh, respectively.

4.5 Subscription for 'E-journals', for the period from January 2020 to December 2020, amounting to ₹26.38 lakh (₹9.29 lakh + ₹17.09 lakh), was booked under the head 'Library Books & Journals', instead of being booked under the head 'E-Journals', in the annual accounts for the financial year 2020-21. This resulted in overstatement of the head 'Library Books & Journals', by ₹26.38 lakh, as well as understatement of the head 'E-Journals', by the same amount.

E. Grants-in-Aid

During the financial year 2020-21, the University received Grants amounting to ₹128.85 crore (Revenue: ₹120.35 crore and Capital: ₹8.50 crore). It, further, had an opening balance of ₹0.60 crore. Out of the total grants of ₹ 129.45 crore so available, it spent ₹109.25 crore (Revenue: ₹98.33 crore and Capital: ₹10.92 crore), during the financial year 2020-21, leaving an unspent balance of ₹20.20 crore.

F. Net Effect

The net effect of the comments given in the preceding paragraphs is that the 'Assets and Liabilities' were overstated by ₹30.76 crore, as at 31 March 2021, and the 'Excess of Expenditure over Income' was understated by ₹0.48 crore, for the year ended 31 March 2021.

G. Management letter

Deficiencies which have not been included in the Audit Report have been brought to the notice of the Vice Chancellor, Assam University, Silchar, through a management letter, issued separately, for remedial/corrective action.

- v. Subject to our observations in the preceding paragraphs, we report that the Balance Sheet, Income and Expenditure Account and Receipts and Payments Account, dealt with by this report, are in agreement with the books of accounts.

- vi. In our opinion, and to the best of our information, and according to the explanations given to us, the said financial statements, read together with the Accounting Policies and Notes on Accounts, and subject to the significant matters stated above and other matters mentioned in Annexure to this Audit Report, give a true and fair view, in conformity with accounting principles generally accepted in India.
- a. insofar as it relates to the Balance Sheet, of the state of affairs of the Assam University, Silchar as at 31 March 2021 and
 - b. insofar as it relates to Income and Expenditure Account of the Deficit for the year ended on that date.

For and on behalf of the C&AG of India



(Deepak Narain)

Director General of Audit

Central :: Kolkata

Place: Kolkata

Date: 23-12-2021

-

Annexure

A. Adequacy of the Internal Audit System

The Internal Audit System is inadequate on account of the following:

- (i) No Internal Audit Manual is in use.
- (ii) The Internal Audit Department is not adequately staffed.

B. Adequacy of the Internal Control System

The Internal Control System is inadequate in the following areas:

- (i) The Heads of Account are not coded.
- (ii) There is no centralised purchase department.
- (iii) There is no system for periodic verification of cash balances.
- (iv) Several advances have remained unadjusted in the accounts for long periods of time.
- (v) The University is maintaining its subsidiary accounts *viz.* Cash Books, Ledger, Journal, etc., in only the *Tally* software, without any manual Cash Book being maintained. The voucher numbers, exhibited in the *Tally* software, however, do not always match with the numbers entered in the printed/manual vouchers. The existence of different vouchers numbers, in *Tally*, and in the manual vouchers, involves the risk of duplication/manipulation.

C. Physical Verification of Fixed Assets and Inventories

The University has not conducted physical verification of its Fixed Assets and Inventories, since the financial year 2016-17.

D. Statutory Liabilities

The University is regular in payment of its statutory dues.

ASSAM UNIVERSITY, SILCHAR
ANNUAL ACCOUNTS 2020-21

INDEX

Sl. No.	SCHEDULES	PARTICULARS	PAGE NO.
1.	BALANCE SHEET		1
2.	INCOME & EXPENDITURE ACCOUNT		2
3.	SCHEDULE - 1	: CORPUS/ CAPITAL FUND	3
4.	SCHEDULE - 2	: DESIGNATED/ EARMARKED/ ENDOWMENT FUNDS	4-7
5.	SUB SCHEDULE - 2A	: DETAILS OF ENDOWMENT FUNDS	8-9
6.	SCHEDULE- 3	: CURRENT LIABILITIES & PROVISIONS	10-11
7.	SUB SCHEDULE - 3A	: SPONSORED PROJECTS	12-20
8.	SUB SCHEDULE - 3B	: SPONSORED FELLOWSHIPS & SCHOLARSHIPS	21
9.	SUB SCHEDULE - 3C	: UN-UTILISED GRANTS	22-24
10.	SCHEDULE- 4	: FIXED ASSETS	25
11.	SUB SCHEDULE - 4A	: FIXED ASSETS - PLAN	26
12.	SUB SCHEDULE - 4B	: FIXED ASSETS - XII PLAN	27
13.	SUB SCHEDULE - 4C	: FIXED ASSETS - NON-PLAN	28
14.	SUB SCHEDULE - 4D	: FIXED ASSETS - MOBILISED RESOURCE FUND	29
15.	SUB SCHEDULE - 4E	: FIXED ASSETS- SPONSORED PROJECTS	30

16.	SUB SCHEDULE - 4F	: FIXED ASSETS- DIPHU CAMPUS	31
17.	SUB SCHEDULE - 4G	: FIXED ASSETS- SCHOOL OF TECHNOLOGY	32
18.	SUB SCHEDULE - 4H	: FIXED ASSETS- OBC	33
19.	SUB SCHEDULE - 4I	: FIXED ASSETS- NLCPR	34
20.	SUB SCHEDULE - 4J	: FIXED ASSETS- COURSE FEE FUND	35
21.	SUB SCHEDULE - 4K	: FIXED ASSETS- TEQIP	36
22.	SUB SCHEDULE - 4L	: FIXED ASSETS- OTHERS (Hostel/ School Dev./Dept. Dev. Fund)	37
23.	SUB SCHEDULE - 4M	: FIXED ASSETS- Grants-in-aid (Capital Assets-35)	38
24.	SCHEDULE- 5	:INVESTMENTS: EARMARKED/ENDOWMENT FUNDS	39
25.	SUB SCHEDULE - 5A	: INVESTMENT- MOBILISED RESOURCE FUND	40
26.	SUB SCHEDULE - 5B	: HOUSE BUILDING FUND	40
	SUB SCHEDULE - 5C	: UNIVERSITY DEVELOPMENT FUND	40
27.	SUB SCHEDULE - 5D	: INVESTMENT- ENDOWMENT FUNDS	41-42
28.	SCHEDULE- 6	: INVESTMENT- OTHERS	43
29.	SUB SCHEDULE - 6A	: INVESTMENT- PLAN FUND	44
30.	SUB SCHEDULE - 6B	: INVESTMENT- XII PLAN FUND	44
31.	SUB SCHEDULE - 6C	: INVESTMENT- NON-PLAN FUND	45
32.	SUB SCHEDULE - 6D	: INVESTMENT- HOSTEL FUND	46

33.	SUB SCHEDULE - 6E	: INVESTMENT- DIPHU CAMPUS FUND	46
34.	SUB SCHEDULE - 6F	: INVESTMENT- NLCPR FUND	46
35.	SUB SCHEDULE - 6G	: INVESTMENT- CAUTION MONEY FUND	46
36.	SUB SCHEDULE - 6H	: INVESTMENT- PMMMMNMTT FUND	47
37.	SUB SCHEDULE - 6I	: INVESTMENT- OBC FUND	47
38.	SUB SCHEDULE - 6J	: INVESTMENT- SPONSORED PROJECTS FUND	47
39.	SCHEDULE - 7	: CURRENT ASSETS	48-51
40.	SCHEDULE - 8	: LOANS, ADVANCES & DEPOSITS	52
41.	SCHEDULE - 9	: ACADEMIC RECEIPTS	53
42.	SCHEDULE - 10	: GRANTS/ SUBSIDIES	54
43.	SCHEDULE - 11	: INCOME FROM INVESTMENTS	55
44.	SCHEDULE - 12	: INTEREST EARNED	56
45.	SCHEDULE - 13	: OTHER INCOME	57
46.	SCHEDULE - 14	: PRIOR PERIOD INCOME	58
47.	SCHEDULE - 15	: STAFF PAYMENT & BENEFITS	59
48.	SCHEDULE - 16	: ACADEMIC EXPENSES	60
49.	SCHEDULE - 17	: ADMINISTRATIVE & GENERAL EXPENSES	61
50.	SCHEDULE - 18	: TRANSPORTATION EXPENSES	62
51.	SCHEDULE - 19	: REPAIR & MAINTENANCE	63

52.	SCHEDULE - 21	: OTHER EXPENSES	64
53.	SCHEDULE - 22	: PRIOR PERIOD EXPENSES	65
54.	SCHEDULE - 23	: SIGNIFICANT ACCOUNTING POLICIES	66-70
55.	SCHEDULE - 24	:CONTINGENT LIABILITIES AND NOTES TO ACCOUNTS	71-74
56.	RECEIPT & PAYMENTS ACCOUNTS		75
57.	ANNEXURE - A	: GRANTS-IN-AID	76
58.	ANNEXURE - B	: ACADEMIC RECEIPTS	77
59.	ANNEXURE - C	: INTEREST EARNED	78
60.	ANNEXURE - D	: MISC. RECEIPTS INCLUDING STATUTORY RECEIPTS	79
61.	ANNEXURE - E	: FIXED ASSETS	80
62.	ANNEXURE - F	:OTHER PAYMENTS INCLUDING STATUTORY PAYMENTS	81
63.	GENERAL PROVIDENT FUND ACCOUNT		82-86
64.	CONTRIBUTORY PROVIDENT FUND ACCOUNT		87-90
65.	NEW PENSION SCHEME ACCOUNT		91-94

ASSAM UNIVERSITY, SILCHAR
BALANCE SHEET AS ON 31st MARCH, 2021

(Amount in Rs.)

SOURCES FUNDS	Schedule	Current Year	Previous Year
CORPUS/ CAPITAL FUND	1	63,03,79,862.08	2,19,28,46,150.88
DESIGNATED/ EARMARKED/ ENDOWMENT FUNDS	2	24,20,67,224.65	18,29,38,453.30
CURRENT LIABILITIES & PROVISIONS	3	3,11,80,70,480.09	1,92,90,13,142.38
TOTAL		3,99,05,17,566.82	4,30,47,97,746.56
APPLICATION OF FUNDS			
FIXED ASSETS	4		
Tangible Assets		1,90,68,40,871.86	1,84,56,25,371.72
Intangible Assets		53,91,272.00	39,24,707.00
Capital Work-In-Progress		23,51,24,192.00	24,69,19,778.00
INVESTMENTS FROM EARMARKED/ ENDOWMENT FUNDS	5		
Current / Short Term		3,41,15,355.00	3,21,30,107.00
Long Term		15,80,351.61	10,80,351.61
INVESTMENT OTHERS	6		
Current / Short Term		38,91,91,824.00	41,72,90,632.00
Long Term		10,92,30,099.69	10,09,80,365.69
CURRENT ASSETS	7		
LOANS, ADVANCES & DEPOSITS	8	75,65,09,677.11	76,70,00,611.61
		55,25,33,923.55	88,98,45,821.93
TOTAL		3,99,05,17,566.82	4,30,47,97,746.56
SIGNIFICANT ACCOUNTING POLICIES	23		
CONTINGENT LIABILITIES AND NOTES TO ACCOUNTS	24		


FINANCE OFFICER


VICE-CHANCELLOR

ASSAM UNIVERSITY, SILCHAR

INCOME AND EXPENDITURE ACCOUNT FOR THE YEAR ENDED ON 31st MARCH 2021

(Amount in Rs.)			
Particulars	Schedule	Current Year	Previous Year
INCOME			
Academic Receipts	9	11,33,42,690.80	11,42,90,349.52
Grants/ Subsidies	10	98,32,72,101.00	1,65,55,48,000.00
Income from Investments	11	0.00	0.00
Interest Earned	12	2,38,30,457.00	2,40,19,554.00
Other Incomes	13	60,05,128.24	1,28,24,314.20
Prior Period Income	14	-5,25,430.00	1,71,945.00
TOTAL (A)		1,12,59,24,947.04	1,80,68,54,162.72
EXPENDITURE			
Staff Payments & Benefits	15	1,09,73,53,814.00	1,11,08,75,688.00
Academic Expenses	16	8,60,83,951.12	7,72,71,242.07
Administrative and General Expenses	17	15,98,02,905.93	15,08,75,314.28
Transportation Expenses	18	1,13,54,785.00	2,64,71,729.00
Repairs & Maintenance	19	1,56,81,637.00	3,66,01,144.00
Finance Costs	20	0.00	0.00
Depreciation	4	10,67,76,233.00	9,70,25,628.23
Other Expenses	21	1,32,71,81,962.00	14,88,13,983.00
Prior Period Expenses	22	32,50,745.00	1,67,235.00
TOTAL (B)		2,80,74,86,033.05	1,64,81,01,963.58
Balance being excess of Income over Expenditure/ Expenditure over		-1,68,15,61,086.01	15,87,52,199.14
Balance Being Surplus / (Deficit) Carried to Capital Fund		-1,68,15,61,086.01	15,87,52,199.14
SIGNIFICANT ACCOUNTING POLICIES	23		
CONTINGENT LIABILITIES AND NOTES TO ACCOUNTS	24		


FINANCE OFFICER


VICE-CHANCELLOR

ASSAM UNIVERSITY, SILCHAR


SCHEDULE- 1 CORPUS/ CAPITAL FUND

(Amount in Rs.)

Particulars	Current Year	Previous Year
Balance at the beginning of the year	2,19,28,46,150.88	1,71,68,44,854.44
Add: Grants from UGC, Govt. of India and State Govt. to the extent utilised for capital expenditure (SCH 10)	13,25,81,770.14	27,42,67,913.30
Add: Assets Purchased out of Earmarked Funds (SCH 2)	10,57,987.00	6,54,736.00
Add: Adjustment for Prior Period & Others	-1,45,44,959.93	4,23,26,448.00
Add: Excess of Income over Expenditure transferred from the Income & Expenditure Account	0.00	15,87,52,199.14
TOTAL	2,31,19,40,948.09	2,19,28,46,150.88
(Less) Deficit transferred from the Income & Expenditure Account	1,68,15,61,086.01	0.00
Balance at the year end	63,03,79,862.08	2,19,28,46,150.88



FINANCE OFFICER



VICE-CHANCELLOR

ASSAM UNIVERSITY, SILCHAR

2020-21

SCHEDULE 2- DESIGNATED/ EARMARKED/ ENDOWMENT FUNDS

PART- I

(Amount in Rs.)

	FUND WISE BREAK UP				Alumini Association Fund	Magazine Fee Fund	Students Aid Fund	TOTAL
	Mobilised Resource Fund	University Development Fund	Endowment Fund	HBA Fund				PREVIOUS YEAR
	1	2	3	4	5	6	7	
A.								
a) Opening Balance of the Funds	10,29,27,918.93	5,52,19,083.00	25,11,523.89	2,22,79,927.48	13,18,671.54	11,13,224.00	35,11,502.00	16,55,08,746.28
b) Additions to the Funds:								
i. Donation/Grants/ Contribution/un-utilised Course Fees	1,16,62,105.06	32,11,416.00	5,42,824.00	0.00	1,43,260.00	2,37,288.00	3,38,431.00	1,33,66,602.00
c) Income from Investments made of the Funds	5,04,822.00	11,68,414.00	74,883.00	1,64,810.00	0.00	0.00	0.00	19,07,581.00
d) Accrued interest on Investment	0.00	0.00	0.00	5,04,252.00	0.00	0.00	0.00	24,58,524.00
e) Interest on savings bank Account	2,76,231.00	0.00	28,878.00	89,900.00	996.00	0.00	0.00	12,65,887.00
f) Other additions (specify nature)	0.00	0.00	0.00	0.00	0.00	0.00	0.00	0.00
1. Overhead Charges from Project A/c.	0.00	0.00	0.00	0.00	0.00	0.00	0.00	32,20,400.57
2. Cancellation of Cheques	0.00	0.00	0.00	0.00	0.00	0.00	0.00	0.00
3. Corpurs Fund Diphu	3,08,439.50	0.00	0.00	0.00	0.00	0.00	0.00	16,880.00
4. Interest earned on savings- Sponsored Project	7,55,561.00	0.00	0.00	0.00	0.00	0.00	0.00	0.00
5. Adjustment for prior periods	0.00	0.00	0.00	0.00	0.00	0.00	0.00	0.00
Total (A)	11,64,35,077.49	5,95,98,913.00	31,58,108.89	2,30,38,889.48	14,62,927.54	13,50,512.00	38,49,933.00	18,77,44,620.85
B.								
Utilisation/ Expenditure towards objectives of Funds								
i. Capital Expenditure								
Fixed Assets	51,585.00	0.00	0.00	0.00	0.00	0.00	0.00	6,54,736.00
Others	0.00	0.00	0.00	0.00	0.00	0.00	0.00	0.00
ii. Revenue Expenditure								
Salaries, Wages and Allowances, etc.	0.00	0.00	0.00	0.00	0.00	0.00	0.00	0.00
Rent	0.00	0.00	0.00	0.00	0.00	0.00	0.00	0.00
Other Administrative Expenditure	20.25	0.00	0.00	0.00	0.00	0.00	20,000.00	115.05
Overhead Charges from Project A/c.	37,11,539.57	0.00	0.00	0.00	0.00	0.00	0.00	
Other Payment	0.00	0.00	3,44,723.00	0.00	0.00	0.00	0.00	41,51,316.50
iii. Advances								
Centre for Distance Education & Open Learning	0.00	0.00	0.00	0.00	0.00	0.00	0.00	0.00
Adjustment for prior period rectification	0.00	0.00	0.00	0.00	0.00	0.00	0.00	0.00
iv. Unspent amount Returned/ Transfer	0.00	0.00	0.00	0.00	0.00	0.00	0.00	0.00
Total (B)	37,63,144.82	0.00	3,44,723.00	0.00	0.00	0.00	20,000.00	48,06,167.55
CLOSING BALANCE AT THE YEAR END (A-B)	11,26,71,932.67	5,95,98,913.00	28,13,385.89	2,30,38,889.48	14,62,927.54	13,50,512.00	38,29,933.00	18,29,38,453.30

ASSAM UNIVERSITY, SILCHAR

Closing Balance of Funds represented by:

(Amount in Rs.)

	FUND WISE BREAK UP					TOTAL		
	Mobilised Resource Fund	University Development Fund	Endowment Fund	HBA Fund	Alumini Association Fund	Magazine Fee Fund	Students Aid Fund	PREVIOUS YEAR
Investments	85,24,878.00	1,98,95,260.00	15,80,351.61	56,95,217.00	0.00	0.00	0.00	3,32,10,458.61
Bank Balances	80,16,558.78	0.00	13,33,034.28	42,28,533.48	37,271.54	0.00	0.00	1,13,52,143.49
Accrued Interest	4,32,622.00	9,64,806.00	0.00	73,49,746.00	0.00	0.00	0.00	89,66,981.00
Outstanding Advance	60.00	0.00	0.00	56,52,609.00	0.00	0.00	0.00	67,96,656.00
Receivable from Non plan/ Principal Account	0.00	0.00	0.00	0.00	14,25,656.00	13,50,512.00	38,29,933.00	0.00
Receivable installment of March 2021	0.00	0.00	0.00	1,12,784.00	0.00	0.00	0.00	1,03,248.00
Fund kept in Common Bank Account	0.00	3,87,38,847.00	0.00	0.00	0.00	0.00	0.00	3,59,84,431.00
Due From Sponsored Project/ Schemes/ Other Funds	9,56,97,813.89	0.00	0.00	0.00	0.00	0.00	0.00	8,65,89,535.20
TOTAL	11,26,71,932.67	5,95,98,913.00	29,13,385.89	2,30,38,889.48	14,62,927.54	13,50,512.00	38,29,933.00	18,30,03,453.30

Note: Closing Balance represented by Bank Balance & Investments of Endowment Funds equals to Rs. 29,13,385.89 which is in excess of (Rs.1,00,000.00) Closing Balance depicted above. This is due to, a) payment of Rs. 65,000.00 (Rs.66,000.00 - Rs.1,000.00) was made from Grants-in-aid for the year 2017-18, b) payment of Rs. 32,000.00 was made from Grants-in-aid for the year 2018-19 and c) Rs. 3,000.00 due to SB-0429 (Dr. B. Bhattacharjee Endowment Fund).


FINANCE OFFICER


VICE-CHANCELLOR

SCHEDULE 2- DESIGNATED/ EARMARKED/ ENDOWMENT FUNDS

PART- II

(Amount in Rs.)

	FUND WISE BREAK UP						TOTAL	
	Students Co-curricular Fund	Hostal Development Fund	Hostel Maintenance Fund	Students Health Insurance Scheme	Sports Fee Receipt Fund	PMMMNMTT Grant Fund	CURRENT YEAR	PREVIOUS YEAR
	8	9	10	11	12	13	(1+2+3+4+5+6+7+8+9+10+11+12+13)	
A.								
a) Opening Balance of the Funds	-6,12,188.00	1,31,99,450.00	8,58,833.00	21,83,938.00	15,00,928.00	1,59,02,986.32	22,19,15,798.16	16,55,08,746.28
b) Additions to the Funds:								
i. Donation/Grants/ Contribution/un-utilised Course Fees	5,72,696.00	77,200.00	23,950.00	6,72,385.00	2,31,538.00	0.00	1,77,13,093.06	1,33,66,602.00
c) Income from Investments made of the Funds	0.00	13,11,044.00	0.00	0.00	0.00	6,68,085.00	38,92,058.00	19,07,581.00
d) Accrued interest on Investment	0.00	0.00	0.00	0.00	0.00	0.00	5,04,252.00	24,58,524.00
e) Interest on savings bank Account	0.00	0.00	0.00	0.00	0.00	1,61,926.00	5,57,931.00	12,65,887.00
f) Other additions (specify nature)	0.00	0.00	0.00	0.00	0.00	0.00	0.00	0.00
1. Overhead Charges from Project A/c.	0.00	0.00	0.00	0.00	0.00	0.00	0.00	32,20,400.57
2. Cancellation of Cheques	0.00	0.00	0.00	0.00	0.00	0.00	0.00	0.00
3. Corpurs Fund Diphu	0.00	0.00	0.00	0.00	0.00	0.00	3,08,439.50	16,880.00
4. Interest earned on savings- Sponsored Project	0.00	0.00	0.00	0.00	0.00	0.00	7,55,561.00	0.00
5. Adjustment for prior periods	0.00	0.00	0.00	0.00	0.00	23,05,797.00	23,05,797.00	0.00
Total (A)	-39,492.00	1,45,87,694.00	8,82,783.00	28,56,323.00	17,32,466.00	1,90,38,794.32	24,79,52,929.72	18,77,44,620.85
B.								
Utilisation/ Expenditure towards objectives of Funds								
i. Capital Expenditure								
Fixed Assets	0.00	10,06,402.00	0.00	0.00	0.00	0.00	10,57,987.00	6,54,736.00
Others	0.00	0.00	0.00	0.00	0.00	0.00	0.00	0.00
ii. Revenue Expenditure								
Salaries, Wages and Allowances, etc.	0.00	0.00	0.00	0.00	0.00	0.00	0.00	0.00
Rent	0.00	0.00	0.00	0.00	0.00	0.00	0.00	0.00
Other Administrative Expenditure	1,38,519.00	2,70,080.00	3,42,816.00	0.00	0.00	20.25	7,71,455.50	115.05
Overhead Charges from Project A/c.	0.00	0.00	0.00	0.00	0.00	0.00	37,11,539.57	41,51,316.50
Other Payment	0.00	0.00	0.00	0.00	0.00	0.00	3,44,723.00	0.00
iii. Advances								
Centre for Distance Education & Open Learning	0.00	0.00	0.00	0.00	0.00	0.00	0.00	0.00
Adjustment for prior period rectification	0.00	0.00	0.00	0.00	0.00	0.00	0.00	0.00
Re-issuance of time barred cheques, etc.	0.00	0.00	0.00	0.00	0.00	0.00	0.00	0.00
iv. Unspent amount Returned/ Transfer	0.00	0.00	0.00	0.00	0.00	0.00	0.00	0.00
Total (B)	1,38,519.00	12,76,482.00	3,42,816.00	0.00	0.00	20.25	58,85,705.07	48,06,167.55
CLOSING BALANCE AT THE YEAR END (A-B)	-1,78,011.00	1,33,11,212.00	5,39,967.00	28,56,323.00	17,32,466.00	1,90,38,774.07	24,20,67,224.65	18,29,38,453.30

ASSAM UNIVERSITY, SILCHAR

Closing Balance of Funds represented by:

(Amount in Rs.)

	FUND WISE BREAK UP						TOTAL	
	Students Co-curricular Fund	Hostal Development Fund	Hostel Maintenance Fund	Students Health Insurance Scheme	Sports Fee Receipt Fund	PMMMMNTT Fund	CURRENT YEAR	PREVIOUS YEAR
	8	9	10	11	12	13	(1+2+3+4+5+6+7+8+9+10+11+12+13)	
Investments	0.00	1,94,77,225.00	0.00	0.00	0.00	1,11,96,336.00	6,63,69,267.61	3,32,10,458.61
Bank Balances	0.00	0.00	0.00	0.00	0.00	57,65,724.07	1,93,81,122.15	1,13,52,143.49
Accrued Interest	0.00	3,49,618.00	0.00	0.00	0.00	0.00	90,96,792.00	89,66,981.00
Outstanding Advance	0.00	0.00	0.00	0.00	0.00	0.00	56,52,669.00	67,96,656.00
Receivable from Non plan/ others	0.00	0.00	0.00	0.00	0.00	23,05,797.00	89,11,898.00	0.00
Receivable installment of March 2021	0.00	0.00	0.00	0.00	0.00	0.00	1,12,784.00	1,03,248.00
Fund kept in Common Bank Account	-1,78,011.00	-65,15,631.00	5,39,967.00	28,56,323.00	17,32,466.00	-2,29,083.00	3,69,44,878.00	3,59,84,431.00
Due From Sponsored Project/ Schemes/ Other Funds	0.00	0.00	0.00	0.00	0.00	0.00	9,56,97,813.89	8,65,89,535.20
TOTAL	-1,78,011.00	1,33,11,212.00	5,39,967.00	28,56,323.00	17,32,466.00	1,90,38,774.07	24,21,67,224.65	18,30,03,453.30


FINANCE OFFICER


VICE-CHANCELLOR

ASSAM UNIVERSITY, SILCHAR

SUB SCHEDULE 2A - DETAILS OF ENDOWMENT FUNDS

2020-21

(Amount in Rs.)

Sl. No.	NAME OF THE FUND	Year of Estd.	Opening Balance			Total additions during the year		Total		Exp./ Adj. during the year	Closing Balance		
			Endowment	Accum. Int. /adj.	Total	Endowment	Interest/ adj.	Endowment	Accumulated interest/ adjustment		Endowment	Accum. Int. /adj.	TOTAL
1	2		3	4	5=(3+4)	6	8	9	10=(4+8)	11	12=(3+6)	13=(10-11)	14=(12+13)
1	A C Das Memorial Endow. Fund	1999	10,000.00	11,182.50	21,182.50	0.00	732.00	10,000.00	11,914.50	1,000.00	10,000.00	10,914.50	20,914.50
2	Aparna Roy Memorial Endow.Fund	1998	10,000.00	1,121.05	11,121.05	0.00	680.00	10,000.00	1,801.05	700.00	10,000.00	1,101.05	11,101.05
3	Bipin Chandra Pal Memorial Endow. Fund	1997	10,000.00	3,713.04	13,713.04	0.00	968.00	10,000.00	4,681.04	1,047.00	10,000.00	3,634.04	13,634.04
4	B K Gupta Memorial Research schlp. Fund	1998	2,00,000.00	4,96,315.99	6,96,315.99	0.00	13,600.00	2,00,000.00	5,09,915.99	0.00	2,00,000.00	5,09,915.99	7,09,915.99
5	Debabrata Roy Memorial Endow. Fund	1999	10,000.00	12,669.00	22,669.00	0.00	616.00	10,000.00	13,285.00	1,247.00	10,000.00	12,038.00	22,038.00
6	D L Das Memorial Endow. Fund	1999	10,000.00	12,005.97	22,005.97	0.00	606.00	10,000.00	12,611.97	1,047.00	10,000.00	11,564.97	21,564.97
7	D L Roy Memorial Endow. Fund	1999	10,000.00	22,925.00	32,925.00	0.00	616.00	10,000.00	23,541.00	1,547.00	10,000.00	21,994.00	31,994.00
8	Dr. B Bhattacharjee Memorial Endow. Fund	1999	19,000.00	21,609.67	40,609.67	0.00	1,224.00	19,000.00	22,833.67	0.00	19,000.00	22,833.67	41,833.67
9	Dr.S Ranganathan Memorial Endow. Fund	1999	10,000.00	14,362.04	24,362.04	0.00	680.00	10,000.00	15,042.04	0.00	10,000.00	15,042.04	25,042.04
10	G C Roy Memorial Endow. Fund	1999	10,000.00	6,147.06	16,147.06	0.00	680.00	10,000.00	6,827.06	900.00	10,000.00	5,927.06	15,927.06
11	G K Roy Memorial Endow. Fund	1998	10,000.00	720.44	10,720.44	0.00	680.00	10,000.00	1,400.44	700.00	10,000.00	700.44	10,700.44
12	Hrishikesh Saha Memorial Endow. Fund	1998	12,000.00	13,246.93	25,246.93	0.00	780.00	12,000.00	14,026.93	1,000.00	12,000.00	13,026.93	25,026.93
13	Kironbala Bhattacharjee Memorial Endow. Fund	1998	10,000.00	3,543.10	13,543.10	0.00	680.00	10,000.00	4,223.10	800.00	10,000.00	3,423.10	13,423.10
14	K P Sengupta Memorial Endow. Fund	1998	10,000.00	4,794.11	14,794.11	0.00	732.00	10,000.00	5,526.11	900.00	10,000.00	4,626.11	14,626.11
15	Muktashree Memorial Endow. Fund	1997	10,000.00	2,580.98	12,580.98	0.00	732.00	10,000.00	3,312.98	800.00	10,000.00	2,512.98	12,512.98
16	N C M S Memorial Endow. Fund	1995	10,000.00	10,832.55	20,832.55	0.00	568.00	10,000.00	11,400.55	1,000.00	10,000.00	10,400.55	20,400.55
17	N B Digendra Kumar Dey Smriti Puraskar Account	2001	9,500.00	2,996.40	12,496.40	0.00	600.00	9,500.00	3,596.40	747.00	9,500.00	2,849.40	12,349.40
18	Nilima Sarma Memorial Endow. Fund	1998	10,000.00	4,864.57	14,864.57	0.00	732.00	10,000.00	5,596.57	900.00	10,000.00	4,696.57	14,696.57
19	N S Mate Memorial Endow. Fund	1999	14,500.00	7,010.64	21,510.64	0.00	988.00	14,500.00	7,998.64	1,000.00	14,500.00	6,998.64	21,498.64
20	O Meena Devi Memorial Endow. Fund	1998	10,000.00	8,513.85	18,513.85	0.00	680.00	10,000.00	9,193.85	1,000.00	10,000.00	8,193.85	18,193.85
21	P M Goswami Memorial Endow. Fund	1999	10,000.00	2,617.00	12,617.00	0.00	606.00	10,000.00	3,223.00	947.00	10,000.00	2,276.00	12,276.00
22	R K Saha Memorial Endow. Fund	1998	12,000.00	4,860.97	16,860.97	0.00	816.00	12,000.00	5,676.97	1,000.00	12,000.00	4,676.97	16,676.97
23	Sabitri Bhattacharjee Memorial Endow. Fund	1997	10,000.00	1,204.19	11,204.19	0.00	732.00	10,000.00	1,936.19	800.00	10,000.00	1,136.19	11,136.19
24	Shanti Devi Memorial Endow. Fund	1999	10,000.00	1,520.67	11,520.67	0.00	646.00	10,000.00	2,166.67	847.00	10,000.00	1,319.67	11,319.67
25	Sociological Research Award Endow. Fund	2000	20,000.00	47,073.00	67,073.00	0.00	1,236.00	20,000.00	48,309.00	0.00	20,000.00	48,309.00	68,309.00
26	T S Brahmachari Memorial Endow. Fund	1998	10,000.00	[50.74]	9,949.26	0.00	680.00	10,000.00	629.26	600.00	10,000.00	29.26	10,029.26
27	U S Dutta Memorial Award Account	2001	9,500.00	2,271.40	11,771.40	0.00	600.00	9,500.00	2,871.40	747.00	9,500.00	2,124.40	11,624.40
	CARRIED FORWARD		4,86,500.00	7,20,651.38	12,07,151.38	0.00	32,890.00	4,86,500.00	7,53,541.38	21,276.00	4,86,500.00	7,32,265.38	12,18,765.38

(Amount in Rs.)

Sl. No.	NAME OF THE FUND	Year of Estd.	Opening Balance			Total additions during the year		Total		Exp./ Adj. during the year	Closing Balance		
			Endowment	Accum. Int. /adj.	Total	Endowment	Interest/ adj.	Endowment	Accumulated interest/ adjustment		Endowment	Accum. Int. /adj.	TOTAL
1	2		3	4	5=(3+4)	6	8	9	10=(4+8)	11	12=(3+6)	13=(10-11)	14=(12+13)
	BROUGHT FORWARD		4,86,500.00	7,20,651.38	12,07,151.38	0.00	32,890.00	4,86,500.00	7,53,541.38	21,276.00	4,86,500.00	7,32,265.38	12,18,765.38
28	Ushabati Sengupta Memorial Endow. Fund	1998	10,000.00	5,386.28	15,386.28	0.00	732.00	10,000.00	6,118.28	900.00	10,000.00	5,218.28	15,218.28
29	Rita Kar Memorial Scholarship Fund	2007	50,000.00	37,873.50	87,873.50	0.00	5,856.40	50,000.00	43,729.90	0.00	50,000.00	43,729.90	93,729.90
30	Murshedul Alom Mem. Endw Fund	2006	20,000.00	6,582.80	26,582.80	0.00	2,126.40	20,000.00	8,709.20	0.00	20,000.00	8,709.20	28,709.20
31	Ajmal Foundation Prize for BA-LLB (Hons)	2008	50,000.00	29,285.71	79,285.71	0.00	53,360.00	50,000.00	82,645.71	3,547.00	50,000.00	79,098.71	1,29,098.71
32	Ajmal Foundation Prize for B.Tech (IT)	2008	50,000.00	28,079.71	78,079.71	0.00	53,360.00	50,000.00	81,439.71	3,547.00	50,000.00	77,892.71	1,27,892.71
33	Ananya Paul Memorial End. Award	2003	20,000.00	-1,088.94	18,911.06	0.00	2,126.40	20,000.00	1,037.46	0.00	20,000.00	1,037.46	21,037.46
34	Lal Behari Goala Mem. End. Fund	2003	10,000.00	1,632.81	11,632.81	0.00	1,063.20	10,000.00	2,696.01	0.00	10,000.00	2,696.01	12,696.01
35	Lalit Sethi Mem. Endow. Fund	2002	10,000.00	5,332.29	15,332.29	0.00	1,063.20	10,000.00	6,395.49	947.00	10,000.00	5,448.49	15,448.49
36	Laxminia Goala Mem. Endow. Fund	2003	10,000.00	3,332.29	13,332.29	0.00	1,063.20	10,000.00	4,395.49	947.00	10,000.00	3,448.49	13,448.49
37	Haji Azmal Ali Mem. Endow. Award	2004	25,000.00	9,375.25	34,375.25	0.00	77,658.00	25,000.00	87,033.25	2,047.00	25,000.00	84,986.25	1,09,986.25
38	Maryam Azmal Mem. Endow. Award	2004	25,000.00	10,371.25	35,371.25	0.00	77,658.00	25,000.00	88,029.25	2,047.00	25,000.00	85,982.25	1,10,982.25
39	Surajbhan Khandelwal Mem. Endow. Fund	2003	10,000.00	1,339.79	11,339.79	0.00	1,063.20	10,000.00	2,402.99		10,000.00	2,402.99	12,402.99
40	Mukundadas Bhatt.Memo. Endow Fund	2009	1,00,000.00	23,493.00	1,23,493.00	0.00	6,300.00	1,00,000.00	29,793.00	7,547.00	1,00,000.00	22,246.00	1,22,246.00
41	Ayiriddhi Bhattacharjee Memo. End. Fund.	2014	1,00,000.00	30,928.65	1,30,928.65	0.00	6,252.00	1,00,000.00	37,180.65	9,047.00	1,00,000.00	28,133.65	1,28,133.65
42	Subinay Ch. Dutta Roy. Memo. End. Fund.	2014	1,00,000.00	30,908.12	1,30,908.12	0.00	6,252.00	1,00,000.00	37,160.12	9,047.00	1,00,000.00	28,113.12	1,28,113.12
43	Kshitish Ch. Das Memo. End. Fund	2016	1,00,000.00	-4,000.00	96,000.00	0.00	6,500.00	1,00,000.00	2,500.00	2,500.00	1,00,000.00	0.00	1,00,000.00
44	Haripada Chakraborty Memo.	2017	1,00,000.00	-5,000.00	95,000.00	0.00	5,000.00	1,00,000.00	0.00	0.00	1,00,000.00	0.00	1,00,000.00
45	Endowment Fund (New)	2017	2,00,000.00	0.00	2,00,000.00	0.00	0.00	0.00	2,00,000.00	2,00,000.00	0.00	0.00	0.00
46	Dwarikanath Bhattacharjee Endowment Fund	2019	1,00,000.00	0.00	1,00,000.00	0.00	2,500.00	1,00,000.00	2,500.00	2,500.00	1,00,000.00	0.00	1,00,000.00
47	Birendra-Sodashibala Gold Medal	2017	0.00	0.00	0.00	1,00,000.00	0.00	1,00,000.00	0.00	0.00	1,00,000.00	0.00	1,00,000.00
48	Mahendra Priyabala Gold Medal	2017	0.00	0.00	0.00	1,00,000.00	0.00	1,00,000.00	0.00	0.00	1,00,000.00	0.00	1,00,000.00
	TOTAL		15,76,500.00	9,34,483.89	25,10,983.89	2,00,000.00	3,42,824.00	15,76,500.00	14,77,307.89	2,65,899.00	15,76,500.00	12,11,408.89	27,87,908.89

Notes:

- 1) The total of Columns 3 & 4 will appear as the Opening Balance in the Column "Endowment Funds" in Schedule 2, of Earmarked Funds forming part of the Balance Sheet.
- 2) The total of Col. 9 should be less than of Col. 8, as only the interest is to be used for the expenditure on the object of the endowments (except Endowments for Chairs).
- 3) There should not normally be a debit balance in the schedule. If in a rare case, there is a debit balance against any of the Endowment Funds, the debit balance should appear on the Assets side of the Balance Sheet as "Receivables", in Schedule-8 Loans, Advances & Deposits.
- 4) Endowment at Sl No. 33 to 39 have a common Bank Account & interest earned is proportionately distributed among the endowments.



FINANCE OFFICER



VICE-CHANCELLOR

ASSAM UNIVERSITY, SILCHAR

SCHEDULE 3 - CURRENT LIABILITIES & PROVISIONS

	(Amount in Rs.)	
	CURRENT YEAR	PREVIOUS YEAR
A. CURRENT LIABILITIES		
1. Deposits from Students :		
Student Caution Money	1,77,47,748.69	1,68,98,622.69
Hostel Caution Money	43,36,571.00	43,83,571.00
2. Sundry Creditors		
a) For Goods & Services (Outstanding Liabilities for Expenses)	14,75,25,695.50	20,62,02,087.50
b) Others (Outstanding Liabilities for Assets)	35,92,45,516.65	36,15,24,355.89
3. Statutory Liabilities		
a) VAT/ GST	3,91,007.00	1,79,161.00
b) Income Tax	19,34,498.00	1,35,475.00
c) Group Savings Linked Insurance	8,590.00	8,590.00
d) CEST (Service Tax)/ Professional Tax	81,424.00	2,39,316.00
d) Labour Cess	2,29,086.00	4,21,680.00
4. Other Current Liabilities		
a) Sponsored Projects (Sub-Schedule 3A)	8,59,54,470.28	10,52,71,968.56
b) Sponsored Fellowships & Scholarships (Sub-Schedule 3B)	1,92,57,643.00	2,22,62,496.00
c) Unutilised Grants (Sub-Schedule 3C)	39,44,63,539.97	40,37,84,698.97
Balance Carried to the next page	1,03,11,75,790.09	1,12,13,12,022.61

(Amount in Rs.)

	1,03,11,75,790.09	1,12,13,12,022.61
Balance Brought from the Previous page		
d) Other Funds		
1. Alumni Association Fund	0.00	13,18,671.54
2. Magazine Fund	0.00	11,13,224.00
3. Student Aid Fund	0.00	35,11,502.00
4. Student Co- Curricular Fund	0.00	-6,12,188.00
5. Hostel Development Fund	0.00	1,31,99,450.00
6. Hostel Maintenance Fund	0.00	8,58,833.00
7. Students Health Insurance Scheme	0.00	21,83,938.00
8. Suspense Account CPF- Diphu	-5,441.00	-5,441.00
9. Course Fee Fund	2,35,13,882.00	2,86,59,811.70
10. Department Development Fund	1,41,20,451.00	1,33,03,982.00
12. School Dev. Fund	1,00,11,128.00	80,22,002.00
13. SOT - Fest / Industry Interface Fee Fund	44,19,041.00	37,33,885.00
14. Sports Fee Receipt Fund	0.00	15,00,928.00
15. Grant-in-aid (Capital Assets)	0.00	60,24,694.21
17. Model Study Fee Fund	58,088.00	0.00
18. Diphu Scholarship Fund	19,970.00	19,970.00
20. Grants for SIPDA 2013-14 (Min. of Social Justice)	42,86,410.00	2,17,72,830.00
21. PMMMMNTT Fund	0.00	1,59,02,986.32
22. Academic & Research Collaboration with Queens University, Belfast	-58,20,569.00	0.00
e) Other Liabilities	3,63,04,342.00	1,10,03,337.00
f) Vendor Security Deposit	4,82,053.00	6,47,179.00
g) Other Security Deposit	69,45,281.00	1,01,63,433.00
B. PROVISIONS:		
a) Provision for Pension	1,26,51,77,256.00	
b) Provision for Gratuity	38,03,75,597.00	35,42,04,793.00
c) Provision for Leave Encashment	34,70,07,201.00	31,11,73,299.00
TOTAL	3,11,80,70,480.09	1,92,90,13,142.38



FINANCE OFFICER



VICE-CHANCELLOR

SUB SCHEDULE 3A: SPONSORED PROJECTS

(Amount in Rs.)

Sl. No.		Opening Balance		Receipt/ recoveries during the year	TOTAL	Expenditure during the year	Closing Balance	
		Dr.	Cr.				Dr.	Cr.
1	2	3	4	5	6	7	8	9
1	FIST Grant-Physics-Diphu Campus	4,18,582.28	0.00	5,272.00	-4,13,310.28	3,747.00	4,17,057.28	0.00
2	Projecton"Fold Scope(DBT)-PV Reddy	0.00	1,02,618.00	2,00,000.00	3,02,618.00	1,88,794.00	0.00	1,13,824.00
3	Projecton"prevalance of Bacter(DBT)-NL Raju	60,673.00	0.00	2,00,000.00	1,39,327.00	45,121.00	0.00	94,206.00
4	Project On'Colonial Cart..(UGC)-Vulli Dhanaraju	0.00	45,541.00	0.00	45,541.00	40,000.00	0.00	5,541.00
5	Projecton'Ecology, Cultur(ICSSR)-Vulli Dhanaraju	0.00	65,856.00	0.00	65,856.00	0.00	0.00	65,856.00
6	Projecton'Exploration of Crop(ASBB)- Robindra Teron	0.00	0.00	1,38,750.00	1,38,750.00	38,044.00	0.00	1,00,706.00
7	Project On'Festivals..(ICSSR)- Prafulla Kr. Nath	0.00	9,143.00	0.00	9,143.00	0.00	0.00	9,143.00
8	Projecton'folk Culture(NSC)-Anup Kr. Dey	0.00	1,50,249.00	0.00	1,50,249.00	0.00	0.00	1,50,249.00
9	Projecton'Governance of Power(ICSSR)-Bikash Ch. Das	0.00	9,217.00	0.00	9,217.00	0.00	0.00	9,217.00
10	Projecton'Indig(ICMR)-Somenath Bhat	0.00	1,794.00	0.00	1,794.00	0.00	0.00	1,794.00
11	Projecton'Natural Resour-IMPRESS-Somenath Bhat-AUDC	0.00	3,20,000.00	0.00	3,20,000.00	2,85,000.00	0.00	35,000.00
12	Project On'Role of Nuclear(DST)-P V Reddy	0.00	6,17,620.00	6,00,000.00	12,17,620.00	3,54,234.00	0.00	8,63,386.00
13	Projecton 'Scouting Docum (NIFI)- Robindra Teron	0.00	0.00	2,25,000.00	2,25,000.00	1,16,640.00	0.00	1,08,360.00
14	Projecton'Shifting Occupation(ICSSR)-AChanu	55,750.00	0.00	0.00	-55,750.00	34,250.00	90,000.00	0.00
15	Project on 'Socio-Cultural(ICSSR)-Somenath Bhatt	0.00	0.00	20,000.00	20,000.00	3,000.00	0.00	17,000.00
16	Projecton'Undrstandingthe(BCIL)-Ramie H Begum	0.00	90,661.50	0.00	90,661.50	0.00	0.00	90,661.50
17	Aprojecton'Chirality Modu....Properties-Sudip Choud	0.00	19,93,380.00	6,00,000.00	25,93,380.00	15,47,879.00	0.00	10,45,501.00
18	Basic Infrastructure(UGC)-ECOLOGY	0.00	10,69,673.00	0.00	10,69,673.00	0.00	0.00	10,69,673.00
19	Basic Infrastructure(UGC)-LIFE SCIENCE	0.00	57,588.00	0.00	57,588.00	0.00	0.00	57,588.00
20	Basic Infrastructure(UGC)-MATHEMATICS	0.00	2,96,150.00	0.00	2,96,150.00	0.00	0.00	2,96,150.00
21	Basic Infrastructure(UGC) - PHYSICS	0.00	8,92,375.00	0.00	8,92,375.00	0.00	0.00	8,92,375.00
22	Capacity Building Programme(ICSSR)-Subhabrata Dutta	0.00	3,275.00	1,41,862.00	1,45,137.00	1,45,137.00	0.00	0.00
23	COP(UGC) on Acquaculture & F.S. - D.Kar	0.00	7,89,739.00	0.00	7,89,739.00	0.00	0.00	7,89,739.00
24	DAE/BRNS Project-Dr. A. K. Sen	39,724.00	0.00	0.00	-39,724.00	0.00	39,724.00	0.00
25	DBT-128 Project of Dr. S K Ghosh	0.00	3,52,506.00	33,470.00	3,85,976.00	0.00	0.00	3,85,976.00
26	DRL Project of Dr. Jayashree Rout	0.00	21,782.00	0.00	21,782.00	0.00	0.00	21,782.00
27	DRS Grant(UGC) to Biotechnology Dept.	0.00	74,474.00	0.00	74,474.00	0.00	0.00	74,474.00
28	DST Seminar Grants to Dr. A K Sen	0.00	86,063.00	0.00	86,063.00	0.00	0.00	86,063.00
TOTAL (carried forward)		5,74,729.28	70,49,704.50	21,64,354.00	86,39,329.22	28,01,846.00	5,46,781.28	63,84,264.50

Sl. No.		Opening Balance		Receipt/ recoveries during the year	TOTAL	Expenditure during the year	Closing Balance	
		Dr.	Cr.				Dr.	Cr.
1	2	3	4	5	6	7	8	9
	TOTAL (Brought forward)	5,74,729.28	70,49,704.50	21,64,354.00	86,39,329.22	28,01,846.00	5,46,781.28	63,84,264.50
29	DST/ SREC Project of Dr. C R Bhattacharjee	0.00	49,562.00	0.00	49,562.00	0.00	0.00	49,562.00
30	DST Travel Grant-Dr. A K Sen	0.00	1,08,935.00	0.00	1,08,935.00	0.00	0.00	1,08,935.00
31	E-Workshop On'DEA-Joyeeta Deb	0.00	0.00	61,000.00	61,000.00	30,000.00	0.00	31,000.00
32	Fast Track Young Scientist(SERB)-Aparajita De	0.00	23,905.00	0.00	23,905.00	0.00	0.00	23,905.00
33	FIST Grant- Mathematics Dept.	0.00	40,188.00	13,439.00	53,627.00	0.00	0.00	53,627.00
34	FIST Programme-Deptt. of Chemistry	0.00	8,31,762.49	17,240.00	8,49,002.49	0.00	0.00	8,49,002.49
35	FIST Programme-Life Science Deptt.	0.00	7,44,991.00	0.00	7,44,991.00	0.00	0.00	7,44,991.00
36	FIST Programme of Physics Deptt.	54,032.00	0.00	0.00	-54,032.00	0.00	54,032.00	0.00
37	Grants From UGC for SC/ST Cell	0.00	66,731.00	0.00	66,731.00	0.00	0.00	66,731.00
38	ICHR Grant to Dr. J Guite	0.00	1,05,000.00	0.00	1,05,000.00	0.00	0.00	1,05,000.00
39	India U. K. Staff Exchange Programme- British Counc	0.00	2,00,568.00	0.00	2,00,568.00	0.00	0.00	2,00,568.00
40	Indo-Canadian Workshop-Abhik Gupta	0.00	2,86,504.00	0.00	2,86,504.00	0.00	0.00	2,86,504.00
41	ISRO/RESPOND Project-Dr. A K Sen	0.00	8,524.00	0.00	8,524.00	0.00	0.00	8,524.00
42	IUAC Project on "Swift HeavyIon- S. S. Nath	0.00	49,600.00	0.00	49,600.00	0.00	0.00	49,600.00
43	J R F Grant to A Chakraborty	52,035.00	0.00	0.00	-52,035.00	0.00	52,035.00	0.00
44	Major Research Project(History)-Dr. R K De	0.00	21,482.00	0.00	21,482.00	0.00	0.00	21,482.00
45	Major Research Project of Dr. C RBhattacharjee	0.00	1,05,000.00	0.00	1,05,000.00	0.00	0.00	1,05,000.00
46	Major Research Project(UGC)- A.K. Baishya	0.00	41,571.00	0.00	41,571.00	0.00	0.00	41,571.00
47	MED-89 Project of Dr. S K Ghosh	0.00	1,53,957.00	25,018.00	1,78,975.00	0.00	0.00	1,78,975.00
48	Misc.Suspense Receipt	0.00	1,96,63,480.10	25,02,64,596.00	26,99,28,076.10	25,10,97,079.00	0.00	1,88,30,997.10
49	NBHM Grants From DAE	0.00	6,02,487.00	0.00	6,02,487.00	3,49,698.00	0.00	2,52,789.00
50	NPC-177 - S K Ghosh	0.00	2,61,862.00	21,419.00	2,83,281.00	0.00	0.00	2,83,281.00
51	Proejcton'Rhizosphere...(BCIL)-Piyush Pandey	0.00	8,14,384.00	0.00	8,14,384.00	1,92,104.00	0.00	6,22,280.00
52	Projecton'Above-Ground(SERB)-Tapasi Das	0.00	97,526.00	0.00	97,526.00	0.00	0.00	97,526.00
53	Projecton'a Comparative Study of (ICSSR)-N N Pandey	0.00	88,059.00	0.00	88,059.00	0.00	0.00	88,059.00
54	Project On'Acute Chronic Toxi...Barak Valley AGupta	0.00	39,303.00	0.00	39,303.00	0.00	0.00	39,303.00
55	Projecton'Adhunik(UGC)-P K Mishra	0.00	25,031.00	0.00	25,031.00	0.00	0.00	25,031.00
56	Projecton'Agricultural.. NE.. Indep.-Suparna Roy	0.00	2,25,003.00	2,70,000.00	4,95,003.00	2,81,951.00	0.00	2,13,052.00
57	Projecton'an Investigation(UGC)-Sumit Saha	0.00	1,28,052.00	0.00	1,28,052.00	0.00	0.00	1,28,052.00
58	Projecton'Art Work at Silchar Airport-Gautam Dutta	0.00	3,64,650.00	0.00	3,64,650.00	0.00	0.00	3,64,650.00
	TOTAL (carried forward)	6,80,796.28	3,21,97,822.09	25,28,37,066.00	28,43,54,091.81	25,47,52,678.00	6,52,848.28	3,02,54,262.09

Sl. No.		Opening Balance		Receipt/ recoveries during the year	TOTAL	Expenditure during the year	Closing Balance	
		Dr.	Cr.				Dr.	Cr.
1	2	3	4	5	6	7	8	9
	TOTAL (Brought forward)	6,80,796.28	3,21,97,822.09	25,28,37,066.00	28,43,54,091.81	25,47,52,678.00	6,52,848.28	3,02,54,262.09
59	Projecton'Assess. of Carbon(SERB)-A.J. Nath	0.00	22,976.00	0.00	22,976.00	0.00	0.00	22,976.00
60	Projecton'Assessment...Himalayas-Arun Jyoti Nath	0.00	22,69,160.00	0.00	22,69,160.00	16,94,765.00	0.00	5,74,395.00
61	Projecton'Assessment of(CSIR)-Ashesh K Das	0.00	35,884.00	0.00	35,884.00	0.00	0.00	35,884.00
62	Projecton'Assessment of(SERB)-A J Nath	0.00	59,511.00	0.00	59,511.00	0.00	0.00	59,511.00
63	Projecton'Biochemical...Cultivars-Shuvasish Chou	0.00	59,281.00	445.00	59,726.00	42,246.00	0.00	17,480.00
64	Projecton'Biodegradation ...NE India-Sanjeev Kumar	0.00	7,39,000.00	19,833.00	7,58,833.00	5,68,186.00	0.00	1,90,647.00
65	Projecton'Biodiesel Prod...NEI-Jayashree Rout	0.00	4,06,576.00	225.00	4,06,801.00	3,99,081.00	0.00	7,720.00
66	Projecton'Biomonitoring of Pe(Indo-Aus)-Abhik Gupta	0.00	50,237.00	0.00	50,237.00	0.00	0.00	50,237.00
67	Project On'Bio-Tech(DBT)-Dr. Devasish Kar	0.00	1,65,154.00	0.00	1,65,154.00	0.00	0.00	1,65,154.00
68	Projecton'Characterisation of Tight(BCIL-DBT)-SGiri	0.00	56,737.93	0.00	56,737.93	0.00	0.00	56,737.93
69	Projecton'Chara...Nanostructure-Utpal Sarkar	0.00	396.40	2,69,000.00	2,69,396.40	0.00	0.00	2,69,396.40
70	Project On'Chirality in...Interactions'Dr. NVS Rao	53,093.00	0.00	0.00	-53,093.00	0.00	53,093.00	0.00
71	Projecton'Climate Change... NER of India-Niranjan R	0.00	3,20,887.00	0.00	3,20,887.00	3,09,734.00	0.00	11,153.00
72	Projecton'Codon ...Micro RNA-SUC1-ICMR-Supriyo Chak	0.00	3,60,415.00	0.00	3,60,415.00	3,38,803.00	0.00	21,612.00
73	Projecton'Competition....Institutions-Joyeeta Deb	0.00	1,61,319.00	0.00	1,61,319.00	1,60,000.00	0.00	1,319.00
74	Project On'Creationof BIF-A.D. Talukdar/MDC(NEW)	0.00	70,544.00	2,116.00	72,660.00	72,660.00	0.00	0.00
75	Projecton'Decentra..Tripura- Debotosh Chakraborty	0.00	62.00	0.00	62.00	0.00	0.00	62.00
76	Projecton'Designing of ..Energy- Utpal Sarkar	0.00	1,49,686.00	5,02,776.00	6,52,462.00	4,10,862.00	0.00	2,41,600.00
77	Project On'Determinants(ICSSR)-Keya Sengupta	0.00	88,441.00	0.00	88,441.00	0.00	0.00	88,441.00
78	Projecton'Determinas...Manipur-H Ramananda Singh	0.00	6,54,000.00	0.00	6,54,000.00	0.00	0.00	6,54,000.00
79	Projecton'Dev & Com. of SODAR(SAMEER)-SS Nath	0.00	20,088.00	0.00	20,088.00	0.00	0.00	20,088.00
80	Projecton'Dev. & Current(UGC)-Indu Swami	0.00	1,00,000.00	0.00	1,00,000.00	0.00	0.00	1,00,000.00
81	Projecton'Development Fields of India-Arunjyoti Nat	0.00	16,80,019.00	20,313.00	17,00,332.00	5,13,493.00	0.00	11,86,839.00
82	Projecton'Development ..Methods-T Sanjoy Singh	0.00	16,35,000.00	0.00	16,35,000.00	4,28,330.00	0.00	12,06,670.00
83	Projecton'Dev. of Micro..Assam Tea-Piyush Pandey	0.00	12,20,000.00	23,500.00	12,43,500.00	11,37,806.00	0.00	1,05,694.00
84	Projecton'Diagnostics..AMR(DOSA)-Amitabh Bhattachar	0.00	21,21,603.00	4,725.00	21,26,328.00	15,15,213.00	0.00	6,11,115.00
85	Projecton'Dietary....B.V. Assam-MDC-Nitu Debnath	0.00	3,35,000.00	0.00	3,35,000.00	3,22,500.00	0.00	12,500.00
86	Projecton'Diversity Asse.. Assam-Anupam D. Talukdar	0.00	88,712.00	9,35,559.00	10,24,271.00	8,53,046.00	0.00	1,71,225.00
87	Projecton'Diversity..Biodiver. Hotspot-Tapati Das	0.00	1,16,389.00	0.00	1,16,389.00	67,243.00	0.00	49,146.00
	TOTAL (carried forward)	7,33,889.28	4,51,84,900.42	25,46,15,558.00	29,90,66,569.14	26,35,86,646.00	7,05,941.28	3,61,85,864.42

Sl. No.		Opening Balance		Receipt/ recoveries during the year	TOTAL	Expenditure during the year	Closing Balance	
		Dr.	Cr.				Dr.	Cr.
1	2	3	4	5	6	7	8	9
	TOTAL (Brought forward)	7,33,889.28	4,51,84,900.42	25,46,15,558.00	29,90,66,569.14	26,35,86,646.00	7,05,941.28	3,61,85,864.42
88	Projecton'DNA-Deco..Sensing-NRB-342-Sudip Choudhury	0.00	1,73,519.71	22,343.00	1,95,862.71	0.00	0.00	1,95,862.71
89	Projecton'Drug Discov....Plants-Anupam D. Talukdar	0.00	15,47,596.00	8,26,418.00	23,74,014.00	15,55,570.00	0.00	8,18,444.00
90	Projecton'Dust and Magnetic ...Clouds-A.K. Sen	0.00	94,842.00	0.00	94,842.00	94,842.00	0.00	0.00
91	Projecton'Effect of Diet Restr .. Dis-Anupom Borah	0.00	90,000.00	0.00	90,000.00	0.00	0.00	90,000.00
92	Project On'Elem(GBPIHED)-C R Bhattacharjee	0.00	2,33,620.00	0.00	2,33,620.00	0.00	0.00	2,33,620.00
93	Project On'Endangered (UGC)-M Dutta Choudhury	0.00	88,368.00	0.00	88,368.00	0.00	0.00	88,368.00
94	Projecton'Engineered .. Crude Oil- Piyush Pandey	0.00	16,81,478.00	24,08,804.00	40,90,282.00	14,83,007.00	0.00	26,07,275.00
95	Projecton'Enhancing Drought..Appro...S.K.Panda	0.00	1,00,355.00	0.00	1,00,355.00	84,503.00	0.00	15,852.00
96	Project On'Establishment of..Hubs-MDChoudhury	0.00	18,007.55	0.00	18,007.55	0.00	0.00	18,007.55
97	Project On'Ethnomedico---'-Dr. M Dutta Choudhury	2,758.00	0.00	0.00	-2,758.00	0.00	2,758.00	0.00
98	Project On'Evaluation--Methods(DBT-BCIL)'SKGhosh	0.00	2,500.00	0.00	2,500.00	0.00	0.00	2,500.00
99	Projecton'Evaluationof Hyd(UGC)-K KrishnakanSingh	0.00	0.00	13,690.00	13,690.00	0.00	0.00	13,690.00
100	Projecton'Exclusionof(ICSSR)-Nirakar Mallik	0.00	6,54,380.00	0.00	6,54,380.00	0.00	0.00	6,54,380.00
101	Projecton'Facies Ana.. Mizo Hills NEI-Sujata Das	0.00	9,24,136.00	0.00	9,24,136.00	7,93,025.00	0.00	1,31,111.00
102	Projecton'family Lejeu(SERB)-Sudipa Das	0.00	40,208.00	0.00	40,208.00	0.00	0.00	40,208.00
103	Projecton'Functional Gen.. Assam Rice-S.K. Panda	0.00	10,18,727.00	8,211.00	10,26,938.00	1,39,261.00	0.00	8,87,677.00
104	Projecton'Genetic MLSB Screening-Amitabh Bhattachar	0.00	1,92,151.00	9,00,830.00	10,92,981.00	4,01,760.00	0.00	6,91,221.00
105	Projecton'Genome..Rices From NER-S.K.Panda	0.00	5,61,037.04	0.00	5,61,037.04	4,61,037.00	0.00	1,00,000.04
106	Projecton'I&C...Barak Valley Assam-Partha Sarkar	0.00	2,70,781.00	0.00	2,70,781.00	78,797.00	0.00	1,91,984.00
107	Projecton'I & C Glycyl-Trna Donovan-Diwakar Kumar	0.00	31,29,760.00	38,872.00	31,68,632.00	21,45,081.00	0.00	10,23,551.00
108	Projecton'Identific .. Arabica L-Ravi Rajwanshi	0.00	6,09,891.00	7,62,491.00	13,72,382.00	4,42,484.00	0.00	9,29,898.00
109	Projecton'Identification & Cha.. DNA-Diwakar Kumar	0.00	67,289.00	0.00	67,289.00	67,289.00	0.00	0.00
110	Projecton'Identity, Protest(ICSSR)-Charvak	0.00	2,59,509.00	0.00	2,59,509.00	0.00	0.00	2,59,509.00
111	Projecton'Impact of Rhi...Assam-Piyush Pandey	0.00	32,23,460.00	81,545.00	33,05,005.00	17,06,176.00	0.00	15,98,829.00
112	Projecton'Incidences..Fold..Data-Piyush Pandey	0.00	5,172.00	0.00	5,172.00	5,172.00	0.00	0.00
113	Projecton'Inclusion...B.Valley of Assam-G.Albin Jo	0.00	12,433.00	0.00	12,433.00	2,04,000.00	1,91,567.00	0.00
114	Projecton'Indian Himalayan...Con-Niranjan Roy	0.00	0.00	6,52,500.00	6,52,500.00	0.00	0.00	6,52,500.00
115	Project On'Investigation(DST)-S Giri	66,420.00	0.00	0.00	-66,420.00	0.00	66,420.00	0.00
116	Projecton'investigation on Anticancer(DBT)-SK Ghosh	0.00	7,000.00	0.00	7,000.00	0.00	0.00	7,000.00
	TOTAL (carried forward)	8,03,067.28	6,01,91,120.72	26,03,31,262.00	31,97,19,315.44	27,32,48,650.00	9,66,686.28	4,74,37,351.72

Sl. No.		Opening Balance		Receipt/ recoveries during the year	TOTAL	Expenditure during the year	Closing Balance	
		Dr.	Cr.				Dr.	Cr.
1	2	3	4	5	6	7	8	9
	TOTAL (Brought forward)	8,03,067.28	6,01,91,120.72	26,03,31,262.00	31,97,19,315.44	27,32,48,650.00	9,66,686.28	4,74,37,351.72
117	Projecton'Investigations.. Carcin..-Yasmin Choudhur	0.00	20,23,513.76	27,979.00	20,51,492.76	11,76,033.00	0.00	8,75,459.76
118	Projecton'Investi.. Molec.. Garcinol-Anupom Borah	0.00	24,30,787.00	47,618.00	24,78,405.00	0.00	0.00	24,78,405.00
119	Projecton'Isolation..Excipient-Lalduhsanga Pachuau	0.00	16,84,500.00	0.00	16,84,500.00	22,230.00	0.00	16,62,270.00
120	Project On'isolation, Identification... M Dutta Chy	3,52,333.82	0.00	0.00	-3,52,333.82	0.00	3,52,333.82	0.00
121	Projecton'Microbial Roles(BCIL)-Piyush Pandey	0.00	1,49,817.00	0.00	1,49,817.00	0.00	0.00	1,49,817.00
122	Project On'Modeling--Velocity Slip'Devajyoti Biswas	0.00	2,12,877.00	0.00	2,12,877.00	0.00	0.00	2,12,877.00
123	Projecton'Molecular Anal...CHDL-Amitabh Bhattacharj	0.00	57,752.00	0.00	57,752.00	0.00	0.00	57,752.00
124	Projecton'Molecular Insight...Marker-Amitabh Bhatta	0.00	30,985.00	29.00	31,014.00	15,400.00	0.00	15,614.00
125	Projecton'Molecular Insight .. Stap...-Amitabh Bhatt	0.00	2,19,959.00	2,00,880.00	4,20,839.00	3,09,960.00	0.00	1,10,879.00
126	Project On'Molecular Mechani (SERB)-P K Shukla	0.00	1,578.00	0.00	1,578.00	0.00	0.00	1,578.00
127	Projecton'Molecular Mech(DBT)- Anupam Borah	0.00	47,308.00	0.00	47,308.00	22,308.00	0.00	25,000.00
128	Projecton'Molecular&Str...DNA Dono...-Diwakar Kumar	0.00	2,64,690.00	0.00	2,64,690.00	1,28,822.00	0.00	1,35,868.00
129	Projecton'Multifunctioning(BCIL-DBT)-SujitK Ghosh	0.00	37,827.00	0.00	37,827.00	0.00	0.00	37,827.00
130	Projecton'Net Ecosystem..Gradient-ArunJyoti Nath	0.00	30,18,120.00	0.00	30,18,120.00	10,67,746.00	0.00	19,50,374.00
131	Projecton'Nitronium and Sul(DBT)-S K Ghosh	0.00	59,460.00	0.00	59,460.00	0.00	0.00	59,460.00
132	Projecton'Partition of India and NE-Dipendu Das	0.00	5,74,932.00	0.00	5,74,932.00	3,66,183.00	0.00	2,08,749.00
133	Projecton'PHED :Towards..Reporting(UNICEF)-S. Dutta	0.00	8,14,953.00	24,29,800.00	32,44,753.00	32,44,753.00	0.00	0.00
134	Projecton'Photothermal Pro..Nano...-Sujit Kr. Ghosh	0.00	1,94,170.00	10,00,000.00	11,94,170.00	1,58,480.00	0.00	10,35,690.00
135	Projecton'phytochemical(SERB)-S Choudhury	0.00	2,37,286.00	0.00	2,37,286.00	0.00	0.00	2,37,286.00
136	Projecton'phytochemical(UGC)-Anupam Das Taluker	0.00	1,389.00	0.00	1,389.00	0.00	0.00	1,389.00
137	Projecton'Prediction...Study-ADT&M.Dutta Choudhury	0.00	43,410.00	0.00	43,410.00	0.00	0.00	43,410.00
138	Projecton'Predictors of ...India-Ajay Kr. Singh	0.00	1,72,583.00	1,57,500.00	3,30,083.00	2,76,273.00	0.00	53,810.00
139	Projecton'Preparation of II (SERB)-SS Nath	0.00	55,422.00	0.00	55,422.00	0.00	0.00	55,422.00
140	Projecton'preventing, Extin(DBT)-Aparajita De	0.00	5,039.00	0.00	5,039.00	0.00	0.00	5,039.00
141	Projecton'Priority Sector AGVB(ICSSR)-Kingshuk Adhi	0.00	40,000.00	0.00	40,000.00	0.00	0.00	40,000.00
142	Projecton'Production of Phy..Mitiga-Arunjyoti Nath	0.00	3,85,438.66	10,16,329.00	14,01,767.66	3,47,600.00	0.00	10,54,167.66
143	Projecton'Promoting Health..Cachar-Ayesha T Rashid	0.00	25,165.00	0.00	25,165.00	0.00	0.00	25,165.00
144	Projecton'Quantum...Bio-Molecules-P. Mondal	0.00	6,33,899.00	4,50,000.00	10,83,899.00	9,25,870.00	0.00	1,58,029.00
145	Projecton'Rare Earth Metal(MES)-MF Hussain	0.00	1,64,042.00	0.00	1,64,042.00	0.00	0.00	1,64,042.00
	TOTAL (carried forward)	11,55,401.10	7,37,78,023.14	26,56,61,397.00	33,82,84,019.04	28,13,10,308.00	13,19,020.10	5,82,92,731.14

Sl. No.		Opening Balance		Receipt/ recoveries during the year	TOTAL	Expenditure during the year	Closing Balance	
		Dr.	Cr.				Dr.	Cr.
1	2	3	4	5	6	7	8	9
	TOTAL (Brought forward)	11,55,401.10	7,37,78,023.14	26,56,61,397.00	33,82,84,019.04	28,13,10,308.00	13,19,020.10	5,82,92,731.14
146	Projecton'RCH Care Services(ICMR)-Kathiresan L	0.00	35,475.00	0.00	35,475.00	0.00	0.00	35,475.00
147	Project On'Red Rust(DST)-D Bora	0.00	82,646.00	0.00	82,646.00	0.00	0.00	82,646.00
148	Project on 'regeneration(UGC)..Assam'-A J Nath	0.00	10,332.00	0.00	10,332.00	0.00	0.00	10,332.00
149	Projecton'Role of ..H. Destination-Nilanjana Chakra	0.00	37,603.00	0.00	37,603.00	0.00	0.00	37,603.00
150	Projecton'Screening and Mor..Samples-Indu Sharma	0.00	16,01,760.00	8,781.00	16,10,541.00	16,10,541.00	0.00	0.00
151	Projecton'Screening of Anti-Cancer NEI-M. Dutta Cho	0.00	18,41,535.00	16,44,176.00	34,85,711.00	9,09,521.00	0.00	25,76,190.00
152	Projecton'Socio-Economics(NCW)-Barunjoyti Choudhury	0.00	1,78,000.00	0.00	1,78,000.00	0.00	0.00	1,78,000.00
153	Projecton'Status and Per.. B.V. Assam-Panna Deb	0.00	4,43,340.00	44,607.00	4,87,947.00	2,96,088.00	0.00	1,91,859.00
154	Projecton'strain Improve(DBT)-Himanshu Prasad	5,000.00	0.00	0.00	-5,000.00	0.00	5,000.00	0.00
155	Projecton'Studies ...AOX1&NDB2-S.K. Panda	0.00	3,15,364.00	4,04,167.00	7,19,531.00	2,95,114.00	0.00	4,24,417.00
156	Project On'Studies on Diversity...-D.C.Roy	31,367.00	0.00	0.00	-31,367.00	0.00	31,367.00	0.00
157	Projecton'Studies on Metage... Aru Pra-Indu Sharma	0.00	0.00	10,74,348.00	10,74,348.00	2,00,880.00	0.00	8,73,468.00
158	Projecton'Study of Water...Activity-Devasish Sengup	0.00	17,67,574.00	52,336.00	18,19,910.00	12,57,167.00	0.00	5,62,743.00
159	Projecton'Synth...018..047..Provide.-Rajib Panchadh	0.00	9,16,073.00	2,16,363.00	11,32,436.00	7,53,242.00	0.00	3,79,194.00
160	Projecton'UGC MOOCS-SWAYAM-Prabhat Kr. Mishra	0.00	1,49,529.00	0.00	1,49,529.00	0.00	0.00	1,49,529.00
161	Projecton'Use of ...Bacteria-Amitabh Bhattacharjee	0.00	53,308.00	0.00	53,308.00	53,308.00	0.00	0.00
162	Projecton'Use of Constructed (DST)-Abhik Gupta	0.00	1,69,653.00	0.00	1,69,653.00	0.00	0.00	1,69,653.00
163	Projecton'Validation(BCIL-DBT)-S K Ghosh	0.00	49,834.00	0.00	49,834.00	0.00	0.00	49,834.00
164	Projecton'Validation...NEI Antican.-A.D Talukdar	0.00	6,43,735.20	0.00	6,43,735.20	0.00	0.00	6,43,735.20
165	Projecton'Vasha...Sandarv -IMPRESS-Prabhat Kr. Mish	0.00	2,64,531.00	0.00	2,64,531.00	0.00	0.00	2,64,531.00
166	Projecton'Whitefly in NER-Sanjib Kr. Panda	0.00	7,82,289.00	0.00	7,82,289.00	7,82,289.00	0.00	0.00
167	Projecton'Women Migrant...Assam-Juthika Konwar	0.00	0.00	7,17,750.00	7,17,750.00	0.00	0.00	7,17,750.00
168	Refresher Course	0.00	7,73,616.00	0.00	7,73,616.00	0.00	0.00	7,73,616.00
169	SAP Grant From UGC-Bengali	0.00	14,62,022.00	11,609.00	14,73,631.00	0.00	0.00	14,73,631.00
170	SAP Grant From UGC- Biotechnology	0.00	77,233.36	11,613.00	88,846.36	16,000.00	0.00	72,846.36
171	SAP Grant From UGC- Ecology	0.00	5,83,782.00	19,214.00	6,02,996.00	0.00	0.00	6,02,996.00
172	SAP Grant From UGC-Mathematics	0.00	11,28,567.00	2,006.00	11,30,573.00	5,11,798.00	0.00	6,18,775.00
173	SAP Grant From UGC- Philosophy	0.00	50,415.00	947.00	51,362.00	0.00	0.00	51,362.00
174	SAP Grant From UGC-Physics	0.00	40,033.88	0.00	40,033.88	40,033.88	0.00	0.00
	TOTAL (carried forward)	11,91,768.10	8,72,36,273.58	26,98,69,314.00	35,59,13,819.48	28,80,36,289.88	13,55,387.10	6,92,32,916.70

Sl. No.		Opening Balance		Receipt/ recoveries during the year	TOTAL	Expenditure during the year	Closing Balance	
		Dr.	Cr.				Dr.	Cr.
1	2	3	4	5	6	7	8	9
	TOTAL (Brought forward)	11,91,768.10	8,72,36,273.58	26,98,69,314.00	35,59,13,819.48	28,80,36,289.88	13,55,387.10	6,92,32,916.70
175	SAP Grants From UGC-Chemistry	0.00	8,51,963.05	32,493.00	8,84,456.05	0.00	0.00	8,84,456.05
176	SAP Grants From UGC-Fine Arts	0.00	3,90,272.00	1,489.00	3,91,761.00	0.00	0.00	3,91,761.00
177	SAP Grants From UGC-HINDI	0.00	5,88,663.00	16,841.00	6,05,504.00	0.00	0.00	6,05,504.00
178	SAP Grants From UGC- Life Science	0.00	20,91,446.90	1,483.00	20,92,929.90	20,89,297.00	0.00	3,632.90
179	Scholarship/Stipend of Students	0.00	6,49,768.00	0.00	6,49,768.00	0.00	0.00	6,49,768.00
180	Seminar On'Encounter--NE India"-Sajal Nag	0.00	2,32,500.00	0.00	2,32,500.00	0.00	0.00	2,32,500.00
181	Seminar On'Sexuality, Gender(ICSSR)-Diphu Campus	0.00	72,000.00	0.00	72,000.00	0.00	0.00	72,000.00
182	Seminar On'Water Resource--21st Century'- A Gupta	64,533.00	0.00	0.00	-64,533.00	0.00	64,533.00	0.00
183	Seminar On Human Dev-Niranjan Roy	0.00	44,000.00	3,61,500.00	4,05,500.00	76,800.00	0.00	3,28,700.00
184	SODIS Project-EAWAG Switzerland-A. Gupta	0.00	7,02,744.00	0.00	7,02,744.00	0.00	0.00	7,02,744.00
185	UGC-BSR Start Up Grant-Atanu Banerjee	0.00	8,00,000.00	0.00	8,00,000.00	0.00	0.00	8,00,000.00
186	UGC-BSR Start Up Grant- Bhaskar Nath	0.00	8,00,000.00	49,350.00	8,49,350.00	3,66,293.00	0.00	4,83,057.00
187	UGC-BSR-Start Up Grant-K. Shantakumar Singh	0.00	8,00,000.00	0.00	8,00,000.00	66,650.00	0.00	7,33,350.00
188	UGC-BSR Start Up Grant- Pradip Debnath	0.00	4,77,881.00	0.00	4,77,881.00	1,71,756.00	0.00	3,06,125.00
189	UGC-BSR-Start Up Grant- Pranab Kumar Sarkar	0.00	8,00,000.00	0.00	8,00,000.00	2,12,999.00	0.00	5,87,001.00
190	UGC-BSR Start Up Grant- Sukanta Mondal	0.00	8,00,000.00	0.00	8,00,000.00	4,46,249.00	0.00	3,53,751.00
191	UGC-BSR Start Up Grant- Suman Kalyan Panja	0.00	8,00,000.00	0.00	8,00,000.00	2,81,811.00	0.00	5,18,189.00
192	UGC-BSR Start Up Grant-Swarna Kamal Mukherjee	0.00	8,00,000.00	0.00	8,00,000.00	0.00	0.00	8,00,000.00
193	UGC-DAE-CSR Project-II-Bidhan Mohanta	0.00	42,694.00	0.00	42,694.00	42,694.00	0.00	0.00
194	UGC-Infonet Programme	0.00	1,22,746.00	0.00	1,22,746.00	0.00	0.00	1,22,746.00
195	Upendra Brahma Memorial Hall	0.00	3,63,280.00	39,149.00	4,02,429.00	0.00	0.00	4,02,429.00
196	Workshop On'Future Prospects of TE Industry in B V"	5,000.00	0.00	0.00	-5,000.00	0.00	5,000.00	0.00
197	Annual Foundation School (AFS-II)-Samira Behera	0.00	276.00	0.00	276.00	276.00	0.00	0.00
198	Biotech Hubs-Diphu	0.00	3,57,791.00	0.00	3,57,791.00	0.00	0.00	3,57,791.00
199	Capacity Building Programme(ICSSR)- Nirakar Mallik	0.00	12,06,000.00	0.00	12,06,000.00	0.00	0.00	12,06,000.00
200	Conferenceon'Emerging Mater(NCEM-18)-M.K. Paul	0.00	0.00	4,00,000.00	4,00,000.00	4,00,000.00	0.00	0.00
201	Conferenceon' Gandhi's Way to Peace-Sib Sankar Mazu	0.00	0.00	1,73,645.00	1,73,645.00	0.00	0.00	1,73,645.00
202	Conf On' Chemical Rese...Sc-SK. Jasimuddin	4,27,504.00	0.00	0.00	-4,27,504.00	0.00	4,27,504.00	0.00
203	CSIR-Travel Grant-Ankita Chopra	0.00	0.00	64,833.00	64,833.00	64,833.00	0.00	0.00
	TOTAL (carried forward)	16,88,805.10	10,10,30,298.53	27,10,10,097.00	37,03,51,590.43	29,22,55,947.88	18,52,424.10	7,99,48,066.65

Sl. No.		Opening Balance		Receipt/ recoveries during the year	TOTAL	Expenditure during the year	Closing Balance	
		Dr.	Cr.				Dr.	Cr.
1	2	3	4	5	6	7	8	9
	TOTAL (Brought forward)	16,88,805.10	10,10,30,298.53	27,10,10,097.00	37,03,51,590.43	29,22,55,947.88	18,52,424.10	7,99,48,066.65
204	CUCET Receipts	0.00	1,28,593.00	9,56,681.00	10,85,274.00	9,80,711.00	0.00	1,04,563.00
205	DBT-Travel Grant-Arpi Dalal	0.00	8,405.00	0.00	8,405.00	8,405.00	0.00	0.00
206	Development of Sports Infrastructure & Equip-Capital	0.00	4,80,000.00	0.00	4,80,000.00	0.00	0.00	4,80,000.00
207	Donation for Bust of R.N. Tagore-T. Bhattacharjee	0.00	10,250.00	0.00	10,250.00	0.00	0.00	10,250.00
208	FDP Programme (EDII)-Debomalya Ghosh	0.00	4,730.00	0.00	4,730.00	4,730.00	0.00	0.00
209	FDP Programme- Statisti..Exp-Ajita Tiwari & CBK	0.00	0.00	20,100.00	20,100.00	0.00	0.00	20,100.00
210	Grant From UGC-Sc/ST, Coaching at PG/UG Level-N/P	0.00	1,84,000.00	0.00	1,84,000.00	0.00	0.00	1,84,000.00
211	ICSSR Seminar Grant-Nirakar Mallik	0.00	5,85,000.00	0.00	5,85,000.00	0.00	0.00	5,85,000.00
212	IEEE ISACC-2015	0.00	1,88,434.88	0.00	1,88,434.88	0.00	0.00	1,88,434.88
213	International Conf. on Dust-ICDA-Atri Deshamukhya	0.00	0.00	10,100.00	10,100.00	0.00	0.00	10,100.00
214	Lecture on "Shoqui Daif"-Mostafizur Rahman	0.00	32,000.00	0.00	32,000.00	0.00	0.00	32,000.00
215	National Conf.On'CRCADD-2018-A.D. Talukdar	4,59,019.00	0.00	0.00	-4,59,019.00	0.00	4,59,019.00	0.00
216	National Geography Research Institute-Grant	0.00	2,00,000.00	0.00	2,00,000.00	0.00	0.00	2,00,000.00
217	National Seminar on 'Act East..Challenges-Joyati Bha	0.00	54,357.00	0.00	54,357.00	0.00	0.00	54,357.00
218	National Seminar Organized by Commerce Deptt.	4,940.00	0.00	0.00	-4,940.00	0.00	4,940.00	0.00
219	NSS Grants From Government	0.00	20,47,639.00	15,94,831.00	36,42,470.00	16,26,020.25	0.00	20,16,449.75
220	PANE Conference- Physics-AUDC	0.00	0.00	3,00,000.00	3,00,000.00	0.00	0.00	3,00,000.00
221	Projecton'MHRD Scheme on GIAN-English-S.S.Mazumder	0.00	0.22	0.00	0.22	0.22	0.00	0.00
222	Projecton'MHRD Scheme on GIAN- S.K. Panda	0.00	999.93	0.00	999.93	999.93	0.00	0.00
223	Seminar On'Demograph of NER of India-Sumanash Dutta	0.00	1,03,885.00	0.00	1,03,885.00	0.00	0.00	1,03,885.00
224	Seminar On'Enviromental.. NE India-Sajal Nag	0.00	3,000.00	0.00	3,000.00	0.00	0.00	3,000.00
225	Seminar on 'sustainable Busi(ICSSR)- Amit Kr. Das	0.00	1,50,000.00	0.00	1,50,000.00	0.00	0.00	1,50,000.00
226	Seminar on'Tran. Cashless Opt..-Debomalya Ghose	0.00	13,171.00	0.00	13,171.00	0.00	0.00	13,171.00
227	Seminar on Folk Traditions of NE India-D Bhattachar	75,000.00	0.00	0.00	-75,000.00	0.00	75,000.00	0.00
228	SERB'Second Meeting..EPMA at BHU	29,908.00	0.00	0.00	-29,908.00	0.00	29,908.00	0.00
229	SERB /DBT Travel Grant-Nargis Alom Choudhury	0.00	0.00	32,157.00	32,157.00	32,157.00	0.00	0.00
230	Sodhganga Scheme-XII Plan	0.00	4,13,858.00	0.00	4,13,858.00	0.00	0.00	4,13,858.00
231	Trainingon'Mushroom...Technology-C.B. Khobragade	0.00	0.00	6,75,000.00	6,75,000.00	0.00	0.00	6,75,000.00
232	Training On' PCR Based Adv. DNA...Dr. S K Ghosh	0.00	45,500.00	0.00	45,500.00	0.00	0.00	45,500.00
	TOTAL (carried forward)	22,57,672.10	10,56,84,121.56	27,45,98,966.00	37,80,25,415.46	29,49,08,971.28	24,21,291.10	8,55,37,735.28

Sl. No.		Opening Balance		Receipt/ recoveries during the year	TOTAL	Expenditure during the year	Closing Balance	
		Dr.	Cr.				Dr.	Cr.
1	2	3	4	5	6	7	8	9
	TOTAL (Brought forward)	22,57,672.10	10,56,84,121.56	27,45,98,966.00	37,80,25,415.46	29,49,08,971.28	24,21,291.10	8,55,37,735.28
233	Visiting R Faculty(BCIL)Santanu Raychoudhuri	0.00	1,75,000.00	0.00	1,75,000.00	0.00	0.00	1,75,000.00
234	Workshopon'App. of Cloud Tech.-Rajesh Rangappa Alda	0.00	420.00	0.00	420.00	420.00	0.00	0.00
235	Workshop On'Documenting.....NE India-Dipendu Das	0.00	6,604.00	0.00	6,604.00	0.00	0.00	6,604.00
236	Workshopon' Gravitational Waves-Atri Deshamukhya	0.00	31,651.00	0.00	31,651.00	0.00	0.00	31,651.00
237	Workshopon' Patent Draf Pers...-Ajita Tiwari & C B K	0.00	0.00	2,600.00	2,600.00	0.00	0.00	2,600.00
238	Workshopon'Research Methodology'-Joyjit Sanyal-AUDC	0.00	80,000.00	0.00	80,000.00	8,000.00	0.00	72,000.00
239	Workshopon'Research Methodology'-Niranjan Roy	0.00	1,052.00	1,26,500.00	1,27,552.00	0.00	0.00	1,27,552.00
240	Workshop On' Research Techniques...-M.K. Sinha	0.00	1,17,888.00	0.00	1,17,888.00	1,16,560.00	0.00	1,328.00
	TOTAL (3A)	22,57,672.10	10,60,96,736.56	27,47,28,066.00	37,85,67,130.46	29,50,33,951.28	24,21,291.10	8,59,54,470.28



FINANCE OFFICER



VICE-CHANCELLOR

SUB SCHEDULE-3B: SPONSORED FELLOWSHIP

(Amount in Rs.)

Sl. No.		Opening Balance		Receipt/ recoveries during the year	TOTAL	Expenditure during the year	Closing Balance	
		Dr.	Cr.				Dr.	Cr.
1	2	3	4	5	6	7	8	9
1	DBT-JRF-Amaresh Kumar	0.00	30,000.00	0.00	30,000.00	0.00	0.00	30,000.00
2	DBT Post Doctoral Pgrm. -S.K.Gosh	3,72,196.00	0.00	0.00	-3,72,196.00	0.00	3,72,196.00	0.00
3	DBT RA Stipend to Debojyoti Moulick	0.00	1,65,341.00	1,58,760.00	3,24,101.00	1,01,925.00	0.00	2,22,176.00
4	DBT-RA-Stipend to Shweta Gupta	0.00	88,260.00	6,78,560.00	7,66,820.00	6,63,900.00	0.00	1,02,920.00
5	DBT RA Stipend to Sunayana Goswami	0.00	1,45,895.00	0.00	1,45,895.00	90,420.00	0.00	55,475.00
6	D S Kotheri Post Doctoral Fellowship (UGC)	0.00	3,35,923.00	0.00	3,35,923.00	0.00	0.00	3,35,923.00
7	ICCR Fellowship	0.00	38,88,685.00	4,27,185.00	43,15,870.00	0.00	0.00	43,15,870.00
8	ICMR Fellowship	0.00	1,84,745.00	18,52,888.00	20,37,633.00	12,84,047.00	0.00	7,53,586.00
9	ICSSR Fellowship	0.00	18,71,700.00	9,59,900.00	28,31,600.00	17,64,641.00	0.00	10,66,959.00
10	ICSSR Fellowship-Diphu	0.00	2,35,333.00	1,48,834.00	3,84,167.00	2,48,167.00	0.00	1,36,000.00
11	INSPIRE Fellowship	0.00	26,89,184.00	32,44,710.00	59,33,894.00	49,02,034.00	0.00	10,31,860.00
12	Paromita Chakraborty PD Fellowship-Yashmin Choudhur	0.00	6,42,766.00	3,67,715.00	10,10,481.00	9,09,081.00	0.00	1,01,400.00
13	Stipend to Dr. K C Das DBT-RA	0.00	3,73,400.00	0.00	3,73,400.00	0.00	0.00	3,73,400.00
14	UGC Post Doctoral Research Award-Arup Barman	0.00	5,45,000.00	0.00	5,45,000.00	0.00	0.00	5,45,000.00
15	UGC Scholarship for Rank Holder (P)	80,000.00	0.00	0.00	-80,000.00	0.00	80,000.00	0.00
16	CSIR Fellowship	0.00	19.00	0.00	19.00	0.00	0.00	19.00
17	IUSSTF Fellowship Grant to - Sarbani Giri.	0.00	1,86,000.00	0.00	1,86,000.00	0.00	0.00	1,86,000.00
18	Rajiv Gandhi National Fellowship for ST Candidates	49,538.00	0.00	0.00	-49,538.00	0.00	49,538.00	0.00
19	Rajiv Gandhi National Fellowship SC Candidates	0.00	47,06,725.00	0.00	47,06,725.00	0.00	0.00	47,06,725.00
20	UGC-JRF Fellowship	0.00	23,20,114.00	0.00	23,20,114.00	0.00	0.00	23,20,114.00
21	UGC Research Fellowship For Meritorious Students-BSR	0.00	29,98,888.00	0.00	29,98,888.00	54,422.00	0.00	29,44,466.00
22	Maulana Azad National Fellowship for Minority Students	0.00	5,750.00	0.00	5,750.00	0.00	0.00	5,750.00
23	Fellowship (ICPR) to Monju Chutia	0.00	24,000.00	0.00	24,000.00	0.00	0.00	24,000.00
	Grand Total (3B)	5,01,734.00	2,14,37,728.00	78,38,552.00	2,87,74,546.00	1,00,18,637.00	5,01,734.00	1,92,57,643.00

GRAND TOTAL (3A+3B)	27,59,406.10	12,75,34,464.56	28,25,66,618.00	40,73,41,676.46	30,50,52,588.28	29,23,025.10	10,52,12,113.28
----------------------------	---------------------	------------------------	------------------------	------------------------	------------------------	---------------------	------------------------


FINANCE OFFICER


VICE-CHANCELLOR

ASSAM UNIVERSITY, SILCHAR
2020-21

SCHEDULE- 3C UNUTILISED GRANTS

(Amount in Rs.)

Particulars	Current Year	Previous Year
A. NLCPR Grants:		
Balance Brought Forward	3,60,04,512.34	6,33,56,631.34
Add:		
Receipts during the year	0.00	0.00
Interest on Investment earned during the year	22,17,472.00	21,72,507.00
Interest earned on savings accounts during the year	46,386.00	10,504.00
TOTAL (a)	3,82,68,370.34	6,55,39,642.34
Less:		
Utilised for Revenue expenditure	0.00	0.00
Utilised for Capital expenditure	0.00	2,95,35,130.00
TOTAL (b)	0.00	2,95,35,130.00
Unutilised carried forward (a-b)	3,82,68,370.34	3,60,04,512.34

B. XII Plan Grants:		
Balance Brought Forward	18,47,96,815.86	32,13,47,686.86
Add:		
Receipts during the year	0.00	0.00
Adjustment	0.00	0.00
Interest on Investment earned during the year	40,05,085.00	1,19,82,086.00
Interest earned on savings accounts during the year	2,39,644.00	2,16,197.00
TOTAL (a)	18,90,41,544.86	33,35,45,969.86
Less:		
Utilised for Revenue expenditure	0.00	3,16,000.00
Utilised for Capital expenditure (including WIP)	2,33,52,142.00	14,84,33,154.00
TOTAL (b)	2,33,52,142.00	14,87,49,154.00
Unutilised carried forward (a-b)	16,56,89,402.86	18,47,96,815.86

(Amount in Rs.)

Particulars	Current Year	Previous Year
C. PLAN Grants:		
Balance Brought Forward	15,00,32,431.10	15,10,55,327.10
Add:		
Receipts during the year	0.00	0.00
Interest on Investment earned during the year	72,20,382.00	1,01,80,030.00
Interest earned on savings accounts during the year	26,676.00	1,03,522.00
Adjustment for prior period	0.00	0.00
TOTAL (a)	15,72,79,489.10	16,13,38,879.10
Less:		
Utilised for Revenue expenditure	0.00	0.00
Utilised for Capital expenditure	0.00	16,09,448.00
Adjustment (Refund to Sponsoring agency)	0.00	96,97,000.00
TOTAL (b)	0.00	1,13,06,448.00
Unutilised carried forward (a-b)	15,72,79,489.10	15,00,32,431.10

D. Diphu Campus Grants:		
Balance Brought Forward	1,23,55,677.94	1,23,55,677.94
Add:		
Receipts during the year	0.00	0.00
Interest on Investment earned during the year	0.00	0.00
Interest earned on savings accounts during the year	0.00	0.00
TOTAL (a)	1,23,55,677.94	1,23,55,677.94
Less:		
Utilised for Revenue expenditure	0.00	0.00
Utilised for Capital expenditure	0.00	0.00
TOTAL (b)	0.00	0.00
Unutilised carried forward (a-b)	1,23,55,677.94	1,23,55,677.94

			(Amount in Rs.)	
Particulars		Current Year	Previous Year	
E.	EWS			
	Balance Brought Forward	1,29,50,000.00	0.00	
	Add:			
	Receipts during the year	0.00	1,83,00,000.00	
	Interest on Investment earned during the year	0.00	0.00	
	Interest earned on savings accounts during the year	0.00	0.00	
	TOTAL (a)	1,29,50,000.00	1,83,00,000.00	
	Less:			
	Utilised for Revenue expenditure	0.00	53,50,000.00	
	Utilised for Capital expenditure	0.00	0.00	
	TOTAL (b)	0.00	53,50,000.00	
	Unutilised carried forward (a-b)	1,29,50,000.00	1,29,50,000.00	
F.	TEQIP Grants:			
	Balance Brought Forward	76,45,261.73	73,37,006.73	
	Add:			
	Receipts during the year	0.00	0.00	
	Interest on Investment earned during the year	0.00	0.00	
	Interest earned on savings accounts during the year	2,75,338.00	3,08,255.00	
	TOTAL (a)	79,20,599.73	76,45,261.73	
	Less:			
	Utilised for Revenue expenditure	0.00	0.00	
	Utilised for Capital expenditure	0.00	0.00	
	TOTAL (b)	0.00	0.00	
	Unutilised carried forward (a-b)	79,20,599.73	76,45,261.73	
Grand Total (A+B+C+D+E+F)		39,44,63,539.97	40,37,84,698.97	

NOTES :

1. Unutilized grants includes advances on Capital Account.
2. Unutilized grants includes grants received in advance for the next year.
3. Unutilized grants are represented on the Assets side by Bank Balances, Short Term Deposits with Banks and Advances on Capital Account.


FINANCE OFFICER


VICE-CHANCELLOR

ASSAM UNIVERSITY, SILCHAR
2020-21

(Amount in Rs.)

SCHEDULE 4 - FIXED ASSETS

Sl No	DESCRIPTION Name of Fund	GROSS BLOCK				DEPRECIATION				NET BLOCK	
		Cost / valuation as at beginning of the year	Additions during the year	Deductions during the year	Cost/Valuation at the year end	As at the beginning of the year	Additions During the year	Deductions during the year	Total up to the year end	As at the current year end (31.03.2021)	As at the previous year end (31.03.2020)
		1	2	3	4=(1+2-3)	5	6	7	8=(5+6-7)	9=(4-8)	10
	Tangible Assets (A)										
		1.00	0.00	0.00	1.00	0.00	0.00	0.00	0.00	1.00	1.00
1	Land								94786191.50	6,08,73,746.50	5,41,41,580.50
2	Campus Development	13,33,61,778.00	2,23,07,956.00	9796.00	15,56,59,938.00	7,92,20,197.50	1,55,65,994.00	0.00	388118801.48	1,50,04,53,792.52	1,48,24,38,051.52
3	Buildings	1,83,27,85,401.00	5,82,19,924.00	2432731.00	1,88,85,72,594.00	35,03,47,349.48	3,77,71,452.00	0.00	5323988.00	6,15,126.00	3,67,241.00
4	Plants, Machinery & Equipment	55,23,536.00	415578.00	0.00	59,39,114.00	51,56,295.00	1,67,693.00	0.00	17211450.00	2,56,725.00	4,47,803.00
5	Vehicle	1,74,68,175.00	0.00	0.00	1,74,68,175.00	1,70,20,372.00	1,91,078.00	0.00	101448790.73	5,29,56,838.58	4,87,55,068.57
6	Furniture & Fixtures	13,96,27,326.30	1,47,82,129.00	3826.00	15,44,05,629.30	9,08,72,257.73	1,05,76,533.00	0.00	24381519.39	6,12,89,071.37	6,11,91,912.37
7	Office Equipment	8,24,96,213.76	31,74,377.00	0.00	8,56,70,590.76	2,13,04,301.39	30,77,218.00	0.00	121242190.80	2,94,46,894.20	2,03,53,987.20
8	Computer & Peripherals	13,48,39,241.00	1,58,51,434.00	1,590.00	15,06,89,085.00	11,44,85,253.80	67,56,937.00	0.00	30009738.00	2,27,48,894.00	2,20,01,248.00
9	Electrical Installations & Fittings	4,93,73,053.00	33,85,579.00	0.00	5,27,58,632.00	2,73,71,805.00	26,37,933.00	0.00	137121476.15	4,22,24,508.18	2,27,50,036.80
10	Library Books & Journals	15,26,87,088.95	2,66,61,895.38	3000.00	17,93,45,984.33	12,99,37,052.15	71,84,424.00	0.00	13,31,589.10	59,46,631.90	60,92,196.90
11	Tube Wells & Water Supply	72,78,221.00	-	-	72,78,221.00	11,86,024.10	1,45,565.00	-	6744304.00	1,47,32,473.00	1,51,62,009.00
12	Roads,Culverts & Bridges	2,14,76,777.00	0.00	-	2,14,76,777.00	63,14,768.00	4,29,536.00	0.00	64331056.92	2,12,94,664.24	19071728.24
13	Laboratory Apparatus and Scientific Equipment	79572336.16	6053385.00	0.00	8,56,25,721.16	60500607.92	3830449.00	0.00	3069678.00	16,19,084.00	1,15,229.00
14	Audio Visual Equipment	30,50,918.00	1637844.00	0.00	46,88,762.00	29,35,689.00	1,33,989.00	0.00	11156372.00	18,08,681.00	14,63,457.00
15	Sports Goods /Student Amenities/Materials/Advanture Sports	1,17,21,296.00	1243757.00	0.00	1,29,65,053.00	1,02,57,839.00	8,98,533.00	0.00	32291892.60	3,80,51,270.40	4,50,35,851.40
16	Networking	7,03,43,163.00	-	0.00	7,03,43,163.00	2,53,07,311.60	69,84,581.00	0.00	67684574.90	4,16,86,694.38	3,52,42,210.62
17	Equipment	9,47,23,938.52	1,46,47,330.76	0.00	10,93,71,269.28	5,94,81,727.90	32,02,847.00	0.00	1536081.00	9,76,659.00	12,27,933.00
18	Merged Scheme Assets/Community College	25,12,740.00	0.00	0.00	25,12,740.00	12,84,807.00	2,51,274.00	0.00	0.00	86,88,907.00	86,88,907.00
19	Other Asset-TEQIP (SOT)	86,88,907.00	0.00	0.00	86,88,907.00	0.00	0.00	0.00	1185022.00	7,33,289.00	9,25,120.00
20	Other Infrastructure/Civil works/semi permanent	19,18,311.00	0.00	0.00	19,18,311.00	9,93,191.00	1,91,831.00	0.00	83573.40	4,36,920.60	1,53,799.60
21	Other Fixed Assets	1,85,324.00	3,35,170.00	0.00	5,20,494.00	31,524.40	52,049.00	0.00	1,10,90,58,289.97	1,90,68,40,871.86	1,84,56,25,371.72
	Total (A)	2,84,96,33,745.69	16,87,16,359.14	24,50,943.00	3,01,58,99,161.83	1,00,40,08,373.97	10,50,49,916.00	0.00	0.00	23,51,24,192.00	24,67,19,778.00
22	Capital Work-in-Progress (B)	24,69,19,778.00	2,33,52,142.00	3,51,47,728.00	23,51,24,192.00	0.00	0.00	0.00	0.00	0.00	0.00
	Intangible Assets (C)										
23	Computer Software	26776282.00	3192882.00	0.00	29969164.00	22851575.00	1726317.00	0.00	24577892.00	5391272.00	3924707.00
24	E-Journal										
25	Patents								2,45,77,892.00	53,91,272.00	39,24,707.00
	Total (C)	2,67,76,282.00	31,92,882.00	0.00	2,99,69,164.00	2,28,51,575.00	17,26,317.00	0.00	0.00	0.00	0.00
	Grand Total (A+B+C)	3,12,33,29,805.69	19,52,61,383.14	3,75,98,671.00	3,28,09,92,517.83	1,02,68,59,948.97	10,67,76,233.00	0.00	1,13,36,36,181.97	2,14,73,56,335.86	2,09,64,69,856.72


FINANCE OFFICER


VICE-CHANCELLOR

ASSAM UNIVERSITY, SILCHAR

2020-21

SUB-SCHEDULE 4A: FIXED ASSETS (PLAN)

(Amount in Rs.)

DESCRIPTION Name of Fund	GROSS BLOCK				DEPRECIATION				Net BLOCK	
	Cost / valuation as at beginning of the year	Additions during the year	Deductions during the year	Cost/Valuation at the year end	As at the beginning of the year	Additions During the year	Deductions during the year	Total up to the year end	As at the current year end (31.03.2021)	As at the previous year end (31.03.2020)
	1	2	3	4=(1+2-3)	5	6	7	8=(5+6-7)	9=(4-8)	10
I. Land :										
a) Freehold	0.00	0.00	0.00	0.00	0.00	0.00	0.00	0.00	0.00	0.00
b) Leasehold	0.00	0.00	0.00	0.00	0.00	0.00	0.00	0.00	0.00	0.00
II. Buildings :										
a) On Freehold Land	90,60,69,088.00	0.00	0.00	906069088.00	19,71,30,886.00	18121382.00	0.00	215252268.00	690816820.00	70,89,38,202.00
b) On Leasehold Land	0.00	0.00	0.00	0.00	0.00	0.00	0.00	0.00	0.00	0.00
c) Ownership Flats/ Premises	0.00	0.00	0.00	0.00	0.00	0.00	0.00	0.00	0.00	0.00
d) Superstructures on Land not belonging to educational institutions	0.00	0.00	0.00	0.00	0.00	0.00	0.00	0.00	0.00	0.00
III. Plants, machinery & equipment	0.00	0.00	0.00	0.00	0.00	0.00	0.00	0.00	0.00	0.00
IV. Vehicle	1,09,71,223.00	0.00	0.00	10971223.00	1,09,71,222.00	0.00	0.00	10971222.00	1.00	1.00
V. Furniture & Fixtures.	3,67,61,540.00	0.00	0.00	36761540.00	3,00,98,100.00	2757116.00	0.00	32855216.00	3906324.00	66,63,440.00
VI. Office Equipment	36,88,266.00	0.00	0.00	3688266.00	36,88,265.00	0.00	0.00	3688265.00	1.00	1.00
VIII. Electrical Installations	3,16,11,052.00	0.00	0.00	31611052.00	2,21,92,306.00	1580553.00	0.00	23772859.00	7838193.00	94,18,746.00
IX. Library Books	5,32,59,112.00	0.00	0.00	53259112.00	5,32,59,111.00	0.00	0.00	53259111.00	1.00	1.00
X. Tube wells & water supply	22,43,829.00	0.00	0.00	2243829.00	6,62,354.00	44877.00	0.00	707231.00	1536598.00	15,81,475.00
XI. Other fixed assets										
1. Roads,Culverts & Bridges	2,14,76,776.00	0.00	0.00	21476776.00	63,14,768.00	429536.00	0.00	6744304.00	14732472.00	1,51,62,008.00
2. Laboratory apparatus and Scientific equipment	2,46,25,116.00	0.00	0.00	24625116.00	2,46,25,115.00	0.00	0.00	24625115.00	1.00	1.00
3. Audio visual equipment	4,40,544.00	0.00	0.00	440544.00	4,40,543.00	0.00	0.00	440543.00	1.00	1.00
4. Sports Goods /Student Amenities/Materials/Advanture sports	1,02,54,195.00	0.00	0.00	10254195.00	96,22,072.00	632122.00	0.00	10254194.00	1.00	6,32,123.00
5. Networking	4,97,354.00	0.00	0.00	497354.00	4,97,353.00	0.00	0.00	497353.00	1.00	1.00
6. Equipment CIL - XI Plan	1,38,07,115.52	0.00	0.00	13807115.52	99,45,061.00	1035534.00	0.00	10980595.00	2826520.52	38,62,054.52
7. Campus Development - XI Plan	43,60,007.00	0.00	0.00	4360007.00	30,52,025.00	436001.00	0.00	3488026.00	871981.00	1,07,982.00
8. Equipment - XI Plan (Interest)	1,33,69,083.00	0.00	0.00	13369083.00	68,77,439.00	1002681.00	0.00	7880120.00	5488963.00	64,91,644.00
9. Computer - Computer Centre - XI Plan	20,87,135.00	0.00	0.00	2087135.00	20,87,134.00	0.00	0.00	2087134.00	1.00	1.00
10. Equipment - Library - XI Plan	5,44,636.00	0.00	0.00	544636.00	3,47,772.00	40848.00	0.00	388620.00	156016.00	1,96,864.00
11. Merget Scheme - Equipment - XI Plan	45,09,582.00	0.00	0.00	4509582.00	25,65,925.00	338219.00	0.00	2904144.00	1605438.00	19,43,657.00
A. TOTAL of CURRENT YEAR	1,20,15,61,630.52	0.00	0.00	1201561630.52	44,53,63,427.00	2,64,18,869.00	0.00	471782296.00	729779334.52	75,61,98,203.52
B. Capital Work- In - Progress	0.00	0.00	0.00	0.00	0.00	0.00	0.00	0.00	0.00	0.00
C. Intangible assets										
i. Software	0.00	0.00	0.00	0.00	0.00	0.00	0.00	0.00	0.00	0.00
TOTAL (A+ B+C)	1,20,15,61,630.52	0.00	0.00	1201561630.52	44,53,63,427.00	2,64,18,869.00	0.00	471782296.00	729779334.52	75,61,98,203.52


FINANCE OFFICER


VICE-CHANCELLOR

SUB-SCHEDULE 4B - FIXED ASSETS (XII PLAN)

2020-21

(Amount in Rs.)

DESCRIPTION Name of Fund	2020-21				DEPRECIATION					
	Cost / valuation as at beginning of the year	Additions during the year	Deductions during the year	Cost/Valuation at the year end	As at the beginning of the year	Additions During the year	Deductions during the year	Total up to the year	As at the current year end (31.03.2021)	As at the previous year end (31.03.2020)
	1	2	3	4=(1+2-3)	5	6	7	8=(5+6-7)	9=(4-8)	10
I. Land :										
a) Freehold	0.00	0.00	0.00	0.00	0.00	0.00	0.00	0.00	0.00	0.00
b) Leasehold	0.00	0.00	0.00	0.00	0.00	0.00	0.00	0.00	0.00	0.00
II. Buildings :										
a) On Freehold Land(including semi - permanent/ Civil works)	6,03,72,887.00	0.00	0.00	6,03,72,887.00	63,58,436.00	12,07,458.00	0.00	75,65,894.00	5,28,06,993.00	5,40,14,451.00
b) On Leasehold Land	0.00	0.00	0.00	0.00	0.00	0.00	0.00	0.00	0.00	0.00
c) Ownership Flats/ Premises	0.00	0.00	0.00	0.00	0.00	0.00	0.00	0.00	0.00	0.00
d) Superstructures on Land not belonging to educational institutions	0.00	0.00	0.00	0.00	0.00	0.00	0.00	0.00	0.00	0.00
III. Plants, machinery & equipment	0.00	0.00	0.00	0.00	0.00	0.00	0.00	0.00	0.00	0.00
IV. Vehicle	11,18,188.00	0.00	0.00	11,18,188.00	7,49,647.00	1,11,819.00	0.00	8,61,466.00	2,56,722.00	3,68,541.00
V. Furniture & Fixtures.	1,68,99,371.00	0.00	0.00	1,68,99,371.00	76,55,482.00	12,67,453.00	0.00	89,22,935.00	79,76,436.00	92,43,889.00
VI. Office Equipment/Equipment XII Plan/Audio Visual	1,53,49,985.00	0.00	0.00	1,53,49,985.00	58,97,422.00	11,51,249.00	0.00	70,48,671.00	83,01,314.00	94,52,563.00
VII. Computer/ Peripherals-XII Plan & B.Voc	1,75,91,482.00	0.00	0.00	1,75,91,482.00	1,75,91,481.00	0.00	0.00	1,75,91,481.00	1.00	1.00
VIII. Electrical Installations & Fittings	79,87,917.00	0.00	0.00	79,87,917.00	24,54,892.00	3,99,396.00	0.00	28,54,288.00	51,33,629.00	55,33,025.00
IX. Library Books & Journal	1,40,20,728.00	0.00	0.00	1,40,20,728.00	69,83,407.00	14,03,255.00	0.00	83,86,662.00	56,34,066.00	70,37,321.00
X. Tube wells & water harvesting	8,01,481.00	0.00	0.00	8,01,481.00	1,92,719.00	16,030.00	0.00	2,08,749.00	5,92,732.00	6,08,762.00
XI. Other fixed assets										
1. Campus Development	6,74,89,584.00	0.00	0.00	6,74,89,584.00	4,03,53,634.00	67,48,958.00	0.00	4,71,02,592.00	2,03,86,992.00	2,71,35,950.00
2. Merged Scheme Equipment	2,43,092.00	0.00	0.00	2,43,092.00	1,30,638.00	18,232.00	0.00	1,48,870.00	94,222.00	1,12,454.00
3. Networking/WIFI MHRD (Including AUDC)	6,93,68,933.00	0.00	0.00	6,93,68,933.00	2,46,19,207.00	69,36,893.00	0.00	3,15,56,100.00	3,78,12,833.00	4,47,49,726.00
4. Computer Centre	5,66,934.00	0.00	0.00	5,66,934.00	4,17,612.00	56,693.00	0.00	4,74,305.00	92,629.00	1,49,322.00
5. Lab & Scientific Equipment	81,16,658.64	0.00	0.00	81,16,658.64	39,07,493.00	6,49,333.00	0.00	45,56,826.00	35,59,832.64	42,09,165.64
6. Merged Scheme Assets/Community Colle.	25,12,740.00	0.00	0.00	25,12,740.00	12,84,807.00	2,51,274.00	0.00	15,36,081.00	9,76,659.00	12,27,933.00
7. Other Infrastructure/Civil works/semi permanent	19,18,311.00	0.00	0.00	19,18,311.00	9,93,191.00	1,91,831.00	0.00	11,85,022.00	7,33,289.00	9,25,120.00
8. Sports Goods / Amenities/Facility/Com.Centre	10,12,396.00	0.00	0.00	10,12,396.00	4,66,628.00	1,01,240.00	0.00	5,67,868.00	4,44,528.00	5,45,768.00
A. TOTAL of CURRENT YEAR	28,53,70,687.64	0.00	0.00	28,53,70,687.64	12,00,56,696.00	2,05,11,114.00	0.00	14,05,67,810.00	14,48,02,877.64	16,53,13,991.64
XII: Capital Work- In - Progress	13,97,60,508.00	2,33,52,142.00		16,31,12,650.00	0.00	0.00		0.00	16,31,12,650.00	13,97,60,508.00
B. NET WORK - IN - PROGRESS	0.00	0.00	0.00	0.00	0.00	0.00	0.00	0.00	0.00	0.00
C. Intangible assets	0.00	0.00	0.00	0.00	0.00	0.00	0.00	0.00	0.00	0.00
i. Software	87,74,635.00	0.00	0.00	87,74,635.00	87,74,634.00	0.00	0.00	87,74,634.00	1.00	1.00
TOTAL (A+ B+C)	43,39,05,830.64	2,33,52,142.00	0.00	45,72,57,972.64	12,88,31,330.00	2,05,11,114.00	0.00	14,93,42,444.00	30,79,15,528.64	30,50,74,500.64



FINANCE OFFICER



VICE-CHANCELLOR

SUB-SCHEDULE 4C - FIXED ASSETS (NON PLAN)

2020-21

DESCRIPTION		(Amount in Rs.)								
Name of Fund	Cost / valuation as at beginning of the year	Additions during the year	Deductions during the year	Cost/Valuation at the year end	As at the beginning of the year	DEPRECIATION			As at the current year end (31.03.2021)	As at the previous year end (31.03.2020)
	1	2	3	4=(1+2-3)	5	Additions During the year	Deductions during the year	Total up to the year end	9=(4-8)	10
I. Land :										
a) Freehold	1.00	0.00	0.00	1.00	0.00	0.00	0.00	0.00	1.00	1.00
b) Leasehold	0.00	0.00	0.00	0.00	0.00	0.00	0.00	0.00	0.00	0.00
II. Buildings :										
a) On Freehold Land - Semi Permanent	0.00	0.00	0.00	0.00	0.00	0.00	0.00	0.00	0.00	0.00
a) On Freehold Land - Other	3,47,49,803.00	0.00	0.00	3,47,49,803.00	2,78,41,667.00	6,94,996.00	0.00	2,85,36,663.00	62,13,140.00	69,08,136.00
b) On Leasehold Land	0.00	0.00	0.00	0.00	0.00	0.00	0.00	0.00	0.00	0.00
c) Ownership Flats/ Premises	0.00	0.00	0.00	0.00	0.00	0.00	0.00	0.00	0.00	0.00
d) Superstructures on Land not belonging to educational institutions	0.00	0.00	0.00	0.00	0.00	0.00	0.00	0.00	0.00	0.00
III. Plants, machinery & equipment	25,85,249.00	0.00	0.00	25,85,249.00	25,85,248.00	0.00	0.00	25,85,248.00	1.00	1.00
IV. Vehicle	26,27,495.00	0.00	0.00	26,27,495.00	26,27,494.00	0.00	0.00	26,27,494.00	1.00	1.00
V. Furniture & Fixtures	1,30,42,234.00	0.00	0.00	1,30,42,234.00	1,30,42,233.00	0.00	0.00	1,30,42,233.00	1.00	1.00
VI. Office Equipment	25,07,615.79	0.00	0.00	25,07,615.79	25,07,614.79	0.00	0.00	25,07,614.79	1.00	1.00
VII. Computer/ Peripherals/MBA Comp.	1,04,27,850.00	0.00	0.00	1,04,27,850.00	1,04,27,849.00	0.00	0.00	1,04,27,849.00	1.00	1.00
VIII. Electric Installations/MBA Electrical	4,10,386.00	0.00	0.00	4,10,386.00	2,11,902.00	20,519.00	0.00	2,32,421.00	1,77,965.00	1,98,484.00
IX. Library Books	2,58,66,764.95	0.00	0.00	2,58,66,764.95	2,58,66,763.95	0.00	0.00	2,58,66,763.95	1.00	1.00
X. Tube wells & water supply	2,98,930.00	0.00	0.00	2,98,930.00	83,888.00	5,979.00	0.00	89,867.00	2,09,063.00	2,15,042.00
XI. Other fixed assets										
1. Roads & Bridges	1.00	0.00	0.00	1.00	0.00	0.00	0.00	0.00	1.00	1.00
2. Laboratory Appatus & Scientific Equipment	1,31,20,001.00	0.00	0.00	1,31,20,001.00	1,31,20,000.00	0.00	0.00	1,31,20,000.00	1.00	1.00
3. Audio visual Equipment	24,61,694.00	0.00	0.00	24,61,694.00	24,61,693.00	0.00	0.00	24,61,693.00	1.00	1.00
4. Equipments MBA	51,95,622.00	0.00	0.00	51,95,622.00	36,47,906.00	3,89,672.00	0.00	40,37,578.00	11,58,044.00	15,47,716.00
A. TOTAL of CURRENT YEAR	11,32,93,646.74	0.00	0.00	11,32,93,646.74	10,44,24,258.74	11,11,166.00	0.00	10,55,35,424.74	77,58,222.00	88,69,388.00
XII. Capital Work- In - Progress	0.00	0.00	0.00	0.00	0.00	0.00	0.00	0.00	0.00	0.00
B. NET WORK - IN - PROGRESS	0.00	0.00	0.00	0.00	0.00	0.00	0.00	0.00	0.00	0.00
C. Intangible assets	0.00	0.00	0.00	0.00	0.00	0.00	0.00	0.00	0.00	0.00
GROSS BLOCK	0.00	0.00	0.00	0.00	0.00	0.00	0.00	0.00	0.00	0.00
TOTAL (A+ B+C)	11,32,93,646.74	0.00	0.00	11,32,93,646.74	10,44,24,258.74	11,11,166.00	0.00	10,55,35,424.74	77,58,222.00	88,69,388.00



FINANCE OFFICER



VICE-CHANCELLOR

SUB-SCHEDULE 4D - FIXED ASSETS (MOBILISED RESOURCE FUND)

2020-21

(Amount in Rs.)

DESCRIPTION Name of Fund	DEPRECIATION									
	Cost / valuation as at beginning of the year	Additions during the year	Deductions during the year	Cost/Valuation at the year end	As at the beginning of the year	Additions During the year	Deductions during the year	Total up to the year end	As at the current year end (31.03.2021)	As at the previous year end (31.03.2020)
	1	2	3	4=(1+2-3)	5	6	7	8=(5+6-7)	9=(4-8)	10
I. Land :										
a) Freehold	0.00	0.00	0.00	0.00	0.00	0.00	0.00	0.00	0.00	0.00
b) Leasehold	0.00	0.00	0.00	0.00	0.00	0.00	0.00	0.00	0.00	0.00
II. Buildings :										
a) On Freehold Land (Semi Permanent)	60,79,157.00	0.00	0.00	60,79,157.00	46,71,560.00	1,21,583.00	0.00	47,93,143.00	12,86,014.00	14,07,597.00
b) On Leasehold Land	0.00	0.00	0.00	0.00	0.00	0.00	0.00	0.00	0.00	0.00
c) Ownership Flats/ Premises	0.00	0.00	0.00	0.00	0.00	0.00	0.00	0.00	0.00	0.00
d) Superstructures on Land not belonging to educational institutions	0.00	0.00	0.00	0.00	0.00	0.00	0.00	0.00	0.00	0.00
III. Plants, machinery & equipment	0.00	0.00	0.00	0.00	0.00	0.00	0.00	0.00	0.00	0.00
IV. Vehicle	0.00	0.00	0.00	0.00	0.00	0.00	0.00	0.00	0.00	0.00
V. Furniture & Fixtures.	66,87,561.00	0.00	0.00	66,87,561.00	46,60,800.00	5,01,567.00	0.00	51,62,367.00	15,25,194.00	20,26,761.00
VI. Office Equipment	81,78,740.00	0.00	0.00	81,78,740.00	30,44,498.00	6,13,406.00	0.00	36,57,904.00	45,20,836.00	51,34,242.00
VII. Computer/ Peripherals	15,26,224.00	51,585.00	0.00	15,77,809.00	9,70,078.00	3,15,562.00	0.00	12,85,640.00	2,92,169.00	5,56,146.00
VIII. Electric Installations	22,48,454.00	0.00	0.00	22,48,454.00	8,42,789.00	1,12,423.00	0.00	9,55,212.00	12,93,242.00	14,05,665.00
IX. Library Books	21,194.00	0.00	0.00	21,194.00	10,231.00	2,119.00	0.00	12,350.00	8,844.00	10,963.00
X. Tube wells & water supply	4,82,407.00	0.00	0.00	4,82,407.00	1,70,528.00	9,648.00	0.00	1,80,176.00	3,02,231.00	3,11,879.00
XI. Campus Development	8,85,737.00	0.00	0.00	8,85,737.00	3,13,338.00	88,574.00	0.00	4,01,912.00	4,83,825.00	5,72,399.00
XI. Other fixed assets										
A. TOTAL of CURRENT YEAR	2,61,09,474.00	51,585.00	0.00	2,61,61,059.00	1,46,83,822.00	17,64,882.00	0.00	1,64,48,704.00	97,12,355.00	1,14,25,652.00
XII. Capital Work- In - Progress	0.00	0.00	0.00	0.00	0.00	0.00	0.00	0.00	0.00	0.00
B. NET WORK - IN - PROGRESS	0.00	0.00	0.00	0.00	0.00	0.00	0.00	0.00	0.00	0.00
C. Intangible assets	5,38,248.00	0.00	0.00	5,38,248.00	4,37,678.00	1,00,569.00	0.00	5,38,247.00	1.00	1,00,570.00
GROSS BLOCK	0.00	0.00	0.00	0.00	0.00	0.00	0.00	0.00	0.00	0.00
TOTAL (A+ B+C)	2,66,47,722.00	51,585.00	0.00	2,66,99,307.00	1,51,21,500.00	18,65,451.00	0.00	1,69,86,951.00	97,12,356.00	1,15,26,222.00


FINANCE OFFICER


VICE-CHANCELLOR

SUB-SCHEDULE 4E- FIXED ASSETS (SPONSORD PROJECT)

2020-21

(Amount in Rs.)

DESCRIPTION Name of Fund					DEPRECIATION					
	Cost / valuation as at beginning of the year	Additions during the year	Deductions during the year	Cost/Valuation at the year end	As at the beginning of the year	Additions During the year	Deductions during the year	Total up to the year end	As at the current year end (31.03.2021)	As at the previous year end (31.03.2020)
	1	2	3	4=(1+2-3)	5	6	7	8=(5+6-7)	9=(4-8)	10
I. Land :										
a) Freehold	0.00	0.00	0.00	0.00	0.00	0.00	0.00	0.00	0.00	0.00
b) Leasehold	0.00	0.00	0.00	0.00	0.00	0.00	0.00	0.00	0.00	0.00
II. Buildings :										
a) On Freehold Land	0.00	0.00	0.00	0.00	0.00	0.00	0.00	0.00	0.00	0.00
b) On Leasehold Land	0.00	0.00	0.00	0.00	0.00	0.00	0.00	0.00	0.00	0.00
c) Ownership Flats/ Premises	0.00	0.00	0.00	0.00	0.00	0.00	0.00	0.00	0.00	0.00
d) Superstructures on Land not belonging to educational institutions	0.00	0.00	0.00	0.00	0.00	0.00	0.00	0.00	0.00	0.00
III. Plants, machinery & equipment	29,38,287.00	0.00	0.00	29,38,287.00	25,71,047.00	1,46,914.00	0.00	27,17,961.00	2,20,326.00	3,67,240.00
IV. Vehicle	0.00	0.00	0.00	0.00	0.00	0.00	0.00	0.00	0.00	0.00
V. Furniture & Fixtures.	1,32,326.00	0.00	0.00	1,32,326.00	1,32,325.00	0.00	0.00	1,32,325.00	1.00	1.00
VI. Office Equipment	0.00	0.00	0.00	0.00	0.00	0.00	0.00	0.00	0.00	0.00
VII. Computer/ Peripherals	49,990.00	0.00	0.00	49,990.00	49,989.00	0.00	0.00	49,989.00	1.00	1.00
VIII. Electric Installations	0.00	0.00	0.00	0.00	0.00	0.00	0.00	0.00	0.00	0.00
IX. Library Books	99,986.00	0.00	0.00	99,986.00	49,995.00	9,999.00	0.00	59,994.00	39,992.00	49,991.00
X. Tube wells & water supply	0.00	0.00	0.00	0.00	0.00	0.00	0.00	0.00	0.00	0.00
XI. Other fixed assets										
I. Books & Journals	8,55,687.00	0.00	0.00	8,55,687.00	8,55,686.00	0.00	0.00	8,55,686.00	1.00	1.00
A. TOTAL of CURRENT YEAR	40,76,276.00	0.00	0.00	40,76,276.00	36,59,042.00	1,56,913.00	0.00	38,15,955.00	2,60,321.00	4,17,234.00
XII. Capital Work- In - Progress	0.00	0.00	0.00	0.00	0.00	0.00	0.00	0.00	0.00	0.00
B. NET WORK - IN - PROGRESS	0.00	0.00	0.00	0.00	0.00	0.00	0.00	0.00	0.00	0.00
C. Intangible assets	0.00	0.00	0.00	0.00	0.00	0.00	0.00	0.00	0.00	0.00
GROSS BLOCK	0.00	0.00	0.00	0.00	0.00	0.00	0.00	0.00	0.00	0.00
TOTAL (A+ B+C)	40,76,276.00	0.00	0.00	40,76,276.00	36,59,042.00	1,56,913.00	0.00	38,15,955.00	2,60,321.00	4,17,234.00


FINANCE OFFICER


VICE-CHANCELLOR

SUB-SCHEDULE 4F - FIXED ASSETS (DIPHU CAMPUS)

2020-21

(Amount in Rs.)

DESCRIPTION Name of Fund					DEPRECIATION				As at the current year end (31.03.2021) 9=(4-8)	As at the previous year end (31.03.2020) 10
	Cost / valuation as at beginning of the year	Additions during the year	Deductions during the year	Cost/Valuation at the year end	As at the beginning of the year	Additions During the year	Deductions during the year	Total up to the year end		
	1	2	3	4=(1+2-3)	5	6	7	8=(5+6-7)		
I. Land :										
a) Freehold	0.00	0.00	0.00	0.00	0.00	0.00	0.00	0.00	0.00	0.00
b) Leasehold	0.00	0.00	0.00	0.00	0.00	0.00	0.00	0.00	0.00	0.00
II. Buildings :										
a) On Freehold Land	6,91,80,301.00	0.00	0.00	6,91,80,301.00	84,19,869.00	13,83,606.00	0.00	98,03,475.00	5,93,76,826.00	6,07,60,432.00
b) On Leasehold Land	0.00	0.00	0.00	0.00	0.00	0.00	0.00	0.00	0.00	0.00
c) Ownership Flats/ Premises	0.00	0.00	0.00	0.00	0.00	0.00	0.00	0.00	0.00	0.00
d) Superstructures on Land not belonging to educational institutions	0.00	0.00	0.00	0.00	0.00	0.00	0.00	0.00	0.00	0.00
III. Plants, machinery & equipment	0.00	0.00	0.00	0.00	0.00	0.00	0.00	0.00	0.00	0.00
IV. Vehicle	27,51,269.00	0.00	0.00	27,51,269.00	26,72,009.00	79,259.00	0.00	27,51,268.00	1.00	79,260.00
V. Furniture & Fixtures.	88,66,330.00	0.00	0.00	88,66,330.00	60,16,915.00	6,64,975.00	0.00	66,81,890.00	21,84,440.00	28,49,415.00
VI. Office Equipment	69,03,873.00	0.00	0.00	69,03,873.00	39,28,820.00	5,17,790.00	0.00	44,46,610.00	24,57,263.00	29,75,053.00
VII. Computer/ Peripherals	54,39,209.00	0.00	0.00	54,39,209.00	54,39,208.00	0.00	0.00	54,39,208.00	1.00	1.00
VIII. Electric Installations	8,54,337.00	0.00	0.00	8,54,337.00	4,76,367.00	42,717.00	0.00	5,19,084.00	3,35,253.00	3,77,970.00
IX. Library Books	1,30,43,518.00	0.00	0.00	1,30,43,518.00	1,27,70,883.00	2,72,634.00	0.00	1,30,43,517.00	1.00	2,72,635.00
X. Tube wells & water supply	0.00	0.00	0.00	0.00	0.00	0.00	0.00	0.00	0.00	0.00
XI. Other fixed assets										
equipment	78,41,404.00	0.00	0.00	78,41,404.00	55,45,610.00	6,27,312.00	0.00	61,72,922.00	16,68,482.00	22,95,794.00
2. Sports goods.	46,755.00	0.00	0.00	46,755.00	46,754.00	0.00	0.00	46,754.00	1.00	1.00
3. Campus Development	8,68,489.00	0.00	0.00	8,68,489.00	6,90,985.00	86,849.00	0.00	7,77,834.00	90,655.00	1,77,504.00
A. TOTAL of CURRENT YEAR	11,57,95,485.00	0.00	0.00	11,57,95,485.00	4,60,07,420.00	36,75,142.00	0.00	4,96,82,562.00	6,61,12,923.00	6,97,88,065.00
XII. Capital Work- In - Progress	0.00	0.00	0.00	0.00	0.00	0.00	0.00	0.00	0.00	0.00
B. NET WORK - IN - PROGRESS	0.00	0.00	0.00	0.00	0.00	0.00	0.00	0.00	0.00	0.00
C. Intangible assets	0.00	0.00	0.00	0.00	0.00	0.00	0.00	0.00	0.00	0.00
GROSS BLOCK	0.00	0.00	0.00	0.00	0.00	0.00	0.00	0.00	0.00	0.00
TOTAL (A+ B+C)	11,57,95,485.00	0.00	0.00	11,57,95,485.00	4,60,07,420.00	36,75,142.00	0.00	4,96,82,562.00	6,61,12,923.00	6,97,88,065.00


FINANCE OFFICER


VICE-CHANCELLOR

SUB-SCHEDULE 4G - FIXED ASSETS (SCHOOL OF TECHNOLOGY)

2020-21

(Amount in Rs.)

DESCRIPTION Name of Fund	Cost / valuation as at beginning of the year 1	Additions during the year 2	Deductions during the year 3	Cost/Valuation at the year end 4=(1+2-3)	DEPRECIATION				As at the current year end (31.03.2021) 9=(4-8)	As at the previous year end (31.03.2020) 10
					As at the beginning of the year 5	Additions During the year 6	Deductions during the year 7	Total up to the year end 8=(5+6-7)		
I. Land :										
a) Freehold	0.00	0.00	0.00	0.00	0.00	0.00	0.00	0.00	0.00	0.00
b) Leasehold	0.00	0.00	0.00	0.00	0.00	0.00	0.00	0.00	0.00	0.00
II. Buildings :										
a) On Freehold Land	27,42,04,476.00	0.00	0.00	27,42,04,476.00	3,31,60,897.00	54,84,090.00	0.00	3,86,44,987.00	23,55,59,489.00	24,10,43,579.00
b) On Leasehold Land	0.00	0.00	0.00	0.00	0.00	0.00	0.00	0.00	0.00	0.00
c) Ownership Flats/ Premises	0.00	0.00	0.00	0.00	0.00	0.00	0.00	0.00	0.00	0.00
d) Superstructures on Land not belonging to educational institutions	0.00	0.00	0.00	0.00	0.00	0.00	0.00	0.00	0.00	0.00
III. Plants, machinery & equipment	0.00	0.00	0.00	0.00	0.00	0.00	0.00	0.00	0.00	0.00
IV. Vehicle	0.00	0.00	0.00	0.00	0.00	0.00	0.00	0.00	0.00	0.00
V. Furniture & Fixtures.	1,15,00,950.00	0.00	0.00	1,15,00,950.00	71,10,830.00	8,62,571.00	0.00	79,73,401.00	35,27,549.00	43,90,120.00
VI. Office Equipment	0.00	0.00	0.00	0.00	0.00	0.00	0.00	0.00	0.00	0.00
VII. Computer/ Peripherals	4,67,001.00	0.00	0.00	4,67,001.00	4,67,000.00	0.00	0.00	4,67,000.00	1.00	1.00
VIII. Electric Installations	33,089.00	0.00	0.00	33,089.00	21,574.00	1,654.00	0.00	23,228.00	9,861.00	11,515.00
IX. Library Books	21,53,353.00	0.00	0.00	21,53,353.00	16,45,582.00	2,15,335.00	0.00	18,60,917.00	2,92,436.00	5,07,771.00
X. Tube wells & water supply	0.00	0.00	0.00	0.00	0.00	0.00	0.00	0.00	0.00	0.00
XI. Other fixed assets										
equipment	1,62,70,554.00	0.00	0.00	1,62,70,554.00	1,07,04,996.00	13,01,644.00	0.00	1,20,06,640.00	42,63,914.00	55,65,558.00
2. Campus Development	1,21,70,178.00	0.00	0.00	1,21,70,178.00	91,27,790.00	12,17,018.00	0.00	1,03,44,808.00	18,25,370.00	30,42,388.00
A. TOTAL of CURRENT YEAR	31,67,99,601.00	0.00	0.00	31,67,99,601.00	6,22,38,669.00	90,82,312.00	0.00	7,13,20,981.00	24,54,78,620.00	25,45,60,932.00
XII. Capital Work- In - Progress	0.00	0.00	0.00	0.00	0.00	0.00	0.00	0.00	0.00	0.00
B. NET WORK - IN - PROGRESS	0.00	0.00	0.00	0.00	0.00	0.00	0.00	0.00	0.00	0.00
C. Intangible assets	0.00	0.00	0.00	0.00	0.00	0.00	0.00	0.00	0.00	0.00
GROSS BLOCK	0.00	0.00	0.00	0.00	0.00	0.00	0.00	0.00	0.00	0.00
TOTAL (A+ B+C)	31,67,99,601.00	0.00	0.00	31,67,99,601.00	6,22,38,669.00	90,82,312.00	0.00	7,13,20,981.00	24,54,78,620.00	25,45,60,932.00


FINANCE OFFICER


VICE-CHANCELLOR

SUB-SCHEDULE 4H - FIXED ASSETS (OBC)

(Amount in Rs.)

DESCRIPTION Name of Fund					DEPRECIATION				As at the current year end (31.03.2021)	As at the previous year end (31.03.2020)
	Cost / valuation as at beginning of the year	Additions during the year	Deductions during the year	Cost/Valuation at the year end	As at the beginning of the year	Additions During the year	Deductions during the year	Total up to the year end		
	1	2	3	4=(1+2-3)	5	6	7	8=(5+6-7)		
I. Land :										
a) Freehold	0.00	0.00	0.00	0.00	0.00	0.00	0.00	0.00	0.00	0.00
b) Leasehold	0.00	0.00	0.00	0.00	0.00	0.00	0.00	0.00	0.00	0.00
II. Buildings :										
a) On Freehold Land	39,98,63,784.00	0.00	0.00	39,98,63,784.00	6,97,43,115.00	79,97,276.00	0.00	7,77,40,391.00	32,21,23,393.00	33,01,20,669.00
b) On Leasehold Land	0.00	0.00	0.00	0.00	0.00	0.00	0.00	0.00	0.00	0.00
c) Ownership Flats/ Premises	0.00	0.00	0.00	0.00	0.00	0.00	0.00	0.00	0.00	0.00
d) Superstructures on Land not belonging to educational institutions	0.00	0.00	0.00	0.00	0.00	0.00	0.00	0.00	0.00	0.00
III. Plants, machinery & equipment	0.00	0.00	0.00	0.00	0.00	0.00	0.00	0.00	0.00	0.00
IV. Vehicle	0.00	0.00	0.00	0.00	0.00	0.00	0.00	0.00	0.00	0.00
V. Furniture & Fixtures.	2,58,60,193.00	0.00	0.00	2,58,60,193.00	1,84,65,553.00	19,39,514.00	0.00	2,04,05,067.00	54,55,126.00	73,94,640.00
VI. Office Equipment	0.00	0.00	0.00	0.00	0.00	0.00	0.00	0.00	0.00	0.00
VII. Computer/ Peripherals	88,27,798.00	0.00	0.00	88,27,798.00	88,27,797.00	0.00	0.00	88,27,797.00	1.00	1.00
VIII. Electric Installations	1,30,851.00	0.00	0.00	1,30,851.00	55,642.00	6,543.00	0.00	62,185.00	68,666.00	75,209.00
IX. Library Books	2,47,56,435.00	0.00	0.00	2,47,56,435.00	2,39,62,495.00	7,93,939.00	0.00	2,47,56,434.00	1.00	7,93,940.00
X. Tube wells & water supply	0.00	0.00	0.00	0.00	0.00	0.00	0.00	0.00	0.00	0.00
XI. Other fixed assets										
1. Equipment	4,90,40,476.00	0.00	0.00	4,90,40,476.00	3,49,65,265.00	36,78,036.00	0.00	3,86,43,301.00	1,03,97,175.00	1,40,75,211.00
2. Campus Development	2,37,73,864.00	0.00	0.00	2,37,73,864.00	1,74,09,949.00	23,77,386.00	0.00	1,97,87,335.00	39,86,529.00	63,63,915.00
A. TOTAL of CURRENT YEAR	53,22,53,401.00	0.00	0.00	53,22,53,401.00	17,34,29,816.00	1,67,92,694.00	0.00	19,02,22,510.00	34,20,30,891.00	35,88,23,585.00
XII. Capital Work- In - Progress	0.00	0.00	0.00	0.00	0.00	0.00	0.00	0.00	0.00	0.00
B. NET WORK - IN - PROGRESS	0.00	0.00	0.00	0.00	0.00	0.00	0.00	0.00	0.00	0.00
C. Intangible assets	1,27,74,387.00	0.00	0.00	1,27,74,387.00	1,27,74,386.00	0.00	0.00	1,27,74,386.00	1.00	1.00
GROSS BLOCK	0.00	0.00	0.00	0.00	0.00	0.00	0.00	0.00	0.00	0.00
TOTAL (A+ B+C)	54,50,27,788.00	0.00	0.00	54,50,27,788.00	18,62,04,202.00	1,67,92,694.00	0.00	20,29,96,896.00	34,20,30,892.00	35,88,23,586.00


FINANCE OFFICER


VICE-CHANCELLOR

SUB-SCHEDULE 41 - FIXED ASSETS (NLCPR)

(Amount in Rs.)

DESCRIPTION					DEPRECIATION					
	Cost / valuation as at beginning of the year	Additions during the year	Deductions during the year	Cost/Valuation at the year end	As at the beginning of the year	Additions During the year	Deductions during the year	Total up to the year end	As at the current year end (31.03.2021)	As at the previous year end (31.03.2020)
Name of Fund	1	2	3	4=(1+2-3)	5	6	7	8=(5+6-7)	9=(4-8)	10
I. Land :										
a) Freehold	0.00	0.00	0.00	0.00	0.00	0.00	0.00	0.00	0.00	0.00
b) Leasehold	0.00	0.00	0.00	0.00	0.00	0.00	0.00	0.00	0.00	0.00
II. Buildings :										
a) On Freehold Land (including AUDC)	6,97,64,017.00	0.00	0.00	6,97,64,017.00	26,46,518.00	13,95,280.00	0.00	40,41,798.00	6,57,22,219.00	6,71,17,499.00
b) On Leasehold Land	0.00	0.00	0.00	0.00	0.00	0.00	0.00	0.00	0.00	0.00
c) Ownership Flats/ Premises	0.00	0.00	0.00	0.00	0.00	0.00	0.00	0.00	0.00	0.00
d) Superstructures on Land not belonging to educational institutions	0.00	0.00	0.00	0.00	0.00	0.00	0.00	0.00	0.00	0.00
III. Plants, machinery & equipment	0.00	0.00	0.00	0.00	0.00	0.00	0.00	0.00	0.00	0.00
IV. Vehicle	0.00	0.00	0.00	0.00	0.00	0.00	0.00	0.00	0.00	0.00
V. Furniture & Fixtures.	2,10,629.00	0.00	0.00	2,10,629.00	2,10,628.00	0.00	0.00	2,10,628.00	1.00	1.00
VI. Office Equipment	0.00	0.00	0.00	0.00	0.00	0.00	0.00	0.00	0.00	0.00
VII. Computer/ Peripherals	0.00	0.00	0.00	0.00	0.00	0.00	0.00	0.00	0.00	0.00
VIII. Electric Installations	4,84,314.00	0.00	0.00	4,84,314.00	2,95,353.00	24,216.00	0.00	3,19,569.00	1,64,745.00	1,88,961.00
IX. Library Books	0.00	0.00	0.00	0.00	0.00	0.00	0.00	0.00	0.00	0.00
X. Tube wells & water supply	14,31,619.00	0.00	0.00	14,31,619.00	28,632.00	28,632.00	0.00	57,264.00	13,74,355.00	14,02,987.00
XI. Other fixed assets										
1. Campus Development	65,87,724.00	0.00	0.00	65,87,724.00	39,79,344.00	6,58,772.00	0.00	46,38,116.00	19,49,608.00	26,08,380.00
A. TOTAL of CURRENT YEAR	7,84,78,303.00	0.00	0.00	7,84,78,303.00	71,60,475.00	21,06,900.00	0.00	92,67,375.00	6,92,10,928.00	7,13,17,828.00
XII. Capital Work- In - Progress	0.00	0.00	0.00	0.00	0.00	0.00	0.00	0.00	0.00	0.00
B. NET WORK - IN - PROGRESS	0.00	0.00	0.00	0.00	0.00	0.00	0.00	0.00	0.00	0.00
C. Intangible assets	0.00	0.00	0.00	0.00	0.00	0.00	0.00	0.00	0.00	0.00
GROSS BLOCK	0.00	0.00	0.00	0.00	0.00	0.00	0.00	0.00	0.00	0.00
TOTAL (A+ B+C)	7,84,78,303.00	0.00	0.00	7,84,78,303.00	71,60,475.00	21,06,900.00	0.00	92,67,375.00	6,92,10,928.00	7,13,17,828.00


FINANCE OFFICER


VICE-CHANCELLOR

SUB-SCHEDULE 4J - FIXED ASSETS (COURSE FEE FUND)

(Amount in Rs.)

DESCRIPTION Name of Fund					DEPRECIATION				As at the current year end (31.03.2021)	As at the previous year end (31.03.2020)
	Cost / valuation as at beginning of the year	Additions during the year	Deductions during the year	Cost/Valuation at the year end	As at the beginning of the year	Additions During the year	Deductions during the year	Total up to the year end		
	1	2	3	4=(1+2-3)	5	6	7	8=(5+6-7)		
I. Land :										
a) Freehold	0.00	0.00	0.00	0.00	0.00	0.00	0.00	0.00	0.00	0.00
b) Leasehold	0.00	0.00	0.00	0.00	0.00	0.00	0.00	0.00	0.00	0.00
II. Buildings :										
a) On Freehold Land	1,33,394.00	0.00	0.00	1,33,394.00	13,340.00	2,668.00	0.00	16,008.00	1,17,386.00	1,20,054.00
b) On Leasehold Land	0.00	0.00	0.00	0.00	0.00	0.00	0.00	0.00	0.00	0.00
c) Ownership Flats/ Premises	0.00	0.00	0.00	0.00	0.00	0.00	0.00	0.00	0.00	0.00
d) Superstructures on Land not belonging to educational institutions	0.00	0.00	0.00	0.00	0.00	0.00	0.00	0.00	0.00	0.00
III. Plants, machinery & equipment	0.00	0.00	0.00	0.00	0.00	0.00	0.00	0.00	0.00	0.00
IV. Vehicle	0.00	0.00	0.00	0.00	0.00	0.00	0.00	0.00	0.00	0.00
V. Furniture & Fixtures.	63,21,516.00	14,97,068.00	0.00	78,18,584.00	14,18,952.00	5,86,394.00	0.00	20,05,346.00	58,13,238.00	49,02,564.00
VI. Office Equipment	28,53,472.00	1,66,332.00	0.00	30,19,804.00	9,09,405.00	2,26,485.00	0.00	11,35,890.00	18,83,914.00	19,44,067.00
VII. Computer/ Peripherals	50,54,842.00	45,60,920.00	0.00	96,15,762.00	25,77,053.00	19,23,152.00	0.00	45,00,205.00	51,15,557.00	24,77,789.00
VIII. Electric Installations	14,09,413.00	5,07,720.00	0.00	19,17,133.00	2,76,544.00	95,857.00	0.00	3,72,401.00	15,44,732.00	11,32,869.00
IX. Library Books	1,59,654.00	30,010.00	0.00	1,89,664.00	62,084.00	18,966.00	0.00	81,050.00	1,08,614.00	97,570.00
X. Tube wells & water supply	0.00	0.00	0.00	0.00	0.00	0.00	0.00	0.00	0.00	0.00
XI. Other fixed assets										
equipment	36,26,366.00	0.00	0.00	36,26,366.00	14,63,919.00	2,90,110.00	0.00	17,54,029.00	18,72,337.00	21,62,447.00
A. TOTAL of CURRENT YEAR	1,95,58,657.00	67,62,050.00	0.00	2,63,20,707.00	67,21,297.00	31,43,632.00	0.00	98,64,929.00	1,64,55,778.00	1,28,37,360.00
XII. Capital Work- In - Progress	0.00	0.00	0.00	0.00	0.00	0.00	0.00	0.00	0.00	0.00
B. NET WORK - IN - PROGRESS	0.00	0.00	0.00	0.00	0.00	0.00	0.00	0.00	0.00	0.00
C. Intangible assets	8,65,636.00	0.00	0.00	8,65,636.00	5,11,635.00	2,36,000.00	0.00	7,47,635.00	1,18,001.00	3,54,001.00
GROSS BLOCK	0.00	0.00	0.00	0.00	0.00	0.00	0.00	0.00	0.00	0.00
TOTAL (A+ B+C)	2,04,24,293.00	67,62,050.00	0.00	2,71,86,343.00	72,32,932.00	33,79,632.00	0.00	1,06,12,564.00	1,65,73,779.00	1,31,91,361.00



FINANCE OFFICER



VICE-CHANCELLOR

SUB-SCHEDULE 4K - FIXED ASSETS (TEQIP)

2020-21

(Amount in Rs.)

DESCRIPTION Name of Fund					DEPRECIATION					
	Cost / valuation as at beginning of the year 1	Additions during the year 2	Deductions during the year 3	Cost/Valuation at the year end 4=(1+2-3)	As at the beginning of the year 5	Additions During the year 6	Deductions during the year 7	Total up to the year end 8=(5+6-7)	As at the current year end (31.03.2021) 9=(4-8)	As at the previous year end (31.03.2020) 10
I. Land :										
a) Freehold	0.00	0.00	0.00	0.00	0.00	0.00	0.00	0.00	0.00	0.00
b) Leasehold	0.00	0.00	0.00	0.00	0.00	0.00	0.00	0.00	0.00	0.00
II. Buildings :										
a) On Freehold Land	0.00	0.00	0.00	0.00	0.00	0.00	0.00	0.00	0.00	0.00
b) On Leasehold Land	0.00	0.00	0.00	0.00	0.00	0.00	0.00	0.00	0.00	0.00
c) Ownership Flats/ Premises	0.00	0.00	0.00	0.00	0.00	0.00	0.00	0.00	0.00	0.00
d) Superstructures on Land not belonging to educational institutions	0.00	0.00	0.00	0.00	0.00	0.00	0.00	0.00	0.00	0.00
III. Plants, machinery & equipment	0.00	0.00	0.00	0.00	0.00	0.00	0.00	0.00	0.00	0.00
IV. Vehicle	0.00	0.00	0.00	0.00	0.00	0.00	0.00	0.00	0.00	0.00
V. Furniture & Fixtures.	0.00	0.00	0.00	0.00	0.00	0.00	0.00	0.00	0.00	0.00
VI. Office Equipment	3,84,45,134.00	0.00	0.00	3,84,45,134.00	6,22,798.00	0.00	0.00	6,22,798.00	3,78,22,336.00	3,78,22,336.00
VII. Computer/ Peripherals	1,07,44,490.00	0.00	0.00	1,07,44,490.00	2,17,668.00	0.00	0.00	2,17,668.00	1,05,26,822.00	1,05,26,822.00
VIII. Electric Installations	0.00	0.00	0.00	0.00	0.00	0.00	0.00	0.00	0.00	0.00
IX. Library Books	3,97,775.00	0.00	0.00	3,97,775.00	8,058.00	0.00	0.00	8,058.00	3,89,717.00	3,89,717.00
X. Other Asset-TEQIP(SOT)	86,88,907.00	0.00	0.00	86,88,907.00	0.00	0.00	0.00	0.00	86,88,907.00	86,88,907.00
A. TOTAL of CURRENT YEAR	5,82,76,306.00	0.00	0.00	5,82,76,306.00	8,48,524.00	0.00	0.00	8,48,524.00	5,74,27,782.00	5,74,27,782.00
XII. Capital Work- In - Progress	0.00	0.00	0.00	0.00	0.00	0.00	0.00	0.00	0.00	0.00
B. NET WORK - IN - PROGRESS	0.00	0.00	0.00	0.00	0.00	0.00	0.00	0.00	0.00	0.00
C. Intangible assets	35,41,887.00	0.00	0.00	35,41,887.00	71,754.00	0.00	0.00	71,754.00	34,70,133.00	34,70,133.00
GROSS BLOCK	0.00	0.00	0.00	0.00	0.00	0.00	0.00	0.00	0.00	0.00
TOTAL (A+ B+C)	6,18,18,193.00	0.00	0.00	6,18,18,193.00	9,20,278.00	0.00	0.00	9,20,278.00	6,08,97,915.00	6,08,97,915.00

Notes: As per Audit observation depreciation has not been provided on TEQIP Assets.


FINANCE OFFICER


VICE-CHANCELLOR

SUB-SCHEDULE 4L - FIXED ASSETS-OTHERS(Hostel/School Dev./Deptt. Dev. Fund)

(Amount in Rs.)

DESCRIPTION	DEPRECIATION									
	Cost / valuation as at beginning of the year	Additions during the year	Deductions during the year	Cost/Valuation at the year end	As at the beginning of the year	Additions During the year	Deductions during the year	Total up to the year end	As at the current year end (31.03.2021)	As at the previous year end (31.03.2020)
	1	2	3	4=(1+2-3)	5	6	7	8=(5+6-7)	9=(4-8)	10
I. Land :										
a) Freehold	0.00	0.00	0.00	0.00	0.00	0.00	0.00	0.00	0.00	0.00
b) Leasehold	0.00	0.00	0.00	0.00	0.00	0.00	0.00	0.00	0.00	0.00
II. Buildings :										
a) On Freehold Land SIPDA & PMMMNTT	26,83,170.00	5,26,34,148.00	23,05,797.00	5,30,11,521.00	1,07,328.00	10,60,230.00	0.00	11,67,558.00	5,18,43,963.00	25,75,842.00
b) On Leasehold Land	0.00	0.00	0.00	0.00	0.00	0.00	0.00	0.00	0.00	0.00
c) Ownership Flats/ Premises	0.00	0.00	0.00	0.00	0.00	0.00	0.00	0.00	0.00	0.00
d) Superstructures on Land not belonging to educational institutions	0.00	0.00	0.00	0.00	0.00	0.00	0.00	0.00	0.00	0.00
III. Plants, machinery & equipment-DDF&SDF	0.00	4,15,578.00	0.00	4,15,578.00	0.00	20,779.00	0.00	20,779.00	3,94,799.00	0.00
IV. Vehicle	0.00	0.00	0.00	0.00	0.00	0.00	0.00	0.00	0.00	0.00
V. Furniture & Fixtures-Deptt. /Hostel/School	19,91,693.00	4,91,244.00	0.00	24,82,937.00	3,97,147.98	1,86,220.00	0.00	5,83,367.98	18,99,569.03	15,94,545.03
VI. Office Equipment	0.00	0.00	0.00	0.00	0.00	0.00	0.00	0.00	0.00	0.00
VII. Computer/ Peripherals Deptt. Dev. Fund	5,01,113.00	13,36,720.00	0.00	18,37,833.00	2,42,155.60	3,67,567.00	0.00	6,09,722.60	12,28,110.40	2,58,957.40
VIII. Electric Installations-Hostel/ DD Fund	4,90,752.00	5,07,972.00	0.00	9,98,724.00	75,008.60	49,936.00	0.00	1,24,944.60	8,73,779.40	4,15,743.40
IX. Library Books	0.00	0.00	0.00	0.00	0.00	0.00	0.00	0.00	0.00	0.00
X. Tube wells & water supply	0.00	0.00	0.00	0.00	0.00	0.00	0.00	0.00	0.00	0.00
XI. Other fixed assets	1,85,324.00	3,35,170.00	0.00	5,20,494.00	31,524.40	52,049.00	0.00	83,573.40	4,36,920.60	1,53,799.60
1. Networking-Hostel	4,76,876.00	0.00	0.00	4,76,876.00	1,90,751.60	47,688.00	0.00	2,38,439.60	2,38,436.40	2,86,124.40
A. TOTAL of CURRENT YEAR	63,28,928.00	5,57,20,832.00	23,05,797.00	5,97,43,963.00	10,43,916.18	17,84,469.00	0.00	28,28,385.18	5,69,15,577.83	52,85,011.83
XII. Capital Work- In - Progress	3,51,47,728.00	0.00	3,51,47,728.00	0.00	0.00	0.00	0.00	0.00	0.00	3,51,47,728.00
B. NET WORK - IN - PROGRESS	0.00	0.00	0.00	0.00	0.00	0.00	0.00	0.00	0.00	0.00
C. Intangible assets	0.00	0.00	0.00	0.00	0.00	0.00	0.00	0.00	0.00	0.00
GROSS BLOCK	0.00	0.00	0.00	0.00	0.00	0.00	0.00	0.00	0.00	0.00
TOTAL (A+ B+C)	4,14,76,656.00	5,57,20,832.00	3,74,53,525.00	5,97,43,963.00	10,43,916.18	17,84,469.00	0.00	28,28,385.18	5,69,15,577.83	4,04,32,739.83


FINANCE OFFICER


VICE-CHANCELLOR

SUB-SCHEDULE 4M - FIXED ASSETS - Grant-in-Aid (Capital Assets-35)

2020-21

(Amount in Rs.)

DESCRIPTION Name of Fund					DEPRECIATION					
	Cost / valuation as at beginning of the year 1	Additions during the year 2	Deductions during the year 3	Cost/Valuation at the year end 4=(1+2-3)	As at the beginning of the year 5	Additions During the year 6	Deductions during the year 7	Total up to the year end 8=(5+6-7)	As at the current year end (31.03.2021) 9=(4-8)	As at the previous year end (31.03.2020) 10
I. Land :										
a) Freehold	0.00	0.00	0.00	0.00	0.00	0.00	0.00	0.00	0.00	0.00
b) Leasehold	0.00	0.00	0.00	0.00	0.00	0.00	0.00	0.00	0.00	0.00
II. Buildings :										
a) On Freehold Land - Semi Permanent /Sheds/Toilet-SBA	77,31,957.00	10,39,189.00	1,26,934.00	86,44,212.00	2,14,666.14	1,72,884.00	0.00	3,87,550.14	82,56,661.86	75,17,290.86
a) On Freehold Land - Other(Renovation of builing)	1,40,000.00	45,46,587.00	0.00	46,86,587.00	2,800.00	93,732.00	0.00	96,532.00	45,90,055.00	1,37,200.00
b) On freehold Land(Canteen)	18,13,367.00	0.00	0.00	18,13,367.00	36,267.34	36,267.00	0.00	72,534.34	17,40,832.66	17,77,099.66
c) Ownership Flats/ Premises	0.00	0.00	0.00	0.00	0.00	0.00	0.00	0.00	0.00	0.00
d) Superstructures on Land not belonging to educational institutions	0.00	0.00	0.00	0.00	0.00	0.00	0.00	0.00	0.00	0.00
III. Plants, machinery & equipment	0.00	0.00	0.00	0.00	0.00	0.00	0.00	0.00	0.00	0.00
IV. Vehicle	0.00	0.00	0.00	0.00	0.00	0.00	0.00	0.00	0.00	0.00
V. Furniture & Fixtures	1,13,52,983.30	1,27,93,817.00	3,826.00	2,41,42,974.30	16,63,291.75	18,10,723.00	0.00	34,74,014.75	2,06,68,959.55	96,89,691.55
VI. Office Equipment	45,69,127.97	30,08,045.00	0.00	75,77,172.97	7,05,478.60	5,68,288.00	0.00	12,73,766.60	63,03,406.37	38,63,649.37
VII. Computer / Peripherals/MBA Comp.	1,05,69,196.00	99,02,209.00	1,590.00	2,04,69,815.00	41,84,253.20	40,93,963.00	0.00	82,78,216.20	1,21,91,598.80	63,84,942.80
VIII. Electric Installations/MBA Electrical	37,12,488.00	23,69,887.00	0.00	60,82,375.00	4,69,427.40	3,04,119.00	0.00	7,73,546.40	53,08,828.60	32,43,060.60
IX. Library Books	1,80,52,882.00	2,66,31,885.38	3,000.00	4,46,81,767.38	44,62,756.20	44,68,177.00	0.00	89,30,933.20	3,57,50,834.18	1,35,90,125.80
X. Sports Infrastructure-CA-35	4,07,950.00	12,43,757.00	0.00	16,51,707.00	1,22,385.00	1,65,171.00	0.00	2,87,556.00	13,64,151.00	2,85,565.00
XI. Tube Wells & Water Supply	20,19,955.00	0.00	0.00	20,19,955.00	47,903.10	40,399.00	0.00	88,302.10	19,31,652.90	19,72,051.90
XI. Other fixed assets										
1. Campus Development / Roads & Bridges	1,72,26,195.00	2,23,07,956.00	9,796.00	3,95,24,355.00	42,93,132.50	39,52,436.00	0.00	82,45,568.50	3,12,78,786.50	1,29,33,062.50
2. Laboratory Appatus & Scientific Equipment	59,72,236.52	60,53,385.00	0.00	1,20,25,621.52	11,33,474.92	9,62,050.00	0.00	20,95,524.92	99,30,096.60	48,38,761.60
3. Audio visual Equipment	1,48,680.00	16,37,844.00	0.00	17,86,524.00	33,453.00	1,33,989.00	0.00	1,67,442.00	16,19,082.00	1,15,227.00
4. Equipments (including Networking & ICT)	80,14,332.00	1,46,47,330.76	0.00	2,26,61,662.76	10,01,721.90	16,99,625.00	0.00	27,01,346.90	1,99,60,315.86	70,12,610.10
A. TOTAL of CURRENT YEAR	9,17,31,349.79	10,61,81,892.14	1,45,146.00	19,77,68,095.93	1,83,71,011.05	1,85,01,823.00	0.00	3,68,72,834.05	16,08,95,261.88	7,33,60,338.74
XII. Capital Work- In - Progress	7,20,11,542.00	0.00	0.00	7,20,11,542.00	0.00	0.00	0.00	0.00	7,20,11,542.00	7,20,11,542.00
B. NET WORK - IN - PROGRESS	0.00	0.00	0.00	0.00	0.00	0.00	0.00	0.00	0.00	0.00
C. Intangible assets	2,81,489.00	31,92,882.00	0.00	34,74,371.00	2,81,488.00	13,89,748.00	0.00	16,71,236.00	18,03,135.00	1.00
GROSS BLOCK	0.00	0.00	0.00	0.00	0.00	0.00	0.00	0.00	0.00	0.00
TOTAL (A + B+C)	16,40,24,380.79	10,93,74,774.14	1,45,146.00	27,32,54,008.93	1,86,52,499.05	1,98,91,571.00	0.00	3,85,44,070.05	23,47,09,938.88	14,53,71,881.74


FINANCE OFFICER


VICE-CHANCELLOR

ASSAM UNIVERSITY, SILCHAR

2020-21

SCHEDULE 5: INVESTMENTS FROM EARMARKED/ ENDOWMENT FUNDS

(Amount in Rs.)

Term Deposits with Bank	Long Term Investments	Short Term Investments	Current Year	Previous Year
1	2	3	2+3=4	5
1) Mobilised Resource Fund: Sub-schedule 5A	0.00	85,24,878.00	85,24,878.00	79,76,851.00
2) House Building Advance Fund: Sub-schedule 5B	0.00	56,95,217.00	56,95,217.00	55,30,407.00
3) University Development Fund: Sub-schedule 5C	0.00	1,98,95,260.00	1,98,95,260.00	1,86,22,849.00
4) Endowment Fund: Sub-schedule 5D	15,80,351.61	0.00	15,80,351.61	10,80,351.61
TOTAL	15,80,351.61	3,41,15,355.00	3,56,95,706.61	3,32,10,458.61


FINANCE OFFICER


VICE-CHANCELLOR

SUB SCHEDULE 5A: MOBILISED RESOURCE FUND INVESTMENT

(Amount in Rs.)

Sl. No.	TDR Instrument No.	Name of the Bank/ Br.	Date of Investment	Rate of Investment	Date of Maturity	Amount
SHORT TERM INVESTMENT						
1	336398	Bank of Baroda, Silchar	11/5/2020	5.70	11/5/2021	42,54,093.00
2	336399	Bank of Baroda, Silchar	11/5/2020	5.70	11/5/2021	42,54,094.00
3	045024	Bank of Baroda, Silchar	27/05/2020	5.55	27/5/2021	15,693.00
4	045135	Bank of Baroda, Silchar	7/7/2020	5.10	7/7/2021	998.00
TOTAL						85,24,878.00

SUB SCHEDULE 5B: HOUSE BUILDING FUND INVESTMENT

(Amount in Rs.)

Sl. No.	TDR Instrument No.	Name of the Bank/ Br.	Date of Investment	Rate of Investment	Date of Maturity	Amount
SHORT TERM INVESTMENT						
1	917207	UCO Bank, AUS	13/06/2020	5.50	13/6/2021	56,95,217.00
TOTAL						56,95,217.00

SUB SCHEDULE 5C: UNIVERSITY DEVELOPMENT FUND

(Amount in Rs.)

Sl. No.	TDR Instrument No.	Name of the Bank/ Br.	Date of Investment	Rate of Investment	Date of Maturity	Amount
SHORT TERM INVESTMENT						
1	336400	Bank of Baroda, Silchar	11/5/2020	5.70	11/5/2021	42,54,093.00
2	336401	Bank of Baroda, Silchar	11/5/2020	5.70	11/5/2021	42,54,094.00
3	336402	Bank of Baroda, Silchar	11/5/2020	5.70	11/5/2021	42,54,093.00
4	917201	UCO Bank, AUS	10/6/2020	5.50	10/6/2021	71,32,980.00
TOTAL						1,98,95,260.00


FINANCE OFFICER


VICE-CHANCELLOR

ASSAM UNIVERSITY, SILCHAR

2020-21

SUB SCHEDULE 5D: ENDOWMENT FUND INVESTMENT

(Amount in Rs.)

SL.No	Name of the Endowment Fund	TDR Instrument No.	Name of the Bank/Br.	Date of Investment	Rate of Interest%	Date of Maturity	Amount
LONG TERM INVESTMENT							
1	A C Das Memorial Endow. Fund	690323	SBI, NIT Branch	17.04.2019	7.30	17.04.2022	10,000.00
2	Aparna Roy Memorial Endow.Fund	690314	SBI, NIT Branch	16.04.2019	6.80	16.04.2022	10,000.00
3	Bipin Chandra Pal Memorial Endow. Fund	718885	UCO Bank, AU Branch	28.03.2015	8.75	11.09.2022	11,078.77
4	B K Gupta Memorial Research schlp. Fund	690327	SBI, NIT Branch	17.04.2019	6.80	17.04.2022	2,00,000.00
5	Debabrata Roy Memorial Endow. Fund	878866	UCO Bank, AU Branch	01.07.2020	5.45	01.07.2025	10,000.00
6	D L Das Memorial Endow. Fund	878804	UCO Bank, AU Branch	18.06.2020	5.45	18.06.2025	10,000.00
7	D L Roy Memorial Endow. Fund	878867	UCO Bank, AU Branch	01.07.2020	5.45	01.07.2025	10,000.00
8	Dr. B Bhattacharjee Memorial Endow. Fund	997910	UCO Bank, AU Branch	03.11.2020	4.85	03.11.2025	19,102.00
9	Dr. S Ranganathan Memorial Endow. Fund	690315	SBI, NIT Branch	16.04.2019	6.80	16.04.2022	10,000.00
10	G C Roy Memorial Endow. Fund	690318	SBI, NIT Branch	16.04.2019	6.80	16.04.2022	10,000.00
11	G K Roy Memorial Endow. Fund	690324	SBI, NIT Branch	17.04.2019	6.80	17.04.2022	10,000.00
12	Hrishikesh Saha Memorial Endow. Fund	690251	SBI, NIT Branch	28.04.2017	6.50	28.02.2022	12,000.00
13	Kironbala Bhattacharjee Memorial Endow. Fund	690317	SBI, NIT Branch	16.04.2019	6.80	16.04.2022	10,000.00
14	K P Sengupta Memorial Endow. Fund	690321	SBI, NIT Branch	17.04.2019	7.30	17.04.2022	10,000.00
15	Muktashree Memorial Endow. Fund	690325	SBI, NIT Branch	17.04.2019	7.30	17.04.2022	10,000.00
16	N C M S Memorial Endow. Fund**	246474	Vijaya Bank, Silchar	31.05.2020	5.50	31.05.2021	10,000.00
17	N B Digendra Kumar Dey Smriti Puraskar Account	204783	UCO Bank, AU Branch	11.07.2017	6.30	11.07.2022	9,500.00
18	Nilima Sarma Memorial Endow. Fund	690322	SBI, NIT Branch	17.04.2019	7.30	17.04.2022	10,000.00
19	N S Mate Memorial Endow. Fund	690319	SBI, NIT Branch	17.04.2019	6.80	17.04.2022	14,500.00
20	O Meena Devi Memorial Endow. Fund	690328	SBI, NIT Branch	17.04.2019	6.80	17.04.2022	10,000.00
21	P M Goswami Memorial Endow. Fund	878803	UCO Bank, AU Branch	19.06.2020	5.45	19.06.2025	10,000.00
22	R K Saha Memorial Endow. Fund	690329	SBI, NIT Branch	17.04.2019	6.80	17.04.2022	12,000.00
23	Sabitri Bhattacharjee Memorial Endow. Fund	690326	SBI, NIT Branch	17.04.2019	7.30	17.04.2022	10,000.00
Total carried forward							4,38,180.77

(Amount in Rs.)

SL.No	Name of the Endowment Fund	TDR Instrument No.	Name of the Bank/Br.	Date of Investment	Rate of Interest%	Date of Maturity	Amount
Brought forward							4,38,180.77
24	Shanti Devi Memorial Endow. Fund	997909	UCO Bank, AU Branch	03.11.2020	4.85	03.11.2025	10,054.00
25	Sociological Research Award Endow. Fund	878887	UCO Bank, AU Branch	06.07.2020	5.45	06.07.2025	20,000.00
26	T S Brahmachari Memorial Endow. Fund	690316	SBI, NIT Branch	16.04.2019	6.80	16.04.2022	10,000.00
27	U S Dutta Memorial Award Account	204784	UCO Bank, AU Branch	11.07.2017	6.30	11.07.2022	9,500.00
28	Ushabati Sengupta Memorial Endow. Fund	690320	SBI, NIT Branch	17.04.2019	7.30	17.04.2022	10,000.00
29	Rita Kar Memorial Scholarship Fund	205100	UCO Bank, AU Branch	02.04.2018	6.25	02.04.2023	50,000.00
30	Murshedul Alom Mem. Endw Fund	205015	UCO Bank, AU Branch	25.11.2016	6.75	25.11.2021	20,000.00
31	Ajmal Foundation Prize for BA-LLB (Hons)	814156	UCO Bank, AU Branch	02.02.2017	6.75	02.02.2022	50,000.00
32	Ajmal Foundation Prize for B.Tech (IT)	814155	UCO Bank, AU Branch	02.02.2017	6.75	02.02.2022	50,000.00
33	Ananya Paul Memorial End. Award	917622	UCO Bank, AU Branch	24.05.2019	6.50	24.05.2021	20,789.26
34	Lal Behari Goala Mem. End. Fund	917623	UCO Bank, AU Branch	24.05.2019	6.50	24.05.2021	10,571.41
35	Lalit Sethi Mem. End. Fund	205898	UCO Bank, AU Branch	28.03.2015	8.75	11.09.2022	10,270.89
36	Laxminia Goala Mem. Endw. Fund	205896	UCO Bank, AU Branch	28.03.2015	8.75	11.09.2022	10,270.89
37	Haji Azmal Ali Mem. Endw. Award	206213	UCO Bank, AU Branch	28.03.2015	8.75	11.09.2022	25,221.75
38	Maryam Azmal Mem. Endw. Award	206214	UCO Bank, AU Branch	28.03.2015	8.75	11.09.2022	25,221.75
39	Surajbhan Khandelwal Mem. Endw. Fund	205895	UCO Bank, AU Branch	28.03.2015	8.75	11.09.2022	10,270.89
40	Mukundadas Memorial Endowment Fund	046580	UCO Bank, AU Branch	12.11.2019	6.30	12.11.2022	1,00,000.00
41	Subinoy Chandra Dutta Roy Memorial Endowment Gold Medal	917100	UCO Bank, AU Branch	03.12.2019	6.25	03.12.2024	1,00,000.00
42	Ayiriddhi Bhattacharjee Memorial Endowment Gold Medal	917099	UCO Bank, AU Branch	02.12.2019	6.25	02.12.2024	1,00,000.00
43	Dwarikanath Bhattacharjee Endowment Fund	427098	UCO Bank, AU Branch	01.03.2021	5.05	01.03.2026	1,00,000.00
44	Haripada Chakraborty Memorial Endowment Fund	427097	UCO Bank, AU Branch	01.03.2021	5.05	01.03.2026	1,00,000.00
45	Mahendra Priyabala Memorial Gold Medal Award	427094	UCO Bank, AU Branch	01.03.2021	5.05	01.03.2026	1,00,000.00
46	Kshitish Chandra Das Memorial Endowment Fund	427095	UCO Bank, AU Branch	01.03.2021	5.05	01.03.2026	1,00,000.00
47	Birendra Sodashibala Memorial Gold Medal Award	427096	UCO Bank, AU Branch	01.03.2021	5.05	01.03.2026	1,00,000.00
Total							15,80,351.61



FINANCE OFFICER




VICE-CHANCELLOR

ASSAM UNIVERSITY, SILCHAR
2020-21

SCHEDULE 6 : INVESTMENTS OTHERS

(Rs. in Lakhs)

Term Deposits with Bank	Long Term Investment	Short Term Investment	Current Year	Previous Year
1	2	3	(2+3)=4	5
1) Plan fund : Sub Schedule - 6A	0.00	12,32,92,667.00	12,32,92,667.00	11,80,54,485.00
2) XII Plan Fund: Sub Schedule - 6B	0.00	6,26,93,257.00	6,26,93,257.00	11,27,66,706.00
3) Non-plan Fund: Sub Schedule - 6C	6,56,28,494.00	13,57,81,056.00	20,14,09,550.00	17,90,43,496.00
4) Hostel Fund: Sub Schedule - 6D	0.00	1,94,77,225.00	1,94,77,225.00	1,81,41,424.00
5) Diphu Campus Fund: Sub Schedule - 6E	2,17,76,254.00	1,07,45,505.00	3,25,21,759.00	2,91,89,542.00
6) NLCPR Fund: Sub Schedule - 6F	2,01,90,264.00	71,19,020.00	2,73,09,284.00	3,08,10,803.00
7) Caution Money Fund: Sub Schedule - 6G	16,35,087.69	0.00	16,35,087.69	16,35,087.69
8) PMMMNMTT Fund: Sub Schedule - 6H	0.00	1,11,96,336.00	1,11,96,336.00	1,05,28,251.00
9) OBC Grant: Sub Schedule - 6I	0.00	70,41,400.00	70,41,400.00	67,42,281.00
10) Sponsored Projects: Sub Schedule - 6J	0.00	1,18,45,358.00	1,18,45,358.00	1,13,58,922.00
TOTAL	10,92,30,099.69	38,91,91,824.00	49,84,21,923.69	51,82,70,997.69



FINANCE OFFICER



VICE-CHANCELLOR

ASSAM UNIVERSITY, SILCHAR

SUB SCHEDULE 6A: PLAN FUND

Sl. No.	TDR Instrument No.	Name of the Bank/ Br.	Date of Investment	Rate of Investment	Date of Maturity	(Amount in Rs.) Amount
SHORT TERM INVESTMENT						
1	37372819206	SBI	3/2/2021	3.90	2/4/2021	1,06,84,365.00
2	37372819705	SBI	3/2/2021	3.90	3/4/2021	23,74,303.00
3	37372819965	SBI	3/2/2021	3.90	3/4/2021	1,06,84,365.00
4	814595	UCO Bank, AUS	11/3/2021	3.70	7/9/2021	82,53,313.00
5	814596	UCO Bank, AUS	11/3/2021	3.70	7/9/2021	93,88,533.00
6	814597	UCO Bank, AUS	11/3/2021	3.70	17/09/2021	82,53,313.00
7	814598	UCO Bank, AUS	11/3/2021	3.70	7/9/2021	93,88,533.00
8	814599	UCO Bank, AUS	11/3/2021	3.70	7/9/2021	82,53,313.00
9	814600	UCO Bank, AUS	11/3/2021	3.70	7/9/2021	93,88,533.00
10	814601	UCO Bank, AUS	11/3/2021	3.70	7/9/2021	82,53,313.00
11	814602	UCO Bank, AUS	11/3/2021	3.70	7/9/2021	93,88,533.00
12	814603	UCO Bank, AUS	11/3/2021	3.70	7/9/2021	82,53,313.00
13	814604	UCO Bank, AUS	11/3/2021	3.70	7/9/2021	93,88,533.00
14	814605	UCO Bank, AUS	11/3/2021	3.70	7/9/2021	82,53,313.00
15	917638	UCO Bank, AUS	15/12/2020	4.70	15/6/2021	82,53,315.00
TOTAL						12,32,92,667.00

SUB SCHEDULE 6B: XII PLAN FUND

Sl. No.	TDR Instrument No.	Name of the Bank/ Br.	Date of Investment	Rate of Investment	Date of Maturity	(Amount in Rs.) Amount
SHORT TERM INVESTMENT						
1	37533793534	SBI, Dorgakona Branch	9/2/2021	5.00	9/2/2022	96,73,849.00
2	37533793668	SBI, Dorgakona Branch	9/2/2021	5.00	9/2/2022	96,73,849.00
3	37533793862	SBI, Dorgakona Branch	9/2/2021	5.00	9/2/2022	96,73,849.00
4	37533794005	SBI, Dorgakona Branch	9/2/2021	5.00	9/2/2022	96,73,849.00
5	37533794129	SBI, Dorgakona Branch	9/2/2021	5.00	9/2/2022	96,73,849.00
6	814588	UCO Bank, AUS	11/3/2021	3.70	7/9/2021	49,35,479.00
7	814589	UCO Bank, AUS	11/3/2021	3.70	7/9/2021	93,88,533.00
TOTAL						6,26,93,257.00

SUB SCHEDULE 6C: NON PLAN FUND

(Amount in Rs.)

Sl. No.	TDR Instrument No.	Name of the Bank/ Br.	Date of Investment	Rate of Investment	Date of Maturity	Amount
LONG TERM INVESTMENT						
1	073682	Allahabad Bank, Silchar	16/07/2019	6.60	16/07/2021	48,43,136.00
2	424118	Allahabad Bank, Silchar	26/12/2020	5.15	27/12/2023	70,04,967.00
3	424119	Allahabad Bank, Silchar	26/12/2020	5.15	27/12/2023	60,67,038.00
4	311000DA00000646	Punjab National Bank	26/04/2020	5.80	11/5/2023	84,89,406.00
5	349982	UCO Bank	26/08/2020	5.00	25/08/2022	11,26,655.00
6	351207	UCO Bank	26/08/2020	5.00	26/08/2022	51,38,362.00
7	942910	UCO Bank	23/01/2014	9.00	23/11/2021	18,00,000.00
8	942662	UCO Bank	17/06/2020	3.25	17/12/2027	2,00,00,650.00
9	942663	UCO Bank	17/06/2020	5.45	17/12/2027	20,00,065.00
10	482098	UCO Bank	19/01/2019	6.30	19/01/2022	10,09,395.00
11	997912	UCO Bank	23/01/2019	6.50	23/01/2022	10,07,409.00
12	690217	SBI, NIT Silchar	21/01/2017	6.50	21/01/2022	71,41,411.00
TOTAL (A)						6,56,28,494.00
SHORT TERM INVESTMENT						
13	878081	UCO Bank, AUS	3/9/2020	5.00	3/9/2021	1,19,68,248.00
14	814541	UCO Bank, AUS	9/12/2020	4.70	8/6/2021	11,95,772.00
15	814556	UCO Bank, AUS	11/3/2021	3.70	7/9/2021	1,05,62,101.00
16	814557	UCO Bank, AUS	11/3/2021	3.70	7/9/2021	1,05,62,101.00
17	814558	UCO Bank, AUS	11/3/2021	3.70	7/9/2021	11,73,567.00
18	814559	UCO Bank, AUS	11/3/2021	3.70	7/9/2021	93,88,533.00
19	814560	UCO Bank, AUS	11/3/2021	3.70	7/9/2021	93,88,533.00
20	814561	UCO Bank, AUS	11/3/2021	3.70	7/9/2021	46,94,267.00
21	814571	UCO Bank, AUS	11/3/2021	3.70	7/9/2021	1,05,62,101.00
22	942204	UCO Bank, AUS	19/11/2020	4.85	19/11/2021	1,00,83,469.00
23	942205	UCO Bank, AUS	19/11/2020	4.85	19/11/2021	1,00,83,469.00
24	942206	UCO Bank, AUS	19/11/2020	4.85	19/11/2021	1,00,83,469.00
25	942207	UCO Bank, AUS	19/11/2020	4.85	19/11/2021	1,00,83,469.00
26	814569	UCO Bank, AUS	11/3/2021	3.70	7/9/2021	44,59,553.00
27	37372818305	SBI	30/3/2021	3.90	15/05/2021	71,64,270.00
28	37372818859	SBI	30/3/2021	3.90	15/5/2021	59,70,225.00
28	37372818611	SBI	30/3/2021	3.90	15/5/2021	59,70,225.00
29	37373635079	SBI	30/3/2021	3.90	15/5/2021	23,87,684.00
TOTAL (B)						13,57,81,056.00
TOTAL (A+B)						20,14,09,550.00

SUB SCHEDULE 6D: Hostel Fund

(Amount in Rs.)

Sl. No.	TDR Instrument No.	Name of the Bank/ Br.	Date of Investment	Rate of Investment	Date of Maturity	Amount
SHORT TERM INVESTMENT						
1	336403	Bank of Baroda, Silchar	11/5/2020	5.70	11/5/2021	42,54,094.00
2	917319	UCO Bank, AUS	24/2/2021	4.90	24/2/2022	41,98,626.00
3	045136	Bank of Baroda, Silchar	7/7/2020	5.10	7/7/2021	713.00
4	045025	Bank of Baroda, Silchar	27/5/2020	5.55	27/5/2021	32,811.00
5	917642	UCO Bank, AUS	26/12/2020	4.70	26/6/2021	86,43,848.00
6	814563	UCO Bank, AUS	11/3/2021	3.70	7/9/2021	23,47,133.00
TOTAL						1,94,77,225.00

SUB SCHEDULE 6E : DIPHU CAMPUS FUND

(Amount in Rs.)

Sl. No.	TDR Instrument No.	Name of the Bank/ Br.	Date of Investment	Rate of Investment	Date of Maturity	Amount
SHORT TERM INVESTMENT						
1	424121	Allahabad Bank, silchar	17/4/2020	5.80	17/4/2021	1,07,45,505.00
TOTAL (A)						1,07,45,505.00
LONG TERM INVESTMENT						
2	696078	Union Bank, Silchar	10/5/2020	5.75	10/5/2022	1,08,88,127.00
3	696080	Union Bank, Silchar	10/5/2020	5.75	10/5/2022	1,08,88,127.00
TOTAL (B)						2,17,76,254.00
TOTAL (A+B)						3,25,21,759.00

SUB SCHEDULE 6 F : NLCPR FUND

(Amount in Rs.)

Sl. No.	TDR Instrument No.	Name of the Bank/ Br.	Date of Investment	Rate of Investment	Date of Maturity	Amount
LONG TERM INVESTMENT						
1	355863	Vijaya Bank, Silchar	26/06/2019	6.70	3/7/2022	1,00,95,132.00
2	355864	Vijaya Bank, Silchar	28/06/2019	6.70	5/7/2022	1,00,95,132.00
TOTAL (A)						2,01,90,264.00
SHORT TERM INVESTMENT						
3	917206	UCO Bank, AUS	13/06/2020	5.50	13/06/2021	71,19,020.00
TOTAL (B)						71,19,020.00
TOTAL (A+B)						2,73,09,284.00

SUB SCHEDULE 6G: CAUTION MONEY FUND

(Amount in Rs.)

Sl. No.	TDR Instrument No.	Name of the Bank/ Br.	Date of Investment	Rate of Investment	Date of Maturity	Amount
LONG TERM INVESTMENT						
1	30203229607	SBI, NIT Silchar	11/7/2019	6.70	11/7/2023	16,11,383.00
2	690186	SBI, NIT Silchar	11/7/2016	7.00	11/7/2021	23,704.69
TOTAL						16,35,087.69

SUB SCHEDULE 6 H: P M M M N M T T

(Amount in Rs.)

Sl. No.	TDR Instrument No.	Name of the Bank/ Br.	Date of Investment	Rate of Investment	Date of Maturity	Amount
SHORT TERM INVESTMENT						
1	917329	UCO Bank,	26/02/2021	4.90	26/02/2022	1,11,96,336.00
TOTAL						1,11,96,336.00

SUB SCHEDULE 6 I: OBC Grant


(Amount in Rs.)

Sl. No.	TDR Instrument No.	Name of the Bank/ Br.	Date of Investment	Rate of Investment	Date of Maturity	Amount
SHORT TERM INVESTMENT						
1	814570	UCO Bank, AUS	11/3/2021	3.70	7/9/2021	70,41,400.00
TOTAL						70,41,400.00

SUB SCHEDULE 6J: Sponsored Project

(Amount in Rs.)

Sl. No.	TDR Instrument No.	Name of the Bank/ Br.	Date of Investment	Rate of Investment	Date of Maturity	Amount
SHORT TERM INVESTMENT						
1	37450647199	SBI	3/2/2021	5.9	3/4/2021	59,22,679.00
2	37450658032	SBI	3/2/2021	3.9	3/4/2021	59,22,679.00
TOTAL						1,18,45,358.00



FINANCE OFFICER



VICE-CHANCELLOR

ASSAM UNIVERSITY, SILCHAR

SCHEDULE 7 - CURRENT ASSETS

	(Amount in Rs.)	
	CURRENT YEAR	PREVIOUS YEAR
1. Stock of Chemicals, Consumables and Stationeries	32,42,333.02	40,02,216.00
2. Cash Balances in Hand (including cheque / drafts and imprest)		
1. Cash in Hand	0.00	0.00
2. Imprest	4,10,344.00	4,57,294.00
3. Bank Balances (to be further cassified as pertaining to earmarked fund or otherwise)		
a) With Scheduled Bank :		
In Savings & Current Accounts (Annexure - A & B)	75,28,57,000.09	76,25,41,101.61
TOTAL	75,65,09,677.11	76,70,00,611.61



FINANCE OFFICER



VICE-CHANCELLOR

7 A) ENDOWMENT FUNDS:

Sl. No.	Account Number	Name of the Accounts	Amount (in Rs.)
1	SB-10521277580	Anil Chandra Das Memorial Endowment Fund	13,281.50
2	SB-10521277591	Aparna Roy Memorial Endowment Fund	2,678.05
3	SB-10521277705	Sabitri Bhattacharjee Memorial Endowment Fund	3,230.19
4	SB-10521277716	B. K. Gupta Memorial Endowment Fund	5,23,760.99
5	SB-10521277841	G.C. Roy Memorial Endowment Fund	7,128.06
6	SB-10521277852	G. K. Roy Memorial Endowment Fund	2,780.44
7	SB-10521277863	Hrishikesh Saha Memorial Endowment Fund	14,420.93
8	SB-10521277910	Kiranbala Bhattacharjee Memorial Endowment Fund	5,581.10
9	SB-10521277921	K. P. Sengupta Memorial Endowment Fund	6,818.11
10	SB-10521277987	Muktashree Memorial Endowment Fund	4,643.98
11	SB-10521277998	N. S. Mate Memorial Endowment Fund	9,494.64
12	SB-10521278006	Nilima Sarma Memorial Endowment Fund	6,889.57
13	SB-10521278095	O. Meena Devi Memorial Endowment Fund	10,485.85
14	SB-10521278200	R. K. Saha Memorial Endowment Fund	6,869.97
15	SB-10521278324	S. Ranganathan Memorial Endowment Fund	15,447.04
16	SB-10521278391	T. S. Brahmachari Memorial Endowment Fund	1,575.26
17	SB-10521278404	Ushabati Sengupta Memorial Endowment Fund	6,399.28
18	SB-20050100000140	B. C. Paul Memorial Endowment Fund	4,684.27
19	SB-20050100000377	P. M. Goswami Memorial Endowment Fund	4,404.00
20	SB-20050100000378	D. L. Das Memorial Endowment Fund	12,922.97
21	SB-20050100000429	B. Bhattacharjee Memorial Endowment Fund	23,217.67
22	SB-20050100000430	Santibala Devi Memorial Endowment Fund	3,361.67
23	SB-20050100000485	Debabrata Roy Memorial Endowment Fund	14,442.00
24	SB-20050100000486	D. L. Roy Memorial Endowment Fund	23,651.00
25	SB-20050100000501	Sociological Research Memorial Endowment Fund	49,605.00
26	SB-20050100000630	U. S. Dutta Memorial Endowment Fund	4,242.40
27	SB-20050100000631	N.B.D.K. Dey Memorial Endowment Fund	5,843.40
28	SB-20050100000777	Assam University Endowment Award Account	2,85,794.20
29	SB-20050100002794	(Ajmal Foundation)-B. Tech Memorial Endowment Fund	71,501.71
30	SB-20050100002795	(Ajmal Foundation)-BA.LLb Memorial Endowment Fund	66,575.71
31	SB-20050110008874	Mukundadas Bhattacharjee Memorial Endowment Fund	35,233.00
32	SB-20050110030387	S C Dutta Roy Mem. End.Memorial Endowment Fund	37,193.12
33	SB-20050110030394	Ayiriddhi Endowment Memorial Endowment Fund	37,213.65
34	SB-4606	N C Malati Shyam Memorial Endowment Fund	11,663.55
TOTAL (A)			13,33,034.28

7 B) OTHERS:

Sl. No.	Account Number	Name of the Accounts	Amount (in Rs.)
1	SB-31949339998	Diphu Project Account	13,129.50
2	SB-0747010201926	UBI-Diphu-Corpus Account	2,27,823.05
3	SB-10521277603	Alumni Association Fund A/c.	37,271.54
4	SB-10521277614	House Building Advance A/c.	42,28,533.48
5	SB-10521277625	NLCPR A/c.	38,10,982.34
6	SB- 10671301044	Reserve Bank Treasury Single Account	0.00
7	SB-20050100000007	Revenue A/c.	5,34,58,144.09
8	SB-20050100000023	Pension Fund A/c.	97,092.75
9	SB-20050100000382	Mobilised Resource Fund A/c.	77,88,735.73
10	SB-20050100000816	Hostel A/c.	90,15,112.75
11	SB-20050100001556	DBA Spl. Fee Account	6,11,292.75
12	SB-20050100001622	AU Exam Remuneration A/c.	14,23,951.21
13	SB-20050100002225	Plan Fund A/c.	9,19,324.29
14	SB-20050100002909	NON-PLAN I Principal A/c.	7,55,914.69
15	SB-20050110006337	OBC A/c.	82,100.11
16	SB-20050110009109	Convocation A/c.	1,39,77,620.23
17	SB-20050110009727	NSCD A/c.	4,414.00
18	Sb-20050110016343	NPC-177 A/c.	8,01,579.00
19	SB-20050110017593	CIDC A/c.	90,859.00
20	SB-20050110020999	NSS A/c.	20,87,722.75
21	SB-20050110023457	FIST-MATHS A/c.	5,02,953.00
22	SB-20050110030691	TSSOT-Corpus Fund A/c.	28,33,927.00
23	SB-20050110030707	TSSOT-Maintenance Fund A/c.	1,12,65,822.00
24	SB-20050110030714	TSSOT-Equip. Replace. Fund A/c.	28,33,927.00
25	SB-20050110030721	TSSOT-Faculty Dev. Fund A/c.	28,33,927.00
26	SB-20050110031537	CDEOL A/c.	82,959.28
27	SB-20050110031568	Admission Fee A/c.	7,77,17,662.03
28	SB-20050110031582	NRB-342 Project A/c.	8,36,153.71
29	SB-20050110032152	Exam. Receipts A/c.	4,94,17,871.49
30	SB-20050110033937	UCO(PMMMMNMTT) A/c.	57,65,724.07
31	SB-20050110035450	AU Project Account-II	71,13,333.24
32	SB-20050110040584	Recurring Grant A/c. (31)	6,61,47,467.58
33	SB-20050110042618	Salary Grant A/c.(36)	23,87,42,345.60
34	SB-20050110045978	ICMR Project A/c.	10,86,685.25
35	SB-293104000016986	IDBI A/c.	1,65,077.00
36	SB-30206139913	Diphu Campus principal A/c.	98,66,632.14
TOTAL (Carried forward)			57,66,44,070.65

Sl. No.	Account Number	Name of the Accounts	Amount (in Rs.)
		TOTAL (Brought forward)	57,66,44,070.65
			35,45,173.69
37	SB-30397033053	Diphu Fee Receipt Alc.	1,04,87,905.22
38	SB-3050101000285	AU Project Alc.(Canara)	11,34,204.00
39	SB-3050101000299	DBT-128 Alc.	71,464.00
40	SB-3050101000747	SOT Alc.	8,47,768.00
41	SB-3050101000849	MED-89	15,64,061.00
42	SB-3050101001067	CIL-NMR Alc.	15,58,018.00
43	SB-31616091592	Project Alc. Diphu	4,78,24,972.50
44	SB-32328739667	AU Internal Receipt Alc.	33,16,137.76
45	SB-32402403712	SBI(DORGAKONA)-Plan XII	17,94,635.94
46	SB-32402406474	SBI(DORG)-AUDC	3,39,204.22
47	SB-34639047816	FISTIPHYSICS-AUDC	76,974.00
48	SB-36703393100	AU EPF Alc.	6,39,96,470.50
49	SB-36898455494	Capital Assets Grant Alc.	1,92,97,335.91
50	SB-37039514226	Students Alc.-AUDC	16,56,317.00
51	SB-38524454981	ICSSR-0877 Alc.	8,57,676.00
52	SB-38625802006	ICSSR-IMPRESS 3615	21,23,047.00
53	SB- 38774265670	DST-SERB	11,54,525.00
54	SB-50041718012	U. N. Brahma Alc.	49,498.00
55	SB-911010002620491	SAP Life Science	49,694.00
56	SB-911010002621782	SAP Fine Arts	3,87,290.00
57	SB-911010002716330	SAP Bengali	10,84,075.05
58	SB-911010002726997	SAP Chemistry	6,41,023.00
59	SB-911010005341681	SAP Ecology	6,02,168.73
60	SB-911010006312648	Biotech Hub	14,816.00
61	SB-911010020675284	Donation Account	81,385.75
62	SB-911010024519045	DBT-3625 Alc.	3,87,422.36
63	SB-911010025264315	SAP Bio-Technology	79,519.48
64	SB-911010039167370	CIL Alc.	66,932.00
65	SB-911010043826711	SAP MATHEMATICS	5,61,872.00
66	SB- 911010056421653	Sap HINDI	31,601.00
67	SB-911010066502739	SAP-Philosophy	86,21,538.56
68	SB-911010067851119	Axis-SOT(TEQIP)	5,75,169.49
69	SB-912010048980749	DSTIFIST-Chemistry	75,15,23,965.81
		TOTAL (B)	75,15,23,965.81
		GRAND TOTAL (A+B)	75,28,57,000.09


FINANCE OFFICER


VICE-CHANCELLOR

SCHEDULE 8 - LOANS, ADVANCES & DEPOSITS

(Amount in Rs.)

	CURRENT YEAR	PREVIOUS YEAR
1. Advances to employees (Non - Interest bearing)		
a) Salary	4,500.00	12,57,300.00
b) Festival	84,800.00	0.00
c) LTC	39,02,408.00	58,73,026.00
d) Medical Advance	34,18,426.00	26,33,060.00
e) Sponsored Projects Advance	69,38,961.00	74,13,334.00
f) Other	1,42,21,032.00	1,77,33,314.00
2. Long term Advances to employees : (Interest bearing)		
a) House Building Advance	56,52,609.00	67,96,596.00
b) Other Advance	1,52,000.00	2,63,116.00
3. Advances and other amounts recoverable in cash or in kind of for value to be received :		
a) On Capital Account (Civil Works)	12,28,89,856.00	9,29,82,061.00
b) To Suppliers of goods and others	3,18,524.00	32,16,280.38
c) Advance for Letter of Credit	0.00	0.00
d) Other advances	2,48,98,351.00	2,58,76,222.00
4. Deposits		
a) Telephone	1,77,100.00	1,77,100.00
b) Electricity	12,67,665.00	12,67,665.00
c)Other Deposits	10,000.00	10,000.00
5. Income Accrued :		
a) On Investments from Earmarked / Endowment Fund	16,48,018.00	18,36,635.00
b) On Investment - Others	55,17,628.05	1,25,99,240.05
c) On Investment of PMMMMNTT	0.00	0.00
d) On House Building advance	70,99,156.00	71,32,626.00
6. Other receivable		
a) Debit balances in Sponsored Projects (Sub Schedule 3A)	24,21,291.10	22,05,637.10
b) Debit balances in Fellowship & Scholarship (Sub Schedule -3B)	5,01,734.00	5,53,769.00
c) Other receivables		
1. HBA fund Recovery (March 2021)	1,12,784.00	1,03,248.00
2. Educational Loan	32,108.00	86,318.00
3. Salary/ Recurring/ Capital Assets Grants Receivable from UGC	10,63,50,889.40	32,32,21,000.00
4. Grants Receivable from UGC	0.00	10,63,50,889.40
5. Prepaid Expenses	0.00	19,91,160.00
6. Others	38,400.00	38,400.00
7. Deferred Capital Expenditure	24,48,75,683.00	26,82,27,825.00
TOTAL	55,25,33,923.55	88,98,45,821.93


FINANCE OFFICER


VICE-CHANCELLOR

ASSAM UNIVERSITY, SILCHAR

SCHEDULE 9 - ACADEMIC RECEIPTS

(Amount in Rs.)

PARTICULARS	CURRENT YEAR	PREVIOUS YEAR
FEE FROM STUDENTS		
Academic		
1. Tution Fee	36,69,640.00	86,47,200.00
2. Admission Fee	3,35,43,539.34	7,99,08,667.32
3. Enrollment Fee	1,48,880.00	1,33,756.00
4. Library Fee	11,41,112.00	24,20,514.00
5. Laboratory Fee	20,46,400.00	36,83,820.00
6. Registration Fee	77,050.00	65,850.00
Examinations		
1. Annual Examination Fee	6,20,22,696.46	24,37,825.70
Other Fees		
1. Miscelleneous Fee	58,05,020.00	1,20,75,432.50
2. Computer Fee	3,36,550.00	4,42,820.00
Sale of Publications		
1. Sale of Prospectus including admission forms	42,33,427.00	40,24,264.00
Academic Fee - MBA	3,18,376.00	4,50,200.00
TOTAL	11,33,42,690.80	11,42,90,349.52


FINANCE OFFICER


VICE-CHANCELLOR

ASSAM UNIVERSITY, SILCHAR

2020-21

SCHEDULE 10 - GRANTS/ SUBSIDIES

(Amount in Rs.)

PARTICULARS	UGC						TOTAL PLAN	GRANTS-IN-AID	CURRENT YEAR TOTAL
	NLCPR	XII PLAN	PLAN	DIPHU CAMPUS	EWS	TEQIP			
Balance Brought Forward	3,60,04,512.34	18,47,96,815.86	15,00,32,431.10	1,23,55,677.94	1,29,50,000.00	76,45,261.73	40,37,84,698.97	60,24,694.21	40,98,09,393.18
Add : Receipts during the year	0.00	0.00	0.00	0.00	0.00	0.00	0.00	1,28,85,03,933.93	1,28,85,03,933.93
Add : Int. on Inv. Earned during the year	22,17,472.00	40,05,085.00	72,20,382.00	0.00	0.00	0.00	1,34,42,939.00	0.00	1,34,42,939.00
Add : Int. earned on savings during the year	46,386.00	2,39,644.00	26,676.00	0.00	0.00	2,75,338.00	5,88,044.00	0.00	5,88,044.00
Add : Adjustment	0.00	0.00	0.00	0.00	0.00	0.00	0.00	0.00	0.00
TOTAL	3,82,68,370.34	18,90,41,544.86	15,72,79,489.10	1,23,55,677.94	1,29,50,000.00	79,20,599.73	41,78,15,681.97	1,29,45,28,628.14	1,71,23,44,310.11
Less: Utilisation for capital expenditure (A)	0.00	0.00	0.00	0.00	0.00	0.00	0.00	10,92,29,628.14	10,92,29,628.14
Less: Utilisation for capital WIP (A)	0.00	2,33,52,142.00	0.00	0.00	0.00	0.00	2,33,52,142.00	0.00	2,33,52,142.00
Balance	3,82,68,370.34	16,56,89,402.86	15,72,79,489.10	1,23,55,677.94	1,29,50,000.00	79,20,599.73	39,44,63,539.97	1,18,52,99,000.00	1,57,97,62,539.97
Less : Utilisation for revenue expenditure transferred to Income & Expenditure A/c. (B)	0.00	0.00	0.00	0.00	0.00	0.00	0.00	98,32,72,101.00	98,32,72,101.00
Less: Adjustment/ Refund	0.00	0.00	0.00	0.00	0.00	0.00	0.00	20,20,26,899.00	20,20,26,899.00
Balance Carried Forward (C)	3,82,68,370.34	16,56,89,402.86	15,72,79,489.10	1,23,55,677.94	1,29,50,000.00	79,20,599.73	39,44,63,539.97	0.00	39,44,63,539.97

- NOTE :**
- A - Appears as addition to Capital Fund as well as addition to Fixed Assets during the year.
 - B - Appears as income in the Income & Expenditure Account.
 - C - (i) Appears under Current Liabilities in the Balance Sheet and will become the Opening Balance next year.
 - (ii) Represented by Bank Balances, Investments and Advances


FINANCE OFFICER


VICE-CHANCELLOR

ASSAM UNIVERSITY, SILCHAR

SCHEDULE 11 - INCOME FROM INVESTMENTS

(Income on Investment from Earmarked/Endowment Funds transferred to Funds)

(Amount in Rs.)

Income on Investment from Earmarked/Endowment Fund	CURRENT YEAR	PREVIOUS YEAR
1) Interest		
a) On Govt.Securities	0.00	0.00
b) On other Bonds/Debentures/Approved Securities	0.00	0.00
2) Income received		
Donation/Income	2,16,05,151.06	1,52,74,183.00
3) Income accrued		
a) House Building Advance Fund.	5,04,252.00	9,13,894.00
b) Mobilised Resource Fund.	0.00	4,75,827.00
c) University Development Fund	0.00	10,68,803.00
4) Interest on Saving Accounts	5,57,931.00	12,65,887.00
5) Others (specify)		
a) Endowment Fund. (Adjustments - Cancelation of Cheque etc.)	0.00	0.00
b) Mobilised Resource Fund (Overhead charges from Investment of Project Fund)	0.00	32,20,400.57
c) Mobilised Resource Fund/ Other funds (Other Income)	0.00	16,880.00
d) Mobilised Resource Fund/ Other funds (Corpurs Fund Diphu)	3,08,439.50	0.00
e) Mobilised Resource Fund/ Other funds (Interest earned on savings- Sponsored Project)	7,55,561.00	0.00
f) PMMMNMTT Grant Fund (Adjustment for prior periods)	23,05,797.00	0.00
TOTAL :	2,60,37,131.56	2,22,35,874.57
Transferred to Earmarked /Endowment Funds (Schedule - 2)	2,60,37,131.56	2,22,35,874.57
BALANCE	NIL	NIL


FINANCE OFFICER



VICE-CHANCELLOR

ASSAM UNIVERSITY, SILCHAR

SCHEDULE 12: INTEREST EARNED

(Amount in Rs.)

PARTICULARS	CURRENT YEAR	PREVIOUS YEAR
a) Interest Earned on Savings Account	78,96,886.00	83,39,355.00
b) Interest Earned on Term Deposits	1,59,33,571.00	1,56,80,199.00
Total	2,38,30,457.00	2,40,19,554.00



FINANCE OFFICER




VICE-CHANCELLOR

ASSAM UNIVERSITY, SILCHAR

SCHEDULE 13 - OTHER INCOME

(Amount in Rs.)

PARTICULARS	CURRENT YEAR	PREVIOUS YEAR
A. Income from Land & Building		
1. License Fee	7,78,810.00	8,22,180.00
2. Electricity Receipts	9,31,740.00	11,39,764.00
B. Others		
1. RTI Fee	11,000.00	46,340.00
2. Misc. Receipts	5,52,088.04	56,60,129.20
3. Sale of Tender Forms	80,650.00	82,700.00
4. Guest House Receipts	51,300.00	48,900.00
5. Interest Recovery on Advance	0.00	17,100.00
6. Interest Recovery on LTC Advance	22,255.00	2,643.00
7. Transport Receipts	0.00	7,83,300.00
8. Gym. Membership Fee Receipts	0.00	5,700.00
9. Transfer of service benefit from other Institutions	16,88,046.20	21,78,250.00
10. Rent Recovery	71,224.00	63,486.00
11. Security Receipt from IIGM	18,18,015.00	19,73,822.00
TOTAL	60,05,128.24	1,28,24,314.20



FINANCE OFFICER




VICE-CHANCELLOR

ASSAM UNIVERSITY, SILCHAR

SCHEDULE 14: PRIOR PERIOD INCOME

(Amount in Rs.)

PARTICULARS	CURRENT YEAR	PREVIOUS YEAR
a) Adjustments	-5,25,430.00	1,71,945.00
b) Provision for Leave Encashment	0.00	0.00
Total	-5,25,430.00	1,71,945.00



FINANCE OFFICER



VICE-CHANCELLOR

ASSAM UNIVERSITY, SILCHAR

SCHEDULE 15 - STAFF PAYMENTS & BENEFITS

(Amount in Rs.)

PARTICULARS	CURRENT YEAR	PREVIOUS YEAR
	Grant in aid- Salary (36)	Grant in aid- Salary (36)
1. Salaries,Wages & Allowances		
a) Teaching	68,53,52,624.00	69,94,12,307.00
b) Non-teaching	24,79,02,754.00	24,50,78,234.00
2. Ad- Hoc Bonus	0.00	0.00
3. Staff Welfare, Medical Reimbursement etc.	95,07,026.00	1,65,04,401.00
4. Retirement and Terminal Benefits	3,68,24,306.00	2,24,88,561.00
5. LTC Facility	55,54,774.00	56,20,027.00
6. Children Education Allowance	1,16,58,893.00	1,53,38,428.00
7. Leave Encashment	8,08,103.00	9,72,106.00
8. Pension	3,07,29,603.00	3,21,28,265.00
9. Contribution to Provident Fund	6,38,560.00	15,98,751.00
10. Contribution to New Pension Scheme	6,83,77,171.00	7,17,34,608.00
Total	1,09,73,53,814.00	1,11,08,75,688.00


FINANCE OFFICER



VICE-CHANCELLOR

ASSAM UNIVERSITY, SILCHAR

SCHEDULE 16 - ACADEMIC EXPENSES

(Amount in Rs.)

PARTICULARS	CURRENT YEAR			PREVIOUS YEAR		
	Grant in aid- Recurring (31)	EWS	Total	Grant in aid- Recurring (31)	EWS	Total
1 Laboratory Expenses	30,63,942.00	0.00	30,63,942.00	25,748.00	10,00,000.00	10,25,748.00
2 Field Work/ Study Tour Expenses	0.00	0.00	0.00	0.00	0.00	0.00
3 Examination Expenses	1,87,50,114.00	0.00	1,87,50,114.00	4,27,87,643.07	5,00,000.00	4,32,87,643.07
4 Admission Expenses	63,160.00	0.00	63,160.00	2,68,592.00	1,00,000.00	3,68,592.00
5 Travel Grant	60,503.00	0.00	60,503.00	3,09,116.00	0.00	3,09,116.00
6 Publication Expenses	25,515.00	0.00	25,515.00	0.00	0.00	0.00
7 Other Academic Expenses	13,49,503.12	0.00	13,49,503.12	35,627.00	0.00	35,627.00
8 Fellowship to M. Phil/ P hd. Scholars	3,36,60,527.00	0.00	3,36,60,527.00	2,62,78,858.00	0.00	2,62,78,858.00
9 Sports Facility	3,94,970.00	0.00	3,94,970.00	3,01,776.00	0.00	3,01,776.00
10 Students Co-curricular Activities	33,306.00	0.00	33,306.00	1,49,065.00	0.00	1,49,065.00
11 Convocation Expenses	43,85,419.00	0.00	43,85,419.00	1,43,077.00	0.00	1,43,077.00
12 Visiting Prof. / Fellows	0.00	0.00	0.00	8,960.00	0.00	8,960.00
13 Conference/ Seminar/ Workshop Expenses	3,40,911.00	0.00	3,40,911.00	1,29,802.00	0.00	1,29,802.00
14 Career & Counselling Cell Expenses	0.00	0.00	0.00	2,41,668.00	0.00	2,41,668.00
15 Honorarium to Guest Lecturer	1,30,36,100.00	0.00	1,30,36,100.00	0.00	0.00	0.00
16 Kendriya Vidyalaya Expenses	1,09,19,981.00	0.00	1,09,19,981.00	49,91,310.00	0.00	49,91,310.00
Total	8,60,83,951.12	0.00	8,60,83,951.12	7,56,71,242.07	16,00,000.00	7,72,71,242.07



FINANCE OFFICER



VICE-CHANCELLOR

ASSAM UNIVERSITY, SILCHAR

SCHEDULE 17 - ADMINISTRATIVE AND GENERAL EXPENSES

(Amount in Rs.)

Sl. No.	PARTICULARS	CURRENT YEAR			PREVIOUS YEAR			
		Grant in aid-Recurring (31)	EWS	Total	Grant in aid-Recurring (31)	XII Plan	EWS	Total
1	Electricity and Power	1,26,70,323.00	0.00	1,26,70,323.00	1,65,33,214.00	0.00	2,00,000.00	1,67,33,214.00
2	Water Charges	40,10,580.00	0.00	40,10,580.00	34,82,445.00	0.00	3,00,000.00	37,82,445.00
3	Insurance	19,45,530.00	0.00	19,45,530.00	11,82,675.00	0.00	0.00	11,82,675.00
4	Postage & Telegram	1,67,960.00	0.00	1,67,960.00	2,37,323.00	0.00	0.00	2,37,323.00
5	Telephone, Fax & Internet Charges	43,08,918.00	0.00	43,08,918.00	3,53,193.00	0.00	1,00,000.00	4,53,193.00
6	Printing, Stationery & Consumables	8,50,154.98	0.00	8,50,154.98	37,11,287.25	0.00	4,00,000.00	41,11,287.25
7	Security Charges	4,77,18,107.00	0.00	4,77,18,107.00	4,82,34,925.00	0.00	5,00,000.00	4,87,34,925.00
8	Cost of Fuel (Vehicle/ Generator Set)	49,82,960.00	0.00	49,82,960.00	63,93,768.00	0.00	3,50,000.00	67,43,768.00
9	Membership & Contribution to Other Institute	57,820.00	0.00	57,820.00	1,00,000.00	0.00	0.00	1,00,000.00
10	Legal & Professional Charges	3,25,609.00	0.00	3,25,609.00	3,31,058.00	0.00	0.00	3,31,058.00
11	Advertisement and Publicity	4,70,059.00	0.00	4,70,059.00	29,75,007.00	0.00	2,00,000.00	31,75,007.00
12	Newspaper, Magazines & Journals	1,24,448.00	0.00	1,24,448.00	2,34,211.00	0.00	0.00	2,34,211.00
13	Health Centre & Other Welfare	8,50,985.00	0.00	8,50,985.00	5,33,867.00	0.00	0.00	5,33,867.00
14	Bank Charges	10,324.95	0.00	10,324.95	15,477.03	0.00	0.00	15,477.03
15	Meeting Expenses	1,50,335.00	0.00	1,50,335.00	15,11,657.00	0.00	0.00	15,11,657.00
16	Selection Committee Expenses for Recruitment	7,15,541.00	0.00	7,15,541.00	16,49,163.00	0.00	0.00	16,49,163.00
17	Labour charges, Daily Wages & Contract Labour	3,18,91,819.00	0.00	3,18,91,819.00	3,18,03,471.00	0.00	0.00	3,18,03,471.00
18	Other Charges of Admn. Academic departments	14,387.00	0.00	14,387.00	0.00	0.00	0.00	0.00
19	Misc/Other Administrative Expenses	22,27,146.00	0.00	22,27,146.00	21,44,924.00	0.00	4,00,000.00	25,44,924.00
20	House Keeping Charges	2,39,04,742.00	0.00	2,39,04,742.00	1,95,39,153.00	0.00	5,00,000.00	2,00,39,153.00
21	Books & Journals	48,681.00	0.00	48,681.00	0.00	0.00	0.00	0.00
22	Accommodation Charges	1,09,730.00	0.00	1,09,730.00	2,17,952.00	0.00	0.00	2,17,952.00
23	Staff & Student Amenities	10,000.00	0.00	10,000.00	3,43,025.00	0.00	0.00	3,43,025.00
24	TA/DA/Honorarium to Staff & Other	12,42,818.00	0.00	12,42,818.00	60,76,895.00	0.00	0.00	60,76,895.00
25	Laboratory Consumables	0.00	0.00	0.00	0.00	0.00	0.00	0.00
26	B. Voc Expenses-XII Plan	0.00	0.00	0.00	0.00	3,16,000.00	0.00	3,16,000.00
27	Day Care Centre Expenses	0.00	0.00	0.00	0.00	0.00	0.00	0.00
28	Guest House Expenses	0.00	0.00	0.00	4,624.00	0.00	0.00	4,624.00
29	HEFA Loan repayment (University' share)	2,09,93,928.00	0.00	2,09,93,928.00	0.00	0.00	0.00	0.00
	Total	15,98,02,905.93	0.00	15,98,02,905.93	14,76,09,314.28	3,16,000.00	29,50,000.00	15,08,75,314.28


FINANCE OFFICER


VICE-CHANCELLOR

ASSAM UNIVERSITY, SILCHAR

SCHEDULE 18 - TRANSPORTATION EXPENSES

(Amount in Rs.)

PARTICULARS	CURRENT YEAR			PREVIOUS YEAR			
	Grant in aid- Recurring (31)	EWS	Total	Grant in aid- Recurring (31)	XII Plan	EWS	Total
1. Vehicles:							
a) Running Expenses					0.00		
b) Repair & Maintenance	6,74,929.00	0.00	6,74,929.00	15,30,061.00	0.00	0.00	15,30,061.00
c) Insurance Expenses					0.00		
2. Vehicle Taken on Rent					0.00		
3. Vehicle Hiring Charges	1,06,79,856.00	0.00	1,06,79,856.00	2,45,41,668.00	0.00	4,00,000.00	2,49,41,668.00
TOTAL	1,13,54,785.00	0.00	1,13,54,785.00	2,60,71,729.00	0.00	4,00,000.00	2,64,71,729.00


 FINANCE OFFICER


 VICE-CHANCELLOR

ASSAM UNIVERSITY, SILCHAR

SCHEDULE 19 - REPAIR & MAINTENANCE

(Amount in Rs.)

PARTICULARS	CURRENT YEAR			PREVIOUS YEAR		
	Grant in aid- Recurring (31)	EWS	Total	Grant in aid- Recurring (31)	EWS	Total
Repair & Maintenance of :						
a) Building	98,698.00	0.00	98,698.00	47,24,964.00	0.00	47,24,964.00
b) Furniture & Fixture	0.00	0.00	0.00	1,73,540.00	0.00	1,73,540.00
c) Electricals	5,00,499.00	0.00	5,00,499.00	4,66,144.00	0.00	4,66,144.00
d) Office Equipment	55,25,776.00	0.00	55,25,776.00	65,20,657.00	0.00	65,20,657.00
e) Estate	69,11,771.00	0.00	69,11,771.00	2,27,99,222.00	0.00	2,27,99,222.00
f) Computers	26,44,893.00	0.00	26,44,893.00	15,16,617.00	0.00	15,16,617.00
g) Vehicles	0.00	0.00	0.00	0.00	4,00,000.00	4,00,000.00
Total	1,56,81,637.00	0.00	1,56,81,637.00	3,62,01,144.00	4,00,000.00	3,66,01,144.00


FINANCE OFFICER


VICE-CHANCELLOR

ASSAM UNIVERSITY, SILCHAR

SCHEDULE 21: OTHER EXPENSES

PARTICULARS	(Amount in Rs.)	
	CURRENT YEAR	PREVIOUS YEAR
a) Provision for Gratuity	2,61,70,804.00	13,55,16,958.00
b) Provision for Leave Encashment	3,58,33,902.00	1,32,97,025.00
c) Provision for Pension	1,26,51,77,256.00	0.00
Total	1,32,71,81,962.00	14,88,13,983.00



FINANCE OFFICER



VICE-CHANCELLOR

ASSAM UNIVERSITY, SILCHAR

SCHEDULE 22: PRIOR PERIOD EXPENSES

(Amount in Rs.)

PARTICULARS	CURRENT YEAR	PREVIOUS YEAR
a) Adjustments	32,50,745.00	1,67,235.00
Total	32,50,745.00	1,67,235.00


FINANCE OFFICER


VICE-CHANCELLOR

ASSAM UNIVERSITY, SILCHAR

SCHEDULE -23 : SIGNIFICANT ACCOUNTING POLICIES

1. BASIS FOR PREPARATION OF ACCOUNTS:

1.1. Assam University is a Central University established in 1994 at Silchar by an Act of Parliament (No. XXIII of 1989) with a Satellite Campus at Diphu in the Karbi Anglong District of Assam. It is substantially funded by Government of India. The Accounts are prepared in accordance with the principles and procedures laid down by the Ministry of Human Resource Development, Government of India in the New Format of Accounts, prescribed for centrally funded educational institutions, on accrual basis, duly in compliance with applicable Uniform Accounting Standards (UAS).

2. REVENUE RECOGNITION AND ACCOUNTING:

2.1. All revenues and expenses are accounted for on accrual principle with necessary provisions for known liabilities except for the followings:

- (a) The fee collected from the students are accounted for on cash basis;
- (b) The sale of admission forms are accounted for on cash basis;
- (c) Receipts of interest on House Building Advances are accounted for on recovery basis;
- (d) Interest on Savings Bank Accounts are accounted for on cash basis; and
- (e) Expenditure on charges prepaid except subscription of journals, are accounted for on cash basis.

3. TRANSFER TO THE CAPITAL FUND:

- (a) Assets created out of Earmarked/Designated Funds where the ownership of such assets is vests with the University are accounted for by transferring the amount to the Capital Fund and correspondingly merged with the Fixed Assets of the University. Depreciation is charged at the rates applicable to the respective assets.

4. FIXED ASSETS AND DEPRECIATION:

- 4.1. Fixed Assets are stated at cost of acquisition including all direct expenses related to acquisition and installation. Depreciation is provided on the Fixed Assets under "Straight Line Method" (SLM) at the rates prescribed by MHRD in new format of Account guidelines.
- 4.2. Fixed Assets of the University are acquired out of the Grants received from the Government of India. Grants utilized for acquisition of Fixed Assets are accounted for by transferring the amount to the Capital Fund and correspondingly merged with the Fixed Assets of the University.
- 4.3. Depreciation is provided for the whole year on additions during the year as per guidelines of MHRD.
- 4.4. In the Books of Accounts the cost of acquisition of assets are shown to its full value and the accumulated depreciation thereof are depicted separately.
- 4.5. As per guidelines of MHRD, the assets individual value of each of which is Rs.2000/- or less (except Library Books) are treated as Small Value Assets, 100% depreciation has been provided leaving a residual value of Re.1/- exhibited in the Schedule -4 : Fixed Assets in order to have physical verification.
- 4.6. Capital Works-in-Progress are stated at cost, incurred relating to assets in progress.
- 4.7. Depreciation on Tangible Fixed Assets are provided on Straight Line Method at the following rates:

Sl No.	Assets	Rate of Depreciation (in percentage)
1	Land	0
2	Buildings	2
3	Roads & Bridges	2
4	Tube Well & Water Supply	2
5	Sewerage & Drainage	2
6	Electrical Installation & Equipment	5
7	Plant & Machinery	5
8	Scientific & Laboratory Equipment	8

9	Office Equipment	7.5
10	Audio Visual Equipment	7.5
11	Computers & Peripherals	20
12	Furniture, Fixture & Fittings	7.5
13	Vehicles	10
14	Library Books & Scientific Journals	10
15	Campus Development	10
16	Others	10

5. INTANGIBLE ASSETS :

5.1. Software and E-Journals purchases are treated as Intangible Asset and depreciation at the rate 40%, as per guidelines provided in Schedule – 4: Fixed Assets.

5.2. Intangible Assets (Software) acquired on or before 31.03.2013 were shown and depreciated as “Computer/Peripherals”. Because of difficulty in the identification as well as determining the depreciated value of these Intangible Assets, the Intangible Assets (Software) acquired before 31.03.2013 are still shown and depreciated as “Computer/Peripherals”. But Intangible Assets (Software) acquired from 01.04.2013 are amortised as per the Accounting Policies and Practices.

6. INVENTORIES :

6.1. Inventories comprising of chemicals, glassware, stationeries, consumables and other stores are treated as revenue expenditure. The value of Stock as on 31.03.2021 ascertained from the respective Departments excluded from the expenditure and the Closing Stock exhibited in Schedule - 7: Current Assets as per guidelines. Costs of inventories are determined on FIFO method of Inventory Valuation.

7. RETIREMENT BENEFITS:

7.1. Short term employee benefits are charged off in the year in which the related service is rendered.

7.2. The post-Employment Benefits in form New Pension Scheme Fund are being maintained by NSDL and the retirement benefits in form of New Pension Scheme (NPS) will be as per the guidelines issued by Govt. of India

from time to time and University has no liabilities on these accounts as employees and employers matching contributions are being deposited on monthly basis to the individual PRAN of the concerned regular employees of the University.

7.3. Other Post-Employment Benefits (i.e., other Long Term Benefits & Terminal Benefits) are charged off in the year in which employee has rendered services. The amount charged off is recognized at the present value of the amount payable determined on the basis of actuarial valuation. The actuarial valuation is done as per Projected Unit Credit Method. Actuarial gain or losses in respect of Other Post-Employment Benefits (i.e, other Long Term Benefits & Terminal Benefits) are charged to Income & expenditure Account and not deferred.

7.4. Retirement Benefits in the form of contribution to Provident Fund is a Defined Contribution Scheme. The Provident Funds are owned and managed by the employees as members of these funds. Contribution to these funds is charged to Income & Expenditure Account as and when the contribution becomes due.

8. INVESTMENTS :

- 8.1. Long Term Investments are carried at cost.
- 8.2. Current Investments are carried at lower of cost or fair value.

9. GRANTS-IN-AID:

- 9.1. Grants to the extent utilized towards Capital Expenditure transferred to Schedule - 1: Corpus/ Capital Fund as per guidelines.
- 9.2. Grants to the extent utilized towards Revenue Expenditure transferred to Income and Expenditure as Income of the year.
- 9.3. Unutilized Capital Grant and Unutilized Revenue Grants are exhibited in the Current Liabilities & Provisions in Schedule - 3 as per guidelines.

10. INCOME TAX:

- 10.1. The Income of the University is exempted from Income Tax as per provisions of Section 10(23 C)(iiiab) of the Income Tax Act, 1961. Hence, no provision for income tax is made in the accounts.

11. FOREIGN CURRENCY TRANSACTIONS:

11.1. Transactions denominated in foreign currencies are recorded at the exchange rate prevailing on the date of transaction / GOC Rates / Bank Rates as the case may be.

12. RESEARCH ACTIVITIES:

12.1. The Research and Development Expenditure comprises all expenditure that are directly attributable to research or development activities or that can be allocated on a reasonable and consistent basis to such activities. Expenditure on Research and Development are recognized as an expense when it is incurred.

13. CONTINGENT LIABILITIES:

13.1. Liabilities, which are material and whose future outcome cannot be ascertained with reasonable certainty, are treated as contingent and disclosed by way of Notes to the Accounts.

14. PROVISIONS:

14.1. A provision is recognized when the University has a present obligation as a result of past events; it is probable that an outflow of resources will be required to settle the obligation, in respect of which a reliable estimate can be made. Provisions are not discounted to its present value and are determined based on best estimates required to settle the obligations at the Balance Sheet date. These are reviewed at each Balance Sheet date and adjusted to reflect the current best estimates.



FINANCE OFFICER



VICE-CHANCELLOR

ASSAM UNIVERSITY, SILCHAR

SCHEDULE - 24 : CONTINGENT LIABILITIES AND NOTES TO ACCOUNTS

1. CONTINGENT LIABILITIES:

1.1 Claims against the University not acknowledged as debt is Nil.

1.2 Suits filed against the University are pending in various Hon'ble Courts. Financial liability, if any, in these cases are not ascertainable.

2. INFORMATION RELATING TO THE CAPACITY AND CAPABILITY OF ASSAM UNIVERSITY:

2.1 The information relating to the capacity and capability of Assam University are presented in the Annual Report of the University.

3. FIXED ASSETS:

3.1 Additions made in the year to Fixed Assets out of UGC Grant exhibited in Schedule - 4. The Assets have been set up by credit to Capital Fund as per guidelines.

3.2 Fixed Assets purchased out of project funds have not been included in Schedule - 4, since the ownership of the property remain with sponsors.

4. PATENTS:

4.1 No expenditure incurred towards patent rights during the year 2020-21.

5. EXPENDITURE IN FOREIGN CURRENCY:

All foreign currency transactions are recorded in the reporting currency by applying to the foreign currency amount at the exchange rate prevailing on the date of settlement.

6. CURRENT ASSETS, LOANS, ADVANCES AND DEPOSITS:

6.1 In ordinary course, the Current Assets, Loans, Advances and Deposits have a value on realization equal to the aggregate amount shown in the Balance Sheet.

- 6.2 Accounting Standards-12 (AS-12) is mainly applicable for profit making organizations and applicability of AS-12 to a Central fully Grant-in-aided University like Assam University is not in line. However, ultimately charging depreciation in the Income & Expenditure Account and carrying forward the balance of Income & Expenditure Account to Capital Fund Account will provide the same result.
- 6.3 The details of balances in the Savings Bank Accounts with the Banks are enclosed as “Annexure A” to the Schedule-7 of Current Assets.
- 6.4 Previous years’ figures have been re-grouped and re-classified, wherever necessary to make them comparable and compatible with those of the Current Year.
- 6.5 Schedules 1 to 24 are annexed to and form an integral part of the Balance Sheet as at 31st March, 2020 and the Income & Expenditure Account for the year ended on that date.

7. NEW PENSION FUND:

7.1 As the Provident Fund Accounts and the New Pension Scheme Account are owned by the members of this fund and not by the University, these accounts are separated from the University’s Accounts. A Receipt & Payment Account, an Income & Expenditure Account and the Balance Sheet of the Provident Fund Accounts and the New Pension Scheme for the year 2020-21 have been prepared and appended in the Annual Statement of Accounts of the University for 2020-21 as per guidelines.

8. Sponsored Research Projects, Seminar, Workshop, etc. related parameters reflecting functional growth of the University tabulated below alongside position obtained in proceeding five years.

(Rs. in Lakhs)

	2016-17	2017-18	2018-19	2019-20	2020-21
No. of Projects/ Seminar/Workshop/Conference, etc.	335	354	365	341	240
Inflow of Funds	734.80	609.78	719.91	920.96	2747.28
Outflow of Funds	614.29	797.28	871.31	775.97	2950.34
Capital Investment out of funds	167.28	222.51	205.93	112.89	85.95

9. From this year Nine additional Funds have been shown under **Schedule 2** "DESIGNATED/ EARMARKED/ ENDOWMENT FUNDS" instead of under **Schedule 3** "CURRENT LIABILITIES & PROVISIONS". These Funds are :
- a) Alumni Association Fund b) Magazine Fee Fund c) Students Aid Fund d) Students Co-curricular Fund e) Hostel Development Fund f) Hostel Maintenance Fund g) Students Health Insurance Scheme h) Sports Fee Receipt Fund i) PMMMNMTT Grant Fund.
10. Disclosures required under Accounting Standard -15 (Revised) "Employee Benefits", issued by the Institute of Chartered Accountants of India are as under :-

Defined Contribution Plan

Contribution to defined contribution plan i.e. Employer's Contribution to Provident Fund are charged off to the Income & Expenditure Account.

Defined Benefit Plan

The Employees Gratuity Plan & Leave Encashment Plan is a defined Benefit Plan. The Present Value of Obligation is determined on Actuarial Valuation using the Projected Unit Credit Method to build up the final obligation.

Status of Defined Benefit Plan

Status of the defined benefit plan is as follows:

(Amount in Rs.)

Particulars	Gratuity Scheme		Leave Encashment Scheme	
	2019-20	2020-21	2019-20	2020-21
Defined benefit obligation at the beginning	21,86,87,835.00	35,42,04,793.00	29,78,76,274.00	31,11,73,299.00
Current Service Cost	1,81,95,388.00	1,78,94,124.00	2,13,88,982.00	2,73,90,385.00
Interest Cost	1,67,29,619.00	2,38,37,983.00	2,27,87,535.00	2,09,41,963.00
Prior Service cost – Vested Benefits	---	---	---	---
Prior Service cost – Non Vested Benefits	---	---	---	---
Curtailments	---	---	---	---
Actuarial Gain/ Loss	10,05,91,951.00	-1,55,61,303.00	-3,08,79,491.00	-1,24,98,446.00
Defined benefit obligation at the end	35,42,04,793.00	21,86,87,835.00	31,11,73,299.00	29,78,76,274.00

Particulars	Pension	
	2019-20	2020-21
Defined benefit obligation at the beginning	00.00	0.00
Current Service Cost	00.00	6,16,32,351.00
Interest Cost	00.00	120,35,44,905.00
Prior Service cost - Vested Benefits	0	0
Prior Service cost - Non Vested Benefits	0	0
Curtailments	0	0
Benefits paid directly by the Company	00.00	-4,20,11,057.00
Benefits paid from Fund	00.00	0.00
Net Transfer in/out (including the effect of any business combinations/ divestures)	0	0
Actuarial Gain/ Loss	0	0
Defined benefit obligation at the end of the year	0	122,31,66,199.00



FINANCE OFFICER



VICE-CHANCELLOR

ASSAM UNIVERSITY, SILCHAR
RECEIPT AND PAYMENT ACCOUNT FOR THE YEAR ENDED 31st March, 2021

(Amount in Rs.)

Annexure	RECEIPTS		CURRENT YEAR	PREVIOUS YEAR	Annexure	PAYMENTS		CURRENT YEAR	PREVIOUS YEAR
	I. Opening Balances					I. Expenses			
	a) Bank Balances	76,25,41,101.61		40,25,97,162.73		a) Establishment Expenses		1,00,33,76,833.00	85,82,72,129.00
	b) Cash Balances	0.00	76,25,41,101.61	0.00		b) Academic Expenses		6,54,56,105.12	3,80,68,326.92
						c) Administrative Expenses		14,79,90,635.95	16,22,28,972.07
						d) Transportation Expenses		1,01,81,165.00	2,28,00,453.00
						e) Repairs & Maintenance		1,31,59,628.00	2,02,37,597.00
						f) Prior period Expenses		34,15,557.00	1,50,365.00
						g) TEQIP Expenses		0.00	0.00
A	II. Grant Received					II. Payments against Earmarked/ Endowment Funds		6,53,208.20	76,151.42
	a) From Government of India		1,30,64,93,101.00	1,07,30,62,000.00					
B	III. Academic Receipts		14,97,83,986.80	15,23,57,105.70					
	IV. Receipts against Earmarked/ Endowment Funds		45,16,472.00	23,71,235.00		III. Payment against Sponsored Projects/ Schemes		28,64,58,503.04	2,08,94,774.91
	V. Receipts against Sponsored Projects/ Schemes		27,72,13,178.00	1,56,43,792.18		IV. Fellowships/Scholarships			
	VI. Receipts against Sponsored Fellowships and Scholarships					VI. Term Deposits with Scheduled Banks		5,00,000.00	0.00
	VII. Income on Investments from				E	VII. Expenditure on Fixed Assets and Capital Work-in-Progress		3,89,14,511.00	2,03,57,380.90
	a) Earmarked/Endowment Funds		4,69,892.00	1,88,80,474.00		a) Fixed Assets			
	b) Other investment			0.00					
C	VIII. Interest Received on				F	VIII. Other Payments including Statutory Payments		49,22,89,837.00	16,64,41,817.10
	a) Bank Deposits		74,13,960.00	1,22,00,373.00					
	b) Savings Bank Accounts								
	X. Term Deposits with Scheduled bank Encashed		5,83,95,947.00	16,96,74,933.00		X. Deposits and Advances		7,73,35,384.00	17,52,77,857.00
	XI. Other Income (including Prior Period Income)		85,050.00	92,40,156.85		XI. Other Payments		7,82,03,520.25	1,77,04,000.00
	XII. Deposits and Advances		1,75,36,000.00	4,08,96,823.00		XII. Closing Balances			
D	XIII. Miscellaneous Receipts including Statutory Receipts		38,63,30,537.24	15,80,18,270.00		a) Bank Balances	75,28,57,000.09		55,24,33,967.14
	XIV. Any Other Receipts		12,662.00	1,466.00		b) Cash in hand	0.00	75,28,57,000.09	0.00
	TOTAL		2,97,07,91,887.65	2,05,49,43,791.46		TOTAL		2,97,07,91,887.65	2,05,49,43,791.46


FINANCE OFFICER


VICE-CHANCELLOR

ASSAM UNIVERSITY, SILCHAR

ANNEXURE FORMING PART OF THE RECEIPTS AND PAYMENTS ACCOUNT

ANNEXURE A : Grants-in-aid

(Amount in Rs.)

PARTICULARS	
a) Grants from UGC - (Grant-in-aid against Salary, Recurring and Capital Assets)	1,30,64,93,101.00
Total	1,30,64,93,101.00



FINANCE OFFICER



VICE-CHANCELLOR

ASSAM UNIVERSITY, SILCHAR

ANNEXURE FORMING PART OF THE RECEIPTS AND PAYMENTS ACCOUNT

ANNEXURE B : Academic Receipts

(Amount in Rs.)

PARTICULARS	TOTAL
a) Academic Fees	75,17,139.01
b) Computer Fee	
c) Sale of Forms & Prospectus, etc.	42,33,427.00
d) Examination Fees	6,24,64,546.46
e) Tuition Fee	7,52,87,636.33
f) Convocation Receipts	2,81,238.00
TOTAL	14,97,83,986.80



FINANCE OFFICER




VICE-CHANCELLOR

ASSAM UNIVERSITY, SILCHAR

ANNEXURE FORMING PART OF THE RECEIPTS AND PAYMENTS ACCOUNT

ANNEXURE C: Interest Earned

(Amount in Rs.)	
PARTICULARS	
a) Interest Earned on Flexi Deposits	
b) Interest Earned on Savings Account	74,13,960.00
c) Interest Earned on Term Deposits	
Total	74,13,960.00



FINANCE OFFICER



VICE-CHANCELLOR

ASSAM UNIVERSITY, SILCHAR

ANNEXURE FORMING PART OF THE RECEIPTS AND PAYMENTS ACCOUNT

ANNEXURE D : MISCELLANEOUS RECEIPTS INCLUDING STATUTORY RECEIPTS

(Amount in Rs.)

PARTICULARS	Amount
1 Hostel Development Fund	77,200.00
2 HBA Recovery for the month of March 2020	1,03,248.00
3 Hostel Caution Money Fund	8,000.00
4 Other Current Liabilities	15,63,49,693.00
5 Students Aid Fund	79,950.00
6 Security Deposits from Contractors/ Supplier	18,42,879.00
7 Outstanding liabilities for Assets	2,15,949.00
8 Grant-in-aid Capital Assets	6,29,24,000.00
9 Grant-in-aid (EWS)	16,00,00,000.00
10 Other Income	47,29,618.24
TOTAL	38,63,30,537.24



FINANCE OFFICER



VICE-CHANCELLOR

ASSAM UNIVERSITY, SILCHAR

ANNEXURE FORMING PART OF THE RECEIPTS AND PAYMENTS ACCOUNT

ANNEXURE E : Fixed Assets

(Amount in Rs.)

PARTICULARS	TOTAL
a) Mobilise Resource Fund	51,585.00
b) Capital Assets (35)	3,83,48,912.00
c) Plan	0.00
d) Others	5,14,014.00
TOTAL	3,89,14,511.00



FINANCE OFFICER



VICE-CHANCELLOR

ASSAM UNIVERSITY, SILCHAR

ANNEXURE FORMING PART OF THE RECEIPTS AND PAYMENTS ACCOUNT

ANNEXURE F : Other Payments including Statutory Payments

(Amount in Rs.)

PARTICULARS	Amount
1 Outstanding Liabilities for Taxes-ITO/VAT/ Labour Cess/GST, etc.	1,49,98,598.00
2 Students Caution Money Fund	3,66,000.00
2 Outstanding Current Liabilities	13,99,33,250.00
4 Outstanding Liabilities for expenses	17,68,14,134.00
5 Prior Period Income	1,77,855.00
6 Grant-in-aid (EWS)	16,00,00,000.00
Total	49,22,89,837.00



FINANCE OFFICER



VICE-CHANCELLOR

ASSAM UNIVERSITY, SILCHAR
GENERAL PROVIDENT FUND ACCOUNT
BALANCE SHEET AS ON 31st MARCH 2021

(Amount in Rs.)

Liabilities	Current year	Previous year	Assets	Current year	Previous year
Fund Account:			Closing Balance		
Opening Balance	19,56,79,795.88	17,03,63,996.88	1) Savings Bank	1,65,997.84	1,39,22,940.09
Add:			2) Investment in TDR and RBI Bonds (Annexure-A)	20,52,29,773.00	13,67,59,252.00
Subscription and recovery of advance	3,57,01,725.00	4,06,63,953.00	Interest on Investment Accrued but not due	6,42,49,605.00	8,23,46,957.00
Remittance from other Orgn.	0.00	4,98,179.00			
Interest credited to Members A/c.	1,70,23,044.00	1,72,77,236.00			
Addition to GPF Fund	0.00	0.00			
TOTAL	24,84,04,564.88	22,88,03,364.88	Receivable from NPS A/c.	0.00	33,13,960.00
Less:			Receivable from CPF A/c.	62,000.00	0.00
Advances	0.00	50,000.00			
Withdrawal	1,60,75,000.00	3,20,65,000.00			
Final Payments	1,52,33,759.00	10,08,569.00			
Remittance to Other Orgn.	0.00	0.00			
Balance	21,70,95,805.88	19,56,79,795.88			
Current liabilities	31,15,875.00	62,000.00			
Interest Reserve	4,06,01,313.21	4,52,96,068.21			
Add Income over Expenditure as per Income & Expenditure A/c.	88,94,381.75	-46,94,755.00			
TOTAL	26,97,07,375.84	23,63,43,109.09	TOTAL	26,97,07,375.84	23,63,43,109.09



FINANCE OFFICER



VICE-CHANCELLOR

ASSAM UNIVERSITY, SILCHAR

GENERAL PROVIDENT FUND ACCOUNT

INCOME & EXPENDITURE ACCOUNT FOR THE YEAR ENDED 31st MARCH 2021

(Amount in Rs.)

Expenditure	Current Year	Previous Year	Income	Current year	Previous Year
Bank Charges	20.25	236.00	Interest on Savings Account	5,44,277.00	6,65,556.00
Interest credited to Members A/c.	1,70,23,044.00	1,72,77,236.00	Interest on Investments	1,74,27,851.00	19,22,324.00
			Interest Accrued but not due	79,45,318.00	99,94,837.00
	1,70,23,064.25	1,72,77,472.00			
Excess of Income over Expenditure transferred to Interest Reserve	88,94,381.75	-46,94,755.00			
TOTAL	2,59,17,446.00	1,25,82,717.00	TOTAL	2,59,17,446.00	1,25,82,717.00



FINANCE OFFICER



VICE-CHANCELLOR

GENERAL PROVIDENT FUND ACCOUNT

RECEIPTS & PAYMENTS ACCOUNT FOR THE YEAR ENDED 31st MARCH 2021

(Amount in Rs.)

Receipts	Current year	Previous year	Payments	Current year	Previous year
Opening Balance:					
Savings Bank Balance	1,39,22,940.09	83,62,932.09	GPF Advance	0.00	50,000.00
Investments	13,67,59,252.00	13,46,49,383.00	GPF Withdrawal	1,60,75,000.00	3,20,65,000.00
Subscription and Recovery of Advance	3,57,01,725.00	3,74,58,078.00	GPF Final Payment	1,52,33,759.00	10,08,569.00
Remittance from other Organisation	0.00	4,98,179.00	Bank Charges	20.25	236.00
Interest on Savings Account	5,44,277.00	6,65,556.00	Misc. Payments	1,24,000.00	0.00
Interest on Investment	4,34,70,521.00	21,09,869.00	Closing Balance:		
Misc. Receipts	64,29,835.00	62,000.00	Savings Bank Balance	1,65,997.84	1,39,22,940.09
			Investment in Term Deposits	20,52,29,773.00	13,67,59,252.00
TOTAL	23,68,28,550.09	18,38,05,997.09	TOTAL	23,68,28,550.09	18,38,05,997.09



FINANCE OFFICER



VICE-CHANCELLOR

ASSAM UNIVERSITY, SILCHAR

2020-21


ANNEXURE- A

(Amount in Rs.)

GPF

Sl. No.	TDR Instrument No.	Name of the Bank/ Br.	Date of Investment	Rate of Investment	Date of Maturity	Amount
LONG TERM INVESTMENT						
1	795554	Canara Bank, Silchar	19-12-2020	5.50	19-12-2029	2,55,819.00
2	794681	Canara Bank, Silchar	02-04-2014	9.05	02-04-2022	2,94,227.00
3	930608	Canara Bank, Silchar	19-12-2011	9.00	18-12-2020	58,083.00
4	930690	Canara Bank, Silchar	31-03-2012	9.00	30-05-2021	72,883.00
5	930562	Canara Bank, Silchar	17-09-2011	9.00	10-05-2021	1,18,750.00
6	930667	Canara Bank, Silchar	09-03-2012	9.00	08-05-2021	1,23,305.00
7	795563	Canara Bank, Silchar	09-03-2021	5.50	09-03-2031	1,18,02,130.00
8	930456 / 3050401000447/1	Canara Bank, Silchar	10-05-2011	9.50	10-05-2021	50,00,000.00
9	795609	Canara Bank, Silchar	09-03-2021	5.50	09-03-2031	1,88,83,414.00
10	930455 / 3050401000446/1	Canara Bank, Silchar	10-05-2011	9.50	10-05-2021	50,00,000.00
11	930453 / 3050401000442 /1	Canara Bank, Silchar	10-05-2011	9.50	10-05-2021	50,00,000.00
12	930454 / 3050401000444/1	Canara Bank, Silchar	10-05-2011	9.50	10-05-2021	50,00,000.00
13	930457 / 3050401000448/1	Canara Bank, Silchar	10-05-2011	9.50	10-05-2021	50,00,000.00
14	795564	Canara Bank, Silchar	09-03-2021	5.50	09-03-2031	1,18,02,130.00
15	795558	Canara Bank, Silchar	09-03-2021	5.50	09-03-2031	1,18,02,130.00
16	1442368	IDBI Bank	01-12-2011	9.50	01-12-2021	50,00,000.00
17	1442380	IDBI Bank	07-12-2011	9.50	07-12-2021	50,00,000.00
18	1442388	IDBI Bank	08-12-2011	9.50	08-12-2021	50,00,000.00
19	1442389	IDBI Bank	09-12-2011	9.50	09-12-2021	50,00,000.00
20	1442393	IDBI Bank	02-12-2011	9.50	02-12-2021	50,00,000.00
21	1442394	IDBI Bank	03-12-2011	9.50	03-12-2021	50,00,000.00
22	1442395	IDBI Bank	10-12-2011	9.50	10-12-2021	50,00,000.00
23	1442396	IDBI Bank	05-12-2011	9.50	05-12-2021	50,00,000.00
24	942667	UCO Bank	18-06-2020	5.45	18-12-2027	1,00,00,325.00
25	942666	UCO Bank	18-06-2020	5.45	18-12-2027	1,00,00,325.00
26	942911	UCO Bank	23-01-2014	9.00	23-11-2021	50,00,000.00
27	40077498677	SBI, Dorgakona Branch	17-03-2021	5.40	17-03-2026	50,00,000.00
28	40077506677	SBI, Dorgakona Branch	17-03-2021	5.40	17-03-2026	50,00,000.00
29	4077505834	SBI, Dorgakona Branch	17-03-2021	5.40	17-03-2026	50,00,000.00
30	427102	UCO Bank	18-03-2021	5.05	18-03-2026	50,00,000.00
TOTAL (A)						16,52,13,521.00

SHORT TERM INVESTMENT						
1	917321	UCO Bank	24-02-2021	4.90	24-02-2022	1,11,96,336.00
2	427101	UCO Bank	18-03-2021	4.90	18-03-2022	50,00,000.00
3	38290610636	SBI, Dorgakona Branch	28-02-2021	5.00	28-02-2022	1,19,09,958.00
4	38290610284	SBI, Dorgakona Branch	28-02-2021	5.00	28-02-2022	1,19,09,958.00
TOTAL (B)						4,00,16,252.00
TOTAL (A+B)						20,52,29,773.00



FINANCE OFFICER



VICE-CHANCELLOR

ASSAM UNIVERSITY, SILCHAR
CONTRIBUTORY PROVIDENT FUND ACCOUNT
BALANCE SHEET AS ON 31st MARCH 2021

(Amount in Rs.)

Liabilities	Current year	Previous year	Assets	Current year	Previous year
Fund Account:			Investment in Term Deposits & RBI Bonds (Annexure-B)		
Opening Balance	5,66,34,726.78	5,18,14,609.78		6,04,50,968.00	5,49,73,964.00
Add:			Balance in Savings Bank		
Subscription and Recovery of Advance	10,70,000.00	14,44,000.00		94,19,480.58	67,74,812.83
University's Contribution	6,99,720.00	10,99,915.00			
Interest Credited to Members Account	28,45,887.00	22,76,202.00	Interest on Investment Accrued but not due	1,56,79,568.00	2,83,29,219.00
TOTAL	6,12,50,333.78	5,66,34,726.78			
Less:			Receivable from GPF		
Advance, Withdrawal & Final Payments	1,03,70,050.00	0.00		31,15,875.00	62,000.00
Balance	5,08,80,283.78	5,66,34,726.78			
CPF Suspense Receipts	5,79,884.00	36,33,759.00			
Interest Reserve:					
Opening Balance -	2,98,71,510.05	2,63,08,876.05			
Add, Excess of Income over Expenditure during the year-	73,34,213.75	35,62,634.00			
TOTAL	8,86,65,891.58	9,01,39,995.83	TOTAL	8,86,65,891.58	9,01,39,995.83


FINANCE OFFICER


VICE-CHANCELLOR

ASSAM UNIVERSITY, SILCHAR
CONTRIBUTORY PROVIDENT FUND ACCOUNT

INCOME & EXPENDITURE ACCOUNT FOR THE YEAR ENDED 31st MARCH 2021

(Amount in Rs.)

Expenditure	Current Year	Previous Year	Income	Current Year	Previous Year
Bank Charges	20.25	-	Interest on Investment	78,23,337.00	11,36,338.00
Interest Credited to Members Account	28,45,887.00	22,76,202.00	Interest on Savings Account	1,22,133.00	1,63,914.00
Excess of Income over Expenditure transferred to Interest Reserve	73,34,213.75	35,62,634.00	Interest Accrued on Investments	22,34,651.00	45,38,584.00
TOTAL	1,01,80,121.00	58,38,836.00	TOTAL	1,01,80,121.00	58,38,836.00



FINANCE OFFICER



VICE-CHANCELLOR

ASSAM UNIVERSITY, SILCHAR

CONTRIBUTORY PROVIDENT FUND ACCOUNT

RECEIPTS & PAYMENTS ACCOUNT FOR THE YEAR ENDED 31st March, 2021

(Amount in Rs.)

Receipts	Current year	Previous year	Payments	Current year	Previous year
Opening Balance:			CPF Final Payment	0.00	0.00
Savings Balance	67,74,812.83	10,13,108.83			
Investment	5,49,73,964.00	5,37,05,224.00	CPF Withdrawal	1,03,70,050.00	0.00
Subscription and Recovery of Advance	10,70,000.00	13,82,000.00	Paid to GPF	62,31,750.00	0.00
University's Contribution	6,99,720.00	10,99,915.00	Bank Charges	20.25	0.00
Interest on TDR	2,27,07,639.00	12,68,740.00	Closing Balance:		
Interest on Savings Bank Account	1,22,133.00	1,63,914.00	Savings Bank Balance	94,19,480.58	67,74,812.83
CPF Suspense Receipt	0.00	31,15,875.00	Investment in Term Deposits	6,04,50,968.00	5,49,73,964.00
Received from GPF	1,24,000.00	0.00			
TOTAL	8,64,72,268.83	6,17,48,776.83	TOTAL	8,64,72,268.83	6,17,48,776.83



FINANCE OFFICER



VICE-CHANCELLOR

ASSAM UNIVERSITY, SILCHAR

ANNEXURE - B

CPF

2020-21

(Amount in Rs.)

Sl. No.	TDR Instrument No.	Name of the Bank/ Br.	Date of Investment	Rate of Investment	Date of Maturity	Amount
LONG TERM INVESTMENT						
1	930561 / 3050401000532/1	Canara Bank, Silchar	17-09-2011	9.00	10-05-2021	57,000.00
2	795561	Canara Bank, Silchar	01-03-2021	5.50	01-07-2030	3,23,029.00
3	795559	Canara Bank, Silchar	31-3-2021	5.50	31-05-2030	3,26,233.00
4	795557	Canara Bank, Silchar	23-10-2020	5.35	02-11-2029	2,33,254.00
5	795556	Canara Bank, Silchar	09-11-2020	5.35	09-07-2029	1,22,391.00
6	795555	Canara Bank, Silchar	31-10-2020	5.35	31-05-2029	4,68,709.00
7	930482 / 3050401000364/8	Canara Bank, Silchar	13-06-2011	9.00	13-06-2021	35,995.00
8	831547	Canara Bank, Silchar	02-04-2014	9.05	02-04-2021	5,10,017.00
9	794682 / 3050401000450/2	Canara Bank, Silchar	01-04-2013	9.05	01-04-2021	2,53,847.00
10	942909	UCO Bank	23-01-2014	9.00	23-11-2021	50,00,000.00
11	795560	Canara Bank, Silchar	09-03-2021	5.50	09-03-2031	94,41,707.00
12	795562	Canara Bank, Silchar	09-03-2021	5.50	09-03-2031	94,41,707.00
13	930458 / 3050401000443/1	Canara Bank, Silchar	10-05-2011	9.50	10-05-2021	40,00,000.00
14	930459 / 3050401000449/1	Canara Bank, Silchar	10-05-2011	9.50	10-05-2021	40,00,000.00
15	930460 / 3050401000450/1	Canara Bank, Silchar	10-05-2011	9.50	10-05-2021	40,00,000.00
16	942664	UCO Bank	18-06-2020	5.45	18-12-2027	99,86,838.00
TOTAL (A)						4,82,00,727.00
SHORT TERM INVESTMENT						
1	38290591247	SBI, Dorgakona	28-02-2021	5.00	28-02-2022	1,22,50,241.00
TOTAL (B)						1,22,50,241.00
TOTAL (A+B)						6,04,50,968.00


FINANCE OFFICER


VICE-CHANCELLOR

ASSAM UNIVERSITY, SILCHAR
NEW PENSION SCHEME ACCOUNT
BALANCE SHEET AS ON 31st MARCH 2021

(Amount in Rs.)

Liabilities	Current year	Previous year	Assets	Current year	Previous year
Fund Account:			Investment: in Term Deposits	5,58,57,132.00	5,34,30,567.00
Opening Balance	6,39,39,173.00	5,19,01,216.00	(Annexure-C)		
Add:			Current Assets		
Subscription from Members	5,38,07,019.00	5,17,45,154.00	Interest on Investment Accrued	19,45,396.00	13,88,106.00
Contribution from University	7,39,62,513.00	7,00,04,597.00	Cash at Bank	3,50,94,965.25	3,19,18,140.50
TOTAL	19,17,08,705.00	17,36,50,967.00	Subscriptions receivable from GPF	0.00	0.00
Less: Transfer to NPS Trust A/C.	12,54,17,184.00	10,97,11,794.00			
Less: Final Payment	0.00	0.00			
TOTAL	6,62,91,521.00	6,39,39,173.00			
Misc. Suspense Receipts	14,461.00	2,12,546.00			
Reserve & Surplus	2,25,85,094.50	1,81,06,550.50			
Excess of Income over expenditure	40,06,416.75	44,78,544.00			
TOTAL	9,28,97,493.25	8,67,36,813.50	TOTAL	9,28,97,493.25	8,67,36,813.50


FINANCE OFFICER


VICE-CHANCELLOR


ASSAM UNIVERSITY, SILCHAR

NEW PENSION SCHEME ACCOUNT

INCOME & EXPENDITURE ACCOUNT FOR THE YEAR ENDED 31st MARCH 2021

(Amount in Rs.)

Expenditure	Current Year	Previous Year	Income	Current Year	Previous Year
Bank Charges	520.25	0.00	Interest on Savings Account	10,23,082.00	11,47,219.00
Final Payment	0.00	0.00	Interest on Investments	18,41,127.00	21,00,570.00
			Accrued Interest on Investments	11,42,728.00	12,30,755.00
Income over Expenditure transferred to Fund A/c	40,06,416.75	44,78,544.00	Misc. Receipts	0.00	0.00
TOTAL	40,06,937.00	44,78,544.00	TOTAL	40,06,937.00	44,78,544.00



FINANCE OFFICER



VICE-CHANCELLOR

ASSAM UNIVERSITY, SILCHAR

NEW PENSION SCHEME ACCOUNT

RECEIPTS & PAYMENTS ACCOUNT FOR THE YEAR ENDED 31st MARCH 2021

(Amount in Rs.)

Receipts	Current Year	Previous Year	Payments	Current Year	Previous Year
Opening Balance:					
Savings Bank A/c.-Axis Bank	12,26,254.00	11,84,144.00	Transfer to NPS Trust A/c. -Axis Bank	12,54,17,184.00	10,97,11,794.00
Savings Bank A/c.-UCO Bank	3,06,91,886.50	1,74,50,511.50	Final Payment	0.00	0.00
			Misc. Payment	1,98,085.00	0.00
Subscriptions from Members	5,38,07,019.00	5,17,49,556.00	Bank Charges	520.25	0.00
Contribution from University	7,39,62,513.00	7,00,08,504.00	Closing Balance:		
Misc. Suspense Receipts	0.00	90,000.00	Savings Bank A/c., Axis Bank	12,64,146.00	12,26,254.00
Interest on Savings Bank Account	10,23,082.00	11,47,219.00	Savings Bank A/c., UCO Bank	3,38,30,819.25	3,06,91,886.50
TOTAL	16,07,10,754.50	14,16,29,934.50	TOTAL	16,07,10,754.50	14,16,29,934.50


FINANCE OFFICER


VICE-CHANCELLOR

ASSAM UNIVERSITY, SILCHAR

2020-21

ANNEXURE-C

SUB SCHEDULE : NPS

(Amount in Rs.)

Sl. No.	TDR Instrument No.	Name of the Bank/ Br.	Date of Investment	Rate of Investment	Date of Maturity	Amount
SHORT TERM INVESTMENT						
1	355989	Vijaya Bank, Silchar	30-07-2020	5.10	30-07-2021	56,55,475.00
2	355990	Vijaya Bank, Silchar	30-07-2020	5.10	30-07-2021	55,89,531.00
3	814591	UCO Bank	11-03-2021	3.70	07-09-2021	93,88,533.00
4	814592	UCO Bank	11-03-2021	3.70	07-09-2021	93,88,533.00
5	814593	UCO Bank	11-03-2021	3.70	07-09-2021	22,79,384.00
6	917316	UCO Bank	24-02-2021	4.90	24-02-2022	69,97,709.00
7	917317	UCO Bank	24-02-2021	4.90	24-02-2022	69,97,709.00
TOTAL (A)						4,62,96,874.00
LONG TERM INVESTMENT						
1	794289	UCO Bank	02-01-2019	6.75	02-01-2022	95,60,258.00
TOTAL (B)						95,60,258.00
TOTAL (A+B)						5,58,57,132.00


FINANCE OFFICER


VICE-CHANCELLOR

