

असम विश्वविद्यालय, शिलचर

(संसद के अधिनियम XXIII वर्ष 1989 के अन्तर्गत एक केन्द्रीय विश्वविद्यालय)

ASSAM UNIVERSITY, SILCHAR

[A CENTRAL UNIVERSITY CONSTITUTED BY AN ACT OF PARLIAMENT (NO. XXIII OF 1989)]



लेखा-परीक्षा प्रतिवेदन एवं वार्षिक लेखा

वर्ष 2017-18 के लिए

AUDIT REPORT & ANNUAL ACCOUNTS

For the Year 2017-18

नोट : प्रस्तुत प्रतिवेदन मूलरूप से अंग्रेजी में लिखित वार्षिक लेखा का हिन्दी अनुवाद है। यदि कोई विसंगति परिलक्षित होती है तो अंग्रेजी में लिखित प्रतिवेदन मान्य होगा।



***SEPARATE AUDIT REPORT ON THE
ACCOUNTS OF THE ASSAM UNIVERSITY, SILCHAR***

FOR THE YEAR 2017-2018

Separate Audit Report of the Comptroller & Auditor General of India on the Accounts of the Assam University, Silchar for the year ended 31 March 2018

We have audited the attached Balance Sheet of the Assam University, Silchar as at 31 March 2018, the Income and Expenditure Account and Receipts and Payments Account for the year ended on that date under Section-19(2) of the Comptroller and Auditor General's (Duties, Powers and Conditions of Service) Act, 1971 read with Section-31(1) of Assam University Act, 1989. These financial statements include the accounts of Diphu campus of the University. These financial statements are the responsibility of the University's Management. Our responsibility is to express an opinion on these financial statements based on our audit.

2. This Separate Audit Report contains the comments of the Comptroller and Auditor General of India (CAG) on the accounting treatment only with regard to classification, conformity with the best accounting practices, accounting standards and disclosure norms, etc. Audit observations on financial transactions with regard to compliance with the Law, Rules & Regulations (Propriety and Regularity) and efficiency-cum-performance aspects, etc., if any, are reported through Inspection Reports/CAG's Audit Reports separately.

3. We have conducted our audit in accordance with auditing standards generally accepted in India. These standards require that we plan and perform the audit to obtain reasonable assurance about whether the financial statements are free from material misstatements. An audit includes examining, on a test basis, evidence supporting the amounts and disclosures in the financial statements. An audit also includes assessing the accounting principles used and significant estimates made by the Management, as well as evaluating the overall presentation of financial statements. We believe that our audit provides a reasonable basis for our opinion.

4. Based on our audit, we report that:

- i. We have obtained all the information and explanations, which to the best of our knowledge and belief were necessary for the purpose of our audit;
- ii. The Balance Sheet and Income and Expenditure Account/Receipt and Payment Account dealt with by this report have been drawn up in the format prescribed by the Ministry of Human Resource Development, Government of India vide order No. 29-4/2012-FD dated 17 April 2015.
- iii. In our opinion, proper books of accounts and other relevant records have been maintained by the Assam University, Silchar as required under Section 31(1) of the Assam University Act, 1989 in so far as it appears from our examination of books.
- iv. We further report that

Comments on Accounts

A. Balance Sheet

1.1 Liabilities

1.1.1 Current Liabilities and Provisions (Schedule-3): Rs. 213.75 crore

Despite mention in previous year's audit report, no correction was done in following cases:

- a) Inclusion of negative balances of Rs. 3.96 crore for School of Technology and Rs. 6.68 crore for OBC instead of showing as grants receivable under Current Assets, resulting in understatement of both Current Liabilities and Provisions (Schedule-3) and Current Assets (Schedule-7) by Rs 10.64 crore.
- b) No review or refund was made against fund balance of Rs. 1.28 crore for 74 sponsored projects and remained static since 2013-14.

1.2 Assets

1.2.1 Fixed Assets (Schedule-4): Rs. 188.91 crore

Despite mention in previous years audit report, no action was taken for adjustment of advance made for assets being put to use, viz Chemistry building worth Rs. 3.58 crore since February 2009, four Civil works worth Rs. 3.63 crore at Diphu campus completed between November 2008 and October 2009, Electrical works of Rs. 0.10 crore at main campus since January 2013. Thus, the Fixed Assets was understated by Rs. 7.31 crore with corresponding understatement of Loans, Advances and Deposits (Schedule-8) by Rs. 7.31 crore.

B. Income and Expenditure Account

2.1 Expenditure

2.1.1 Depreciation (Schedule-8): Rs. 9.78 crore

The above head was understated by Rs. 1.38 crore due to the non-charging of depreciation of Rs. 0.72 crore on Chemistry building worth Rs. 3.58 crore, Rs. 0.65 crore on four civil works valuing Rs. 3.63 crore at Diphu campus, Rs. 0.01 crore on electrical installation of Rs. 0.10 crore at main campus and put to use since 2008-09, 2009-10 and 2012-13 respectively. This led to the understatement of Excess of Expenditure over Income by Rs. 1.38 crore.

2.2 Income

2.2.1 Grants/subsidies (Schedule-10): Rs. 150.15 crore

In a deviation of instruction no. 6(b) of Schedule-10 contained in Format of Accounts prescribed by MHRD, revenue grant was included as Rs. 150.15 crore under the above head instead of the amount equivalent to revenue expenditure of Rs. 122.91 crore incurred in the year 2017-18. This resulted in overstatement of Grant/Subsidies (Schedule-10) and understatement of Excess of Expenditure over Income by Rs. 27.24 crore.

C. General

3.1 Despite mention in previous audit report, no action was initiated for settlement of advances of Rs. 10.64 crore remained outstanding since long comprising Rs. 0.20 crore to Cachar Community College since the year 2014-15, Rs. 0.36 crore to M/s MGCC Ltd for construction of administrative/academic building since 2014-15, Rs. 0.90 crore to M/s DAPL Kolkata since 2008, Rs. 5.55 crore to CPWD-NLCPR since 2009 and Rs. 3.63 crore to CPWD for Diphu campus since 2015.

D. Grants-in-Aids

The University is mainly financed from grants of Government of India. During the year (2017-18), as per Schedule-10, the University received a total grants Rs. 142.42 crore (including receivable grant of Rs. 22.22 crore) and previous year's unspent grant was Rs. 58.32 crore. Thus, out of total available grants of Rs. 200.74 crore, the University spent Rs. 157.93 crore (Capital – Rs. 8.77 crore and Revenue – Rs. 149.16 crore) leaving an unspent balance of Rs. 42.81 crore.

Further, during the year 2017-18, the University spent Rs. 2.28 crore (Capital- Rs. 1.29 crore and Revenue – Rs. 0.99 crore) out of previous year's unspent grant of Rs. 2.96 crore in Technical Education Quality Improvement Programme and thus, remains an unspent balance of Rs. 0.68 crore.

E. Net Effect

The net impact of the comments given in preceding paragraphs was that both the Assets and Liabilities was understated by Rs. 10.64 crore as at 31 March 2018 and the Excess of Expenditure over Income was understated by Rs. 28.62 crore for the year ended 31 March 2018.

F Management letter

Deficiencies which have not been included in the Audit Report have been brought to the notice of the Vice-Chancellor, Assam University, through a management letter, issued separately for remedial/corrective action.


v. Subject to our observations in the preceding paragraphs, we report that the Balance Sheet, Income and Expenditure Account and Receipts and

Payments Account dealt with by this report are in agreement with the books of accounts.

- vi. In our opinion and to the best of our information and according to the explanations given to us, the said financial statements read together with the Accounting Policies and Notes on Accounts, and subject to the significant matters stated above and other matters mentioned in Annexure to this Audit Report, give a true and fair view in conformity with accounting principles generally accepted in India.
- a. in so far as it relates to the Balance Sheet, of the state of affairs of the Assam University, Silchar as at 31 March 2018 and
- b. in so far as it relates to Income and Expenditure Account of the deficit for the year ended on that date.

For and on behalf of the C&AG of India

Place: Kolkata
Date: 15/11/2018



15-11-18

(P. K Singh)
Director General of Audit
Central :: Kolkata

Annexure

A. Adequacy of Internal Audit System:

University has internal audit wing but the same was not adequately staffed.

B. Adequacy of Internal Control System

Internal Control System is inadequate in the following areas:

1. Internal Control System in branches were not evaluated.
2. University did not use accounting manual.
3. There was no centralised purchase department.
4. The head of accounts of the University were not codified.
5. All purchases were not routed through Purchase Department.
6. Due to lack of synergy between Finance Department and Other Departments, several advances remained unadjusted in the accounts though those advances were actually adjusted in the records of the concerned section. Even after crediting of amount by the bank, nature of receipts was not traceable by the Finance Division resulting in accumulation of Misc. Suspense Receipts under Current Liabilities. Further, in some cases advances were adjusted as per accounts; however, the basic records of concerned section were not updated.

C. Physical Verification of Assets

The physical verification of fixed assets was not conducted during the year 2017-18. Also, the progressive total of library books as on 31 March 2018 was not shown in the Accession Register.

D. Statutory Liabilities

The University was regular in payment of Statutory Dues.

ASSAM UNIVERSITY, SILCHAR

[A CENTRAL UNIVERSITY CONSTITUTED BY AN ACT OF PARLIAMENT (NO. XXIII OF 1989)]



ANNUAL ACCOUNTS FOR THE YEAR 2017-18

*(PREPARED AS PER NEW FORMAT PRESCRIBED BY THE MHRD-
APPLICABLE FROM 2014-15)*

ASSAM UNIVERSITY, SILCHAR

ANNUAL ACCOUNTS 2017-18

INDEX

Sl. No.	SCHEDULES	PARTICULARS	PAGE NO.
			1
1.	BALANCE SHEET		2
2.	INCOME & EXPENDITURE ACCOUNT		3
3.	SCHEDULE - 1	: CORPUS/ CAPITAL FUND	4-5
4.	SCHEDULE - 2	: DESIGNATED/ EARMARKED/ ENDOWMENT FUNDS	6-7
5.	SUB SCHEDULE - 2A	: DETAILS OF ENDOWMENT FUNDS	8-9
6.	SCHEDULE- 3	: CURRENT LIABILITIES & PROVISIONS	10-22
7.	SUB SCHEDULE - 3A	: SPONSORED PROJECTS	23
8.	SUB SCHEDULE - 3B	: SPONSORED FELLOWSHIPS & SCHOLARSHIPS	24-27
9.	SUB SCHEDULE - 3C	: UN-UTILISED GRANTS	28
10.	SCHEDULE- 4	: FIXED ASSETS	29
11.	SUB SCHEDULE - 4A	: FIXED ASSETS - PLAN	30
12.	SUB SCHEDULE - 4B	: FIXED ASSETS - XII PLAN	31
13.	SUB SCHEDULE - 4C	: FIXED ASSETS - NON-PLAN	32
14.	SUB SCHEDULE - 4D	: FIXED ASSETS - MOBILISED RESOURCE FUND	33
15.	SUB SCHEDULE - 4E	: FIXED ASSETS- SPONSORED PROJECTS	

16.	SUB SCHEDULE - 4F	: FIXED ASSETS- DIPHU CAMPUS	34
17.	SUB SCHEDULE - 4G	: FIXED ASSETS- SCHOOL OF TECHNOLOGY	35
18.	SUB SCHEDULE - 4H	: FIXED ASSETS- OBC	36
19.	SUB SCHEDULE - 4I	: FIXED ASSETS- NLCPR	37
20.	SUB SCHEDULE - 4J	: FIXED ASSETS- COURSE FEE FUND	38
21.	SUB SCHEDULE - 4K	: FIXED ASSETS- TEQIP	39
22.	SUB SCHEDULE - 4L	: FIXED ASSETS- OTHERS (Hostel/ School Dev./Dept. Dev. Fund)	40
23.	SUB SCHEDULE - 4M	: FIXED ASSETS- Grant-in-aid (Capital Assets-35)	41
24.	SCHEDULE-5	: INVESTMENTS: EARMARKED/ENDOWMENT FUNDS	42
25.	SUB SCHEDULE - 5A	: INVESTMENT- MOBILISED RESOURCE FUND	43
26.	SUB SCHEDULE - 5B	: HOUSE BUILDING FUND	43
	SUB SCHEDULE - 5C	: UNIVERSITY DEVELOPMENT FUND	43
27.	SUB SCHEDULE - 5D	: INVESTMENT- ENDOWMENT FUNDS	44-45
28.	SCHEDULE-6	: INVESTMENT- OTHERS	46
29.	SUB SCHEDULE - 6A	: INVESTMENT- PLAN FUND	47
30.	SUB SCHEDULE - 6B	: INVESTMENT- XII PLAN FUND	47
31.	SUB SCHEDULE - 6C	: INVESTMENT- NON-PLAN FUND	48-50
32.	SUB SCHEDULE - 6D	: INVESTMENT- ACADEMIC COLLABORATION WITH QUEEN'S UNIVERSITY	50
33.	SUB SCHEDULE - 6E	: INVESTMENT- HOSTEL FUND	51

34.	SUB SCHEDULE - 6F	: INVESTMENT-DIPHU CAMPUS FUND	51
35.	SUB SCHEDULE - 6G	: INVESTMENT- NLCPR FUND	51
36.	SUB SCHEDULE - 6H	: INVESTMENT- CAUTION MONEY FUND	52
37.	SUB SCHEDULE - 6I	: INVESTMENT- PMMMNMTT FUND	52
38.	SUB SCHEDULE - 6J	: INVESTMENT- CIDC	52
39.	SUB SCHEDULE - 6K	: INVESTMENT- OBC GRANT	52
	SUB SCHEDULE - 6L	: INVESTMENT- SPONSORED PROJECTS	52
40.	SCHEDULE - 7	: CURRENT ASSETS	53-56
41.	SCHEDULE - 8	: LOANS, ADVANCES & DEPOSITS	57
42.	SCHEDULE - 9	: ACADEMIC RECEIPTS	58
43.	SCHEDULE - 10	: GRANTS/ SUBSIDIES	59
44.	SCHEDULE - 11	: INCOME FROM INVESTMENTS	60
45.	SCHEDULE - 12	: INTEREST EARNED	61
46.	SCHEDULE - 13	: OTHER INCOME	62
47.	SCHEDULE - 14	: PRIOR PERIOD INCOME	63
48.	SCHEDULE - 15	: STAFF PAYMENT & BENEFITS	64
49.	SCHEDULE - 16	: ACADEMIC EXPENSES	65
50.	SCHEDULE - 17	: ADMINISTRATIVE & GENERAL EXPENSES	66
51.	SCHEDULE - 18	: TRANSPORTATION EXPENSES	67
52.	SCHEDULE - 19	: REPAIR & MAINTENANCE	68
53.	SCHEDULE - 21	: OTHER EXPENSES	69

54.	SCHEDULE - 22	: PRIOR PERIOD EXPENSES	70
55.	SCHEDULE - 23	: SIGNIFICANT ACCOUNTING POLICIES	71-75
56.	SCHEDULE - 24	: CONTINGENT LIABILITIES AND NOTES TO ACCOUNTS	76-79
57.	RECEIPT & PAYMENTS ACCOUNTS		80
58.	ANNEXURE - A	: GRANTS-IN-AID	81
59.	ANNEXURE - B	: ACADEMIC RECEIPTS	82
60.	ANNEXURE - C	: INTEREST EARNED	83
61.	ANNEXURE - D	: MISC. RECEIPTS INCLUDING STATUTORY RECEIPTS	84
62.	ANNEXURE - E	: FIXED ASSETS	85
63.	ANNEXURE - F	: OTHER PAYMENTS INCLUDING STATUTORY PAYMENTS	86
64.	GENERAL PROVIDENT FUND ACCOUNT		87-90
65.	CONTRIBUTORY PROVIDENT FUND ACCOUNT		91-94
66.	NEW PENSION SCHEME ACCOUNT		95-98

ASSAM UNIVERSITY, SILCHAR

BALANCE SHEET AS ON 31st MARCH, 2018

(Amount in Rs.)

	Schedule	Current Year	Previous Year
SOURCES FUNDS			
CORPUS/ CAPITAL FUND	1	1,99,11,65,590.31	2,04,65,32,136.91
DESIGNATED/ EARMARKED/ ENDOWMENT FUNDS	2	14,17,56,233.97	17,24,27,988.97
CURRENT LIABILITIES & PROVISIONS	3	2,13,74,62,255.31	1,38,35,77,221.63
TOTAL		4,27,03,84,079.59	3,60,25,37,347.51
APPLICATION OF FUNDS			
FIXED ASSETS	4		
Tangible Assets		1,88,14,17,320.16	1,87,83,97,690.16
Intangible Assets		77,02,341.00	40,13,469.00
Capital Work-In-Progress		0.00	0.00
INVESTMENTS FROM EARMARKED/ ENDOWMENT FUNDS	5		
Current / Short Term		4,61,43,171.00	93,16,316.00
Long Term		10,80,351.61	5,43,25,149.61
INVESTMENT OTHERS	6		
Current / Short Term		86,72,95,604.00	41,19,15,450.00
Long Term		6,23,34,239.69	3,98,51,382.69
CURRENT ASSETS	7		
LOANS, ADVANCES & DEPOSITS	8	40,50,62,854.88	69,85,60,938.78
		99,93,48,197.25	50,61,56,951.27
TOTAL		4,27,03,84,079.59	3,60,25,37,347.51
SIGNIFICANT ACCOUNTING POLICIES	23		
CONTINGENT LIABILITIES AND NOTES TO ACCOUNTS	24		


 FINANCE OFFICER


 VICE-CHANCELLOR

ASSAM UNIVERSITY, SILCHAR
INCOME AND EXPENDITURE ACCOUNT FOR THE YEAR ENDED ON 31st MARCH, 2018

Particulars	Schedule	(Amount in Rs.)	
		Current Year	Previous Year
INCOME			
Academic Receipts	9	9,12,54,380.55	9,24,17,266.26
Grants/ Subsidies	10	1,50,15,27,301.52	77,87,98,134.00
Income from Investments	11	0.00	0.00
Interest Earned	12	1,77,04,242.00	1,39,09,165.50
Other Incomes	13	83,29,713.52	61,02,017.39
Prior Period Income	14	52,90,161.00	88,42,901.00
TOTAL (A)		1,62,41,05,798.59	90,00,69,484.15
EXPENDITURE			
Staff Payments & Benefits	15	95,84,04,153.00	70,41,54,028.00
Academic Expenses	16	5,21,18,533.85	4,77,29,447.25
Administrative and General Expenses	17	15,94,60,344.34	13,56,95,218.23
Transportation Expenses	18	1,06,18,294.00	2,33,35,068.00
Repairs & Maintenance	19	4,84,59,913.00	5,25,80,509.00
Finance Costs	20	0.00	0.00
Depreciation	4	9,78,44,935.00	9,43,64,265.00
Other Expenses	21	52,66,01,747.00	0.00
Prior Period Expenses	22	0.00	7,30,384.00
TOTAL (B)		1,85,35,07,920.19	1,05,85,88,919.48
Balance being excess of Income over Expenditure/ Expenditure over Income: (A-B)		-22,94,02,121.60	-15,85,19,435.33
Balance Being Surplus /(Deficit) Carried to Capital Fund		-22,94,02,121.60	-15,85,19,435.33
SIGNIFICANT ACCOUNTING POLICIES	23		
CONTINGENT LIABILITIES AND NOTES TO ACCOUNTS	24		


FINANCE OFFICER


VICE-CHANCELLOR

ASSAM UNIVERSITY, SILCHAR

SCHEDULE-1 CORPUS/ CAPITAL FUND

(Amount in Rs.)

Particulars	Current Year	Previous Year
Balance at the beginning of the year	2,04,65,32,136.91	2,17,85,76,426.24
Add: Grants from UGC, Govt. of India and State Govt. to the extent utilised for capital expenditure	10,29,05,488.00	2,01,90,087.00
Add: Assets Purchased out of Earmarked Funds	16,47,949.00	63,34,577.00
Add: Adjustment for Prior Period & others	6,94,82,138.00	-49,518.00
Add: Excess of Income over Expenditure transferred from the Income & Expenditure Account	0.00	0.00
TOTAL	2,22,05,67,711.91	2,20,50,51,572.24
(Less) Deficit transferred from the Income & Expenditure Account	-22,94,02,121.60	-15,85,19,435.33
Balance at the year end	1,99,11,65,590.31	2,04,65,32,136.91


FINANCE OFFICER


VICE-CHANCELLOR

ASSAM UNIVERSITY, SILCHAR

2017-18

SCHEDULE 2- DESIGNATED/ EARMARKED/ ENDOWMENT FUNDS

(Amount in Rs.)

	FUND WISE BREAK UP					TOTAL	
	Mobilised Resource Fund	Pension Fund	University Development Fund	Endowment Fund	HBA Fund	CURRENT YEAR	PREVIOUS YEAR
A.							
a) Opening Balance of the Funds	7,15,47,321.88	4,97,99,052.00	2,99,19,404.00	18,93,660.61	1,92,68,550.48	17,24,27,988.97	14,96,65,925.33
b) Additions to the Funds:							
i. Donation/Grants/ Contribution/un-utilised Course Fees	0.00	0.00	74,13,786.00	3,00,000.00	0.00	77,13,786.00	1,17,42,131.00
c) Income from Investments made of the Funds	9,14,876.00	5,02,343.00	0.00	76,293.00	0.00	14,93,512.00	67,69,027.89
d) Accrued interest on investment	4,82,969.00	0.00	15,49,649.00	0.00	7,36,042.00	27,68,660.00	7,22,250.00
e) Interest on savings bank Account	2,24,900.00	3,216.00	0.00	32,555.00	64,904.00	3,25,575.00	2,39,556.00
f) Other additions (specify nature)	0.00	0.00	0.00	0.00	0.00	0.00	0.00
1. Overhead Charges from Project A/c.	83,06,744.50	0.00	0.00	0.00	0.00	83,06,744.50	2,03,854.00
2. Cancellation of Cheques	0.00	0.00	0.00	0.00	0.00	0.00	1,000.00
3. Other Income	0.00	0.00	0.00	0.00	0.00	0.00	63,75,066.50
4. Interest earned on savings- Sponsored Project	15,91,790.00	0.00	0.00	0.00	64,597.00	64,597.00	8,38,476.00
5. Adjustment for prior periods	0.00	0.00	0.00	0.00	0.00	25,91,790.00	4,95,304.00
Total (A)	8,30,68,601.38	5,03,04,611.00	3,88,82,839.00	23,02,506.61	2,01,34,093.48	19,46,92,653.47	17,65,57,286.72
B.							
Utilisation/ Expenditure towards objectives of Funds							
i. Capital Expenditure							
Fixed Assets	16,47,949.00	0.00	0.00	0.00	0.00	16,47,949.00	33,31,050.00
Others	0.00	0.00	0.00	0.00	0.00	0.00	0.00
ii. Revenue Expenditure							
Salaries, Wages and Allowances, etc.	0.00	0.00	0.00	0.00	0.00	0.00	0.00
Rent	0.00	0.00	0.00	0.00	0.00	0.00	0.00
Other Administrative Expenditure	2,817.75	0.00	0.00	0.00	0.00	2,817.75	1,33,500.00
Other Payment	9,12,784.00	0.00	0.00	68,257.75	0.00	9,81,041.75	5,79,525.75
iii. Advances							
Centre for Distance Education & Open Learning	0.00	0.00	0.00	0.00	0.00	0.00	0.00
Adjustment for prior period rectification	0.00	16,00,000.00	0.00	0.00	0.00	16,00,000.00	0.00
Re-issuance of time barred cheques, etc.	0.00	0.00	0.00	0.00	0.00	0.00	0.00
iv. Unspent amount Returned/ Transfer							
Total (B)	25,63,550.75	4,87,04,611.00	0.00	68,257.75	0.00	42,31,808.50	40,44,075.75
CLOSING BALANCE AT THE YEAR END (A-B)	8,05,05,050.63	0.00	3,88,82,839.00	22,34,250.86	2,01,34,093.48	14,17,56,233.97	17,24,27,988.97

ASSAM UNIVERSITY, SILCHAR

Closing Balance of Funds represented by:

(Amount in Rs.)

	FUND WISE BREAK UP					TOTAL	
	Mobilised Resource Fund	Pension Fund	University Development Fund	Endowment Fund	HBA Fund	CURRENT YEAR	PREVIOUS YEAR
Investments	1,77,88,232.00	0.00	2,21,77,501.00	10,80,351.61	61,77,438.00	4,72,23,522.61	8,42,49,881.61
Bank Balances	9,17,966.73	0.00	0.00	8,18,899.25	8,62,638.48	25,99,504.46	52,15,874.46
Accrued Interest on Investment	4,82,969.00	0.00	12,72,429.00	0.00	72,33,149.00	89,88,547.00	1,75,86,585.00
Outstanding Advance	60.00	0.00	0.00	0.00	52,31,045.00	52,31,105.00	53,66,982.00
Receivable from Non plan	0.00	0.00	0.00	0.00	5,39,604.00	5,39,604.00	5,39,604.00
Receivable installment of March 2018	0.00	0.00	0.00	0.00	90,219.00	90,219.00	86,782.00
Fund kept in Common Bank Account	0.00	0.00	1,54,32,909.00	4,00,000.00	0.00	1,58,32,909.00	81,19,123.00
Due From Sponsored Project/ Schemes/ Other Funds	6,13,15,822.90	0.00	0.00	0.00	0.00	6,13,15,822.90	5,13,07,191.90
TOTAL	8,05,05,050.63	0.00	3,88,82,839.00	22,99,250.86	2,01,34,093.48	14,18,21,233.97	17,24,72,023.97

Note: 1) Closing Balance represented by Bank Balance & Investments of Endowment Funds equals to Rs. 22,99,250.86, which is in excess of (Rs.65,000.00) Closing Balance depicted above. This is due to payment of Rs. 65,000.00 (Rs.66,000.00 - Rs.1,000.00) was made from Grant-in-aid for the year 2017-18.


FINANCE OFFICER


VICE-CHANCELLOR

SUB SCHEDULE 2A - DETAILS OF ENDOWMENT FUNDS

ASSAM UNIVERSITY, SILCHAR

2017-18

(Amount in Rs.)

Sl. No.	NAME OF THE FUND	Year of Estd.	Opening Balance			Total additions during the year		Total		Exp./ Adj. during the year	Closing Balance		
			Endowment	Accum. Int. /adj.	Total	Endowment	Interest/ adj.	Endowment	Accumulated interest / adjustment		Endowment	Accum. Int. /adj.	TOTAL
1	A C Das Memorial Endow. Fund	1999	10,000.00	9,825.50	19,825.50	0.00	1,104.00	10,000.00	10,929.50	1,000.00	10,000.00	9,929.50	19,929.50
2	Agarwal Roy Memorial Endow. Fund	1998	10,000.00	986.19	10,986.19	0.00	767.00	10,000.00	1,753.19	1,505.00	10,000.00	248.19	10,248.19
3	Bipan Chandra Pal Memorial Endow. Fund	1997	10,000.00	2,454.04	12,454.04	0.00	1,084.00	10,000.00	3,538.04	1,000.00	10,000.00	2,538.04	12,538.04
4	B K Gupta Memorial Research schdp. Fund	1998	2,00,000.00	4,14,095.99	6,14,095.99	0.00	26,850.00	2,00,000.00	4,40,945.99	0.00	2,90,000.00	4,40,945.99	6,40,945.99
5	Debabrata Roy Memorial Endow. Fund	1999	10,000.00	16,767.00	26,767.00	0.00	1,303.00	10,000.00	12,070.00	1,000.00	10,000.00	11,070.00	21,070.00
6	D L Das Memorial Endow. Fund	1999	10,000.00	6,307.97	16,307.97	0.00	1,221.00	10,000.00	7,528.97	1,000.00	10,000.00	6,528.97	16,528.97
7	D L Roy Memorial Endow. Fund	1999	10,000.00	19,000.00	29,000.00	0.00	1,618.00	10,000.00	20,698.00	1,000.00	10,000.00	19,698.00	29,698.00
8	Dr. B Bhattacharjee Memorial Endow. Fund	1999	19,000.00	15,535.67	34,535.67	0.00	2,066.00	19,000.00	17,601.67	0.00	19,000.00	17,601.67	36,601.67
9	Dr.S Rangnathan Memorial Endow. Fund	1999	10,000.00	10,922.04	20,922.04	0.00	1,145.00	10,000.00	12,067.04	0.00	10,000.00	12,067.04	22,067.04
10	G C Roy Memorial Endow. Fund	1999	10,000.00	4,431.06	14,431.06	0.00	962.00	10,000.00	5,333.06	1,000.00	10,000.00	4,333.06	14,333.06
11	G K Roy Memorial Endow. Fund	1998	10,000.00	1,066.37	11,066.37	0.00	769.00	10,000.00	1,835.37	1,505.00	10,000.00	330.37	10,330.37
12	Hrishikesh Saha Memorial Endow. Fund	1998	12,000.00	10,587.93	22,587.93	0.00	1,209.00	12,000.00	11,796.93	1,000.00	12,000.00	10,796.93	22,796.93
13	K P Sengupta Memorial Endow. Fund	1998	10,000.00	2,985.10	12,985.10	0.00	848.00	10,000.00	3,833.10	1,000.00	10,000.00	2,833.10	12,833.10
14	K F Sengupta Memorial Endow. Fund	1998	10,000.00	4,074.11	14,074.11	0.00	890.00	10,000.00	4,964.11	1,000.00	10,000.00	3,964.11	13,964.11
15	Muktaishree Memorial Endow. Fund	1997	10,000.00	2,232.38	12,232.38	0.00	819.00	10,000.00	3,051.38	1,106.20	10,000.00	1,945.18	11,945.18
16	N C M S Memorial Endow. Fund	1995	10,000.00	9,753.50	19,753.50	0.00	1,094.00	10,000.00	10,847.50	1,002.95	10,000.00	9,844.55	19,844.55
17	N K Sengupta Memorial Endow. Fund	2001	9,500.00	2,642.40	12,142.40	0.00	814.00	9,500.00	3,456.40	1,000.00	9,500.00	2,456.40	11,956.40
18	Nitisa Sarma Memorial Endow. Fund	1998	10,000.00	4,138.57	14,138.57	0.00	891.00	10,000.00	5,029.57	1,000.00	10,000.00	4,029.57	14,029.57
19	N S Maiti Memorial Endow. Fund	1999	14,500.00	5,106.64	19,606.64	0.00	1,262.00	14,500.00	6,448.64	1,000.00	14,500.00	5,448.64	19,948.64
20	O Meena Devi Memorial Endow. Fund	1998	10,000.00	7,458.85	17,458.85	0.00	1,015.00	10,000.00	8,473.85	1,000.00	10,000.00	7,473.85	17,473.85
21	P M Goswami Memorial Endow. Fund	1999	10,000.00	1,742.00	11,742.00	0.00	961.00	10,000.00	2,703.00	1,000.00	10,000.00	1,703.00	11,703.00
22	R K Saha Memorial Endow. Fund	1998	12,000.00	3,774.97	15,774.97	0.00	1,021.00	12,000.00	4,795.97	1,000.00	12,000.00	3,795.97	15,795.97
23	Savitri Bhattacharjee Memorial Endow. Fund	1997	10,000.00	1,360.79	11,360.79	0.00	781.00	10,000.00	2,141.79	1,446.00	10,000.00	695.79	10,695.79
24	Suman Devi Memorial Endow. Fund	1999	10,000.00	974.67	10,974.67	0.00	854.00	10,000.00	1,828.67	1,000.00	10,000.00	828.67	10,828.67
25	Technological Research Award Endow. Fund	2000	20,000.00	37,675.00	57,675.00	0.00	3,074.00	20,000.00	40,749.00	0.00	20,000.00	40,749.00	60,749.00
26	T S Bhattacharjee Memorial Endow. Fund	1998	10,000.00	248.96	10,248.96	0.00	736.00	10,000.00	984.96	1,692.60	10,000.00	(707.64)	9,292.36
27	U S Dutta Memorial Award Account	2001	9,500.00	3,019.40	12,519.40	0.00	804.00	9,500.00	3,823.40	1,000.00	9,500.00	1,823.40	11,323.40
CARRIED FORWARD			4,86,500.00	5,92,327.10	10,78,827.10	0.00	53,992.00	4,86,500.00	6,48,229.10	25,257.75	4,86,500.00	6,22,971.35	11,09,471.35

(Amount in Rs.)

Sl. No.	NAME OF THE FUND	Year of Estd.	Opening Balance			Total additions during the year		Total		Exp./ Adj. during the year	Closing Balance			
			Endowment	Accum. Int. /adj.	Total	Endowment	Interest/ adj.	Endowment	Accumulated interest/ adjustment		11	Endowment	Accum. Int. /adj.	TOTAL
1	2		4,86,500.00	5,92,327.10	10,78,827.10	0.00	55,902.00	4,86,500.00	6,48,229.10	25,257.75	4,86,500.00	6,22,971.35	11,09,471.35	
	BROUGHT FORWARD					0.00	875.00	10,000.00	4,584.28	1,000.00	10,000.00	3,584.28	13,584.28	
28	Ushabati Sengupta Memorial Endow. Fund	1998	10,000.00	3,709.28	13,709.28	0.00	5,039.00	50,000.00	33,246.25	0.00	50,000.00	33,246.25	83,246.25	
29	Rita Kar Memorial Scholarship Fund	2007	50,000.00	28,207.25	78,207.25	0.00	2,016.00	20,000.00	4,282.60	0.00	20,000.00	4,282.60	24,282.60	
30	Marshadal Alom Mem. Endw Fund	2006	20,000.00	2,266.60	22,266.60	0.00	3,700.00	50,000.00	27,741.71	4,000.00	50,000.00	23,741.71	73,741.71	
31	Ajmal Foundation Prize for BA-LLB (Hons)	2008	50,000.00	24,041.71	74,041.71	0.00	3,863.00	50,000.00	26,211.71	4,000.00	50,000.00	22,211.71	72,211.71	
32	Ajmal Foundation Prize for B.Tech (IT)	2008	50,000.00	22,348.71	72,348.71	0.00	2,616.00	50,000.00	(2,930.14)	0.00	20,000.00	(2,930.14)	17,069.86	
33	Ananya Paul Memorial End. Award	2003	20,000.00	(4,946.14)	15,053.86	0.00	1,008.00	10,000.00	712.21	0.00	10,000.00	712.21	10,712.21	
34	Lal Behari Goola Mem. End. Fund	2003	10,000.00	(295.79)	9,704.21	0.00	1,008.00	10,000.00	3,411.69	0.00	10,000.00	3,411.69	13,411.69	
35	Lalit Sethi Mem. Endow. Fund	2002	10,000.00	2,403.69	12,403.69	0.00	1,007.00	10,000.00	3,411.69	1,000.00	10,000.00	2,411.69	12,411.69	
36	Laxminia Goola Mem. Endow. Fund	2003	10,000.00	2,404.69	12,404.69	0.00	2,519.00	25,000.00	7,576.75	2,000.00	25,000.00	5,576.75	30,576.75	
37	Haji Azam Ali Mem. Endow. Award	2004	25,000.00	5,057.75	30,057.75	0.00	2,519.00	25,000.00	8,572.80	2,000.00	25,000.00	6,572.80	31,572.80	
38	Maryam Azam Mem. Endow. Award	2004	25,000.00	6,053.80	31,053.80	0.00	1,010.00	10,000.00	419.19	0.00	10,000.00	419.19	10,419.19	
39	Surekha Khandewal Mem. Endow. Fund	2003	10,000.00	(590.81)	9,409.19	0.00	7,790.00	1,00,000.00	19,818.00	10,000.00	1,00,000.00	9,818.00	1,09,818.00	
40	Mukundadas Bhan Mem. Endow Fund	2009	1,00,000.00	12,028.00	1,12,028.00	0.00	9,288.00	1,00,000.00	20,373.65	8,000.00	1,00,000.00	12,373.65	1,12,373.65	
41	Ayridhi Bhattacharjee Mem. End. Fund	2014	1,00,000.00	11,085.65	1,11,085.65	0.00	9,288.00	1,00,000.00	20,347.12	8,000.00	1,00,000.00	12,347.12	1,12,347.12	
42	Sulimay Ch. Datta Roy. Mem. End. Fund	2014	1,00,000.00	11,059.12	1,11,059.12	0.00	0.00	1,00,000.00	0.00	3,000.00	1,00,000.00	(3,000.00)	97,000.00	
43	Kahitiah Ch. Das Memo. End. Fund	2016	1,00,000.00	0.00	1,00,000.00	0.00	0.00	1,00,000.00	0.00	0.00	1,00,000.00	0.00	1,00,000.00	
44	Haripada Chakraborty Memo.	2017	0.00	0.00	0.00	1,00,000.00	0.00	1,00,000.00	0.00	0.00	2,00,000.00	0.00	2,00,000.00	
45	Endowment Fund (New)	2017	0.00	0.00	0.00	2,00,000.00	0.00	2,00,000.00	0.00	0.00	2,00,000.00	0.00	2,00,000.00	
	TOTAL		11,76,500.00	7,17,160.61	18,93,660.61	3,00,000.00	1,08,848.00	14,76,500.00	8,26,008.61	68,257.75	14,76,500.00	7,57,750.86	22,34,250.86	

Notes:

- 1) The total of Columns 3 & 4 will appear as the Opening Balance in the Column "Endowment Funds" in Schedule 2, of Earmarked Funds forming part of the Balance Sheet.
- 2) The total of Col. 9 should be less than of Col. 8, as only the interest is to be used for the expenditure on the object of the endowments (except Endowments for Chairs).
- 3) There should not normally be a debit balance in the schedule. If in a rare case, there is a debit balance against any of the Endowment Funds, the debit balance should appear on the Assets side of the Balance Sheet as "Receivables", in Schedule-8 Loans, Advances & Deposits.
- 4) Endowment at Sl No. 33 to 39 have a common Bank Account & interest earned is proportionately distributed among the endowments.


FINANCE OFFICER


VICE-CHANCELLOR

ASSAM UNIVERSITY, SILCHAR


SCHEDULE 3 - CURRENT LIABILITIES & PROVISIONS

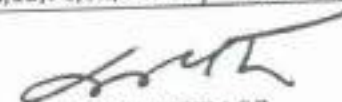
	(Amount in Rs.)	
	CURRENT YEAR	PREVIOUS YEAR
A. CURRENT LIABILITIES		
1. Deposits from Students :		
Student Caution Money		
Hostel Caution Money	1,53,14,473.69	1,44,01,852.69
2. Sundry Creditors	37,07,971.00	36,42,271.00
a) For Goods & Services (Outstanding Liabilities for Expenses)		
b) Others (Outstanding Liabilities for Assets)	11,86,77,976.20	10,69,13,423.00
3. Statutory Liabilities	64,15,47,005.00	25,51,80,816.00
a) VAT		
b) Income Tax	5,63,647.00	17,57,385.00
c) Group Savings Linked Insurance	0.00	-2,14,111.00
d) CEST (Service Tax)	2,18,792.00	8,590.00
d) Labour Cess	1,71,945.00	1,71,945.00
4. Other Current Liabilities	2,23,846.00	2,87,206.00
a) Sponsored Projects (Sub-Schedule 3A)		
b) Sponsored Fellowships & Scholarships (Sub-Schedule 3B)	12,01,24,355.71	13,15,40,391.78
c) Unutilised Grants (Sub-Schedule 3C)	74,42,593.00	1,43,43,482.00
Balance Carried to the next page	46,36,00,439.55	61,27,65,517.07
	1,37,15,93,044.15	1,14,07,98,768.54


FINANCE OFFICER


VICE-CHANCELLOR

	(Amount in Rs.)	
	1,37,15,93,044.15	1,14,07,98,768.54
Balance Brought from the Previous page		
d) Other Funds	6,84,150.54	6,46,658.54
1. Alumni Association Fund.	5,44,724.00	4,74,698.00
2. Magazine Fund.	26,47,152.00	21,88,352.00
3. Student Aid Fund.	1,12,517.00	1,39,752.00
4. Student Co- Curricular Fund.	58,26,199.00	1,08,83,465.00
5. Hostel Development Fund.	3,08,333.00	76,333.00
6. Hostel Maintenance Fund.	6,44,550.00	5,45,408.00
7. Students Health Insurance Scheme.	5,83,925.00	5,44,217.00
8. Suspense Account CPF- Diphu.	3,13,86,014.30	2,73,69,540.00
9. Course Fee Fund.	94,74,563.00	77,23,178.00
10. Department Development Fund.	0.00	0.00
11. AIEEE - Councelling Fee Receipt / Refund.	59,68,154.00	43,15,035.00
12. School Dev. Fund - SOT.	21,17,735.00	20,22,007.00
13. SOT - Fest / Industry Interface Fee Fund.	8,88,528.00	15,18,903.00
14. Sports Fee Receipt Fund.	0.00	1,62,71,432.00
15. Transport Fee receipt Fund.	0.00	0.00
16. CSAB [JEE (Main)- 2013]- Fee Remittance	0.00	41,075.00
17. Model Study Fee Fund.	19,970.00	0.00
18. Diphu Scholarship Fund.	0.00	24,833.28
19. Centre for Distance Education & Open Learning (CDEOL)	2,44,56,000.00	2,44,56,000.00
20. Grants for SIPDA 2013-14 (Min. of Social Justice)	4,76,98,292.32	4,54,92,115.32
21. PMMMNMTT Fund	8,72,99,429.00	8,16,38,474.00
22. Academic & Research Collaboration with Queens University, Belfast	88,13,111.00	66,15,375.95
e) Other Liabilities	1,15,218.00	74,500.00
f) Vendor Security Deposit	96,78,899.00	97,17,101.00
g) Other Security Deposit		
B. PROVISIONS:	20,75,13,143.00	0.00
a) Provision for Gratuity	31,90,88,604.00	0.00
b) Provision for Leave Encashment	2,13,74,62,255.31	1,38,35,77,221.63
TOTAL		


FINANCE OFFICER


VICE-CHANCELLOR

SUB-SCHEDULE 3A- SPONSORED PROJECTS

ASSAM UNIVERSITY, SILCHAR
2017-18

Sl. No.	Name of the Projects	Opening Balance as on 01-04-2017		Receipt/ Recoveries during the Year	TOTAL	Expenditure during the Year	Closing Balance as on 31-03-2018	
		Dr.	Cr.				Dr.	Cr.
		3	4				8	9
1	FIST Grant-Physics-Diphu Campus	0.00	1,47,004.72	4,725.00	1,51,729.72	77,280.00	0.00	74,449.72
2	Project On Colonial Cart. (UGC)-Vulli Dhanaraju	0.00	3,50,365.00	5,541.00	3,55,906.00	2,45,785.00	0.00	1,10,121.00
3	Project on Ecology, Cultur(ICSSR)-Vulli Dhanaraju	0.00	7,83,766.00	1,11,744.00	8,95,510.00	8,29,654.00	0.00	65,856.00
4	Project On Festivals. (ICSSR)- Prafulla Kr. Nath	0.00	0.00	30,000.00	30,000.00	24,857.00	0.00	5,143.00
5	Project on Folk Culture(NSC)-Anup Kr. Dey	0.00	1,51,519.00	1,23,564.00	2,75,083.00	1,24,834.00	0.00	1,50,249.00
6	Project on Governance of Power(ICSSR)-Bikash Ch. Das	0.00	24,743.00	30,000.00	54,743.00	30,000.00	0.00	24,743.00
7	Project on Indig(ICMR)-Somenath Bhat	0.00	19,394.00	0.00	19,394.00	17,600.00	0.00	1,794.00
8	Project on Rice in the (IGNCA)-Prafulla Kr. Nath	0.00	6,475.00	0.00	6,475.00	0.00	0.00	6,475.00
9	Project On Role of Nuclear(DST)-P V Reddy	0.00	0.00	27,51,000.00	27,51,000.00	47,123.00	0.00	27,03,877.00
10	Project on study of Pollen(UGC)-Robindra Teron	0.00	1,529.00	0.00	1,529.00	0.00	0.00	1,529.00
11	Project on Understanding the (BCIL)-Ramin H Begum	0.00	96,430.50	0.00	96,430.50	5,769.00	0.00	90,661.50
12	Seminar Grant-Assemese Deptt.	0.00	20,000.00	0.00	20,000.00	0.00	0.00	20,000.00
13	Seminar Grant From ICHR-Binayak Dutta-Diphu	0.00	90,000.00	0.00	90,000.00	0.00	0.00	90,000.00
14	UGC Research Award 2016-18-Robindra Teron	0.00	0.00	1,50,000.00	1,50,000.00	0.00	0.00	1,50,000.00
15	AICTE Grant to MBA Deptt	0.00	4,72,204.00	0.00	4,72,204.00	0.00	0.00	4,72,204.00
16	Basic Infrastructure(UGC)-CHEMISTRY	0.00	10,00,000.00	0.00	10,00,000.00	0.00	0.00	10,00,000.00
17	Basic Infrastructure(UGC)-ECOLOGY	0.00	10,69,673.00	0.00	10,69,673.00	0.00	0.00	10,69,673.00
18	Basic Infrastructure(UGC)-LIFE SCIENCE	0.00	57,588.00	0.00	57,588.00	0.00	0.00	57,588.00
19	Basic Infrastructure(UGC)-MATHEMATICS	0.00	2,96,150.00	0.00	2,96,150.00	0.00	0.00	2,96,150.00
20	Basic Infrastructure(UGC) - PHYSICS	0.00	8,92,375.00	0.00	8,92,375.00	0.00	0.00	8,92,375.00
21	Children Park at Univ. Campus	0.00	10,000.00	0.00	10,000.00	0.00	0.00	10,000.00
22	CIDC- AU Distance Learning Prog Rcpt.	0.00	38,14,132.00	3,123.00	38,17,255.00	0.00	0.00	38,17,255.00
23	Conference On recent Trends in - M Dutta Choudhury	0.00	4,25,000.00	0.00	4,25,000.00	0.00	0.00	4,25,000.00
24	COP(UGC) on Aquaculture & F.S. - D.Kar	0.00	7,92,047.00	45.00	7,92,092.00	2,353.00	0.00	7,89,739.00
25	CSIR Fellowship	0.00	19.00	3,46,000.00	3,46,019.00	3,46,000.00	0.00	19.00
26	CSIR/SRF Grant-P B B YAKTI	0.00	14,247.00	0.00	14,247.00	0.00	0.00	14,247.00
27	DAE/BRNS Project-Dr. A. K. Sen	39,724.00	0.00	0.00	-39,724.00	0.00	39,724.00	0.00
TOTAL (Carried Forward)		39,724.00	1,05,34,661.22	35,55,742.00	1,40,50,679.22	17,51,255.00	39,724.00	1,23,39,148.22

Sl. No.	Name of the Projects	Opening Balance as on 01-04-2017		Receipt/ Recoveries during the Year	TOTAL	Expenditure during the Year	Closing Balance as on 31-03-2018	
		Dr.	Cr.				Dr.	Cr.
1	2	3	4	5	6	7	8	9
	TOTAL (Brought Forward)	39,724.00	1,05,34,661.22	35,55,742.00	1,40,50,679.22	17,51,255.00	39,724.00	1,23,39,148.22
28	DBT-128 Project of Dr. S K Ghosh	0.00	2,47,181.00	38,145.00	2,85,326.00	5,165.00	0.00	2,79,161.00
29	DOS-DBT project of Dr. A K Das	0.00	23,403.00	0.00	23,403.00	0.00	0.00	23,403.00
30	DRDO Project-Dr. N V S Rao	0.00	19,258.00	0.00	19,258.00	0.00	0.00	19,258.00
31	DRDO Project-Dr. N V S Rao	0.00	21,782.00	0.00	21,782.00	0.00	0.00	21,782.00
31	DRL Project of Dr. Jayashree Rout	0.00	21,782.00	0.00	21,782.00	0.00	0.00	21,782.00
32	DRS Grant(JGC) to Biotechnology Dept.	0.00	84,474.00	0.00	84,474.00	10,000.00	0.00	74,474.00
33	Dst(New)/Design-Crystals-NVS Rao	0.00	1,75,359.00	0.00	1,75,359.00	0.00	0.00	1,75,359.00
34	DST(Old) Scheme on 'Design, Synthesis'-N V S Rao	0.00	3,27,202.00	0.00	3,27,202.00	0.00	0.00	3,27,202.00
35	DST Seminar Grants to Dr. A K Sen	0.00	86,063.00	0.00	86,063.00	0.00	0.00	86,063.00
36	DST/ SREC Project of Dr. C R Bhattacharjee	0.00	49,562.00	0.00	49,562.00	0.00	0.00	49,562.00
37	DST Travel Grant-Dr. A K Sen	0.00	1,08,935.00	0.00	1,08,935.00	0.00	0.00	1,08,935.00
38	DST Travel Grant-Dr. A K Sen	0.00	1,21,777.00	0.00	1,21,777.00	48,000.00	0.00	73,777.00
38	Fast Track Young Scientist(SERB)-Aparajita De	0.00	542.00	0.00	542.00	0.00	0.00	542.00
39	Fellowship Grant to Dr. J R Biswas	0.00	24,000.00	0.00	24,000.00	0.00	0.00	24,000.00
40	Fellowship (ICPR)to Monju Chutia	0.00	48,000.00	0.00	48,000.00	0.00	0.00	48,000.00
41	Fellowship to Kashrul Islam Laskar, Chemistry Dept.	0.00	4,10,607.00	68,788.00	4,79,395.00	4,48,054.00	0.00	30,341.00
42	FIST Grant- Mathematics Dept.	0.00	83,12,132.00	62,876.00	83,75,008.00	75,80,927.51	0.00	7,94,080.49
43	FIST Programme-Dept. of Chemistry	0.00	2,53,074.00	10,123.00	2,63,197.00	2,63,197.00	0.00	0.00
44	FIST Programme-Ecology Dept.	0.00	5,40,222.00	0.00	5,40,222.00	0.00	0.00	5,40,222.00
45	FIST Programme-Life Science Deptt.	0.00	5,40,222.00	0.00	5,40,222.00	0.00	54,032.00	0.00
46	FIST Programme of Physics Deptt.	54,032.00	0.00	0.00	-54,032.00	0.00	0.00	2,000.00
47	Fund From Indian Asso. of Parliam. on Debate	0.00	2,000.00	0.00	2,000.00	0.00	0.00	2,000.00
48	Grant for Computer Centre	0.00	6,79,879.00	0.00	6,79,879.00	0.00	0.00	6,79,879.00
49	Grant From Consortium for Educational Communication	0.00	75,000.00	0.00	75,000.00	0.00	0.00	75,000.00
50	Grant From Consortium for Educational Communication	0.00	12,500.00	0.00	12,500.00	0.00	0.00	12,500.00
51	Grant From ICSSR for NODAL Agency	0.00	15,000.00	0.00	15,000.00	0.00	0.00	15,000.00
52	Grant From Min. of Tr.Aff. for Thesis-Rajashree Roy	0.00	15,000.00	0.00	15,000.00	0.00	0.00	15,000.00
53	Grant From M/s. Feedback-to N S Rao & Dr. A Gupta	0.00	14,823.00	0.00	14,823.00	0.00	0.00	14,823.00
54	Grant From Turtle World for Ecology Deptt.	0.00	15,000.00	0.00	15,000.00	0.00	0.00	15,000.00
55	Grant From UGC for NET Coaching of Minority Cell	0.00	85,406.00	0.00	85,406.00	0.00	0.00	85,406.00
56	Grant From UGC-SC/ST Coaching for Entry Inservice	0.00	5,39,684.00	0.00	5,39,684.00	0.00	0.00	5,39,684.00
56	Grant-in-Aid From Min. of Women & Child Dev.	0.00	15,400.00	0.00	15,400.00	0.00	0.00	15,400.00
	TOTAL (Carried Forward)	93,756.00	2,28,42,926.22	37,35,874.00	2,64,84,844.22	1,01,08,598.51	93,756.00	1,64,70,001.71

Sl. No.	Name of the Projects	Opening Balance as on 01-04-2017		Receipt/ Recoveries during the Year	TOTAL	Expenditure during the Year	Closing Balance as on 31-03-2018	
		Dr.	Cr.				Dr.	Cr.
1	2	3	4	5	6	7	8	9
	TOTAL (Brought Forward)	93,756.00	2,28,42,926.22	37,35,674.00	2,64,84,844.22	1,01,08,698.51	93,756.00	1,64,70,001.71
57	Grants for North East Tribal Folklore	0.00	71,250.00	0.00	71,250.00	0.00	0.00	71,250.00
58	Grants From Shastri Institute of Indo-Canadian	0.00	1,17,000.00	0.00	1,17,000.00	0.00	0.00	1,17,000.00
59	Grants From UGC for SC/ST Cell	0.00	66,731.00	0.00	66,731.00	0.00	0.00	66,731.00
60	Grants From UNDP-Keya Sengupta	0.00	7,99,143.00	0.00	7,99,143.00	0.00	0.00	7,99,143.00
61	ICHR Grant to Dr. J Guite	0.00	1,05,000.00	0.00	1,05,000.00	0.00	0.00	1,05,000.00
62	ICSSR Capacity Building Prog.-Anup Barman	0.00	64,473.00	7,00,000.00	7,64,473.00	0.00	0.00	7,64,473.00
63	ICSSR Grant- Partha Pratim Paul	0.00	200.00	0.00	200.00	0.00	0.00	200.00
64	ICSSR Project- Adhrit Ch. Pati Tripathi	0.00	5,548.00	0.00	5,548.00	0.00	0.00	5,548.00
65	ICSSR Project- Sumanash Dutta	0.00	21,937.00	0.00	21,937.00	0.00	0.00	21,937.00
66	India U. K. Staff Exchange Programme- British Council	0.00	2,00,568.00	0.00	2,00,568.00	0.00	0.00	2,00,568.00
67	Indira Gandhi National Centre for the Arts- Lecture	0.00	40,000.00	0.00	40,000.00	0.00	0.00	40,000.00
68	Indo-Canadian Workshop-Abhik Gupta	0.00	2,86,504.00	0.00	2,86,504.00	0.00	0.00	2,86,504.00
69	Infinet Programme	0.00	1,30,542.00	0.00	1,30,542.00	0.00	0.00	1,30,542.00
70	ISRO/RESPOND Project-Dr. A K Sen	0.00	8,524.00	0.00	8,524.00	0.00	0.00	8,524.00
71	IUAC Project on 'Swift Heavyton- S. S. Nath	0.00	74,600.00	0.00	74,600.00	25,000.00	0.00	49,600.00
72	IUSSTF Fellowship Grant to - Sarbani Giri	0.00	1,86,000.00	0.00	1,86,000.00	0.00	0.00	1,86,000.00
73	J R F Grant to A Chakraborty	52,035.00	0.00	0.00	-52,035.00	0.00	52,035.00	0.00
74	Major Research Project(History)-Dr. R K De	0.00	21,482.00	0.00	21,482.00	0.00	0.00	21,482.00
75	Major Research Project of Dr. C RBhattacharjee	0.00	1,05,000.00	0.00	1,05,000.00	0.00	0.00	1,05,000.00
76	Major Research Project(UGC)- A.K. Balshya	0.00	41,571.00	0.00	41,571.00	0.00	0.00	41,571.00
77	MED-89 Project of Dr. S K Ghosh	0.00	6,63,613.00	31,905.00	6,95,518.00	4,49,483.00	0.00	2,46,035.00
78	Misc.Suspense Receipt	0.00	1,85,78,269.82	48,47,407.00	2,34,25,676.82	69,89,369.82	0.00	1,64,36,307.00
79	NBHM Grants From DAE	0.00	3,70,491.00	0.00	3,70,491.00	0.00	0.00	3,70,491.00
80	NCTE-NICE Project of Prof. N N Pandey	0.00	93,469.00	0.00	93,469.00	0.00	0.00	93,469.00
81	N.H.R.C Grant for Basic Human RAP	0.00	25,000.00	0.00	25,000.00	0.00	0.00	25,000.00
82	NPC-177 - S K Ghosh	0.00	2,59,188.00	28,393.00	2,87,581.00	78,750.00	0.00	2,08,831.00
83	NRB Project On Design...Permittibility N V S Rao	0.00	30,000.00	0.00	30,000.00	0.00	0.00	30,000.00
	TOTAL (Carried Forward)	1,45,791.00	4,52,09,030.04	93,43,379.00	5,44,06,618.04	1,76,51,201.33	1,45,791.00	3,69,01,207.71

Sl. No.	Name of the Projects	Opening Balance as on 01-04-2017		Receipt/ Recoveries during the Year	TOTAL	Expenditure during the Year	Closing Balance as on 31-03-2018	
		Dr.	Cr.				Dr.	Cr.
1	2	3	4	5	6	7	8	9
	TOTAL (Brought Forward)	1,45,791.00	4,52,09,030.04	93,43,379.00	5,44,06,618.04	1,76,61,291.33	1,45,791.00	3,69,01,207.71
		0.00	19,37,000.00	0.00	19,37,000.00	13,93,457.00	0.00	5,43,543.00
84	Projecton/Rhizosphere...(BCIL)-Piyush Pandey	0.00	4,86,997.00	0.00	4,86,997.00	3,41,471.00	0.00	1,47,526.00
85	Projecton/Above-Ground(SERB)-Tapasi Das	0.00	2,100.00	0.00	2,100.00	0.00	0.00	2,100.00
86	Project On/A Comparative-India-Mithra Dey	0.00	88,059.00	0.00	88,059.00	0.00	0.00	88,059.00
87	Projecton/a Comparative Study of (ICSSR)-N N Pandey	0.00	1,68,344.00	0.00	1,68,344.00	0.00	0.00	1,68,344.00
88	Project On/A Critical...British Policy-R T Iba	0.00	9,556.00	0.00	9,556.00	0.00	0.00	9,556.00
89	Project On/Acute Chronic Toxi...Barak Valley AGupta	0.00	25,031.00	0.00	25,031.00	0.00	0.00	25,031.00
90	Projecton/Adhunik(UGC)-P K Mishra	0.00	6,765.00	0.00	6,765.00	6,760.00	0.00	15.00
91	Projecton/A Multiple(ICSSR)-Shrabanti Maly	0.00	61,151.00	3,57,060.00	4,18,211.00	3,64,835.00	0.00	53,376.00
92	Projecton/Analysisof Gen(CSIR)-Amitabh Bhat	0.00	12,500.00	12,500.00	25,000.00	12,500.00	0.00	12,500.00
93	Project On/An Analytical Study...Mahfauz-M. Rahman	0.00	1,28,052.00	0.00	1,28,052.00	0.00	0.00	1,28,052.00
94	Projecton/an Investigation(UGC)-Sumit Saha	0.00	80,671.00	0.00	80,671.00	50,000.00	0.00	30,671.00
95	Projecton/Application...Hot Air(Sameer)-SSNath	0.00	12,05,613.00	5,22,917.00	17,28,530.00	9,66,772.00	0.00	7,61,758.00
96	Projecton/Assess. of Carbon(SERB)-A.J. Nath	0.00	3,41,712.00	59,400.00	4,01,112.00	3,65,228.00	0.00	35,884.00
97	Projecton/Assessment of(CSIR)-Ashesh K Das	0.00	12,224.00	0.00	12,224.00	0.00	0.00	12,224.00
98	Projecton/Assessment of(SERB)-A J Nath	0.00	1,876.00	0.00	1,876.00	1,876.00	0.00	0.00
99	Projecton/A Study of Financial(ICSSR)-Joyeeta Deb	0.00	10,070.00	0.00	10,070.00	0.00	0.00	10,070.00
100	Project On/A Study on Diversity(UGC)-Debjyoti Bha	0.00	5,75,561.00	2,00,000.00	7,75,561.00	97,361.00	0.00	6,78,200.00
101	Projecton/ Barak Upaty LSKosh(UGC)-Bela Das	0.00	0.00	11,71,000.00	11,71,000.00	2,13,328.00	0.00	9,57,672.00
102	Projecton/Biochemical...Cultivars-Shuvashish Chou	0.00	29,88,000.00	13,200.00	30,01,200.00	5,93,480.00	0.00	24,07,720.00
103	Projecton/Biodiesel Prod...NEI-Jayashree Rout	0.00	1,45,385.00	5,08,448.00	6,53,833.00	6,03,596.00	0.00	50,237.00
104	Projecton/Biomonitoring of Pe(Indo-Aus)-Abhik Gupta	0.00	3,35,080.00	1,703.00	3,36,783.00	3,36,783.00	0.00	0.00
105	Projecton/Bio-Rem(DBT)- Piyush Pandey	0.00	1,65,154.00	0.00	1,65,154.00	0.00	0.00	1,65,154.00
106	Project On/Bio-Tech(DBT)-Dr. Devasish Kar	0.00	2,714.00	0.00	2,714.00	0.00	0.00	2,714.00
107	Project On/Characterisation...N.E India-J.Rout	0.00	69,237.93	0.00	69,237.93	0.00	0.00	69,237.93
108	Projecton/Characterisation of Tight(BCIL-DBT)-SGin	0.00	18,804.00	0.00	18,804.00	0.00	0.00	18,804.00
109	Project On/Chemistry(DST)-SK. Jasimuddin	53,093.00	0.00	0.00	-53,093.00	0.00	53,093.00	0.00
110	Project On/Chirality in...Interactions/Dr. NVS Rao	0.00	71,527.00	13,05,052.00	13,76,579.00	7,70,500.00	0.00	6,06,079.00
111	Project On/Creationof Bif-A.D. Talukdar/MDC(NEW)	0.00	3,26,457.00	3,41,056.00	6,67,513.00	4,57,030.00	0.00	2,10,483.00
112	Projecton/Decentra...Tripura- Debotosh Chakraborty	0.00	0.00	1,38,35,715.00	6,81,23,501.97	2,42,25,968.33	1,98,884.00	4,40,90,417.64
	TOTAL (Carried Forward)	1,98,884.00	5,44,86,670.97	1,38,35,715.00	6,81,23,501.97	2,42,25,968.33	1,98,884.00	4,40,90,417.64

Sl. No.	Name of the Projects	Opening Balance as on 01-04-2017		Receipt/ Recoveries during the Year	TOTAL	Expenditure during the Year	Closing Balance as on 31-03-2018	
		Dr.	Cr.				Dr.	Cr.
1	2	3	4	5	6	7	8	9
	TOTAL (Brought Forward)	1,98,884.00	5,44,86,670.97	1,38,35,715.00	6,81,23,501.97	2,42,25,968.33	1,98,884.00	4,40,96,417.64
113	Projecton/design&Dev(UGC)-Mukul Samraht	0.00	1,235.00	0.00	1,235.00	0.00	0.00	1,235.00
114	Project OnDeterminants(ICSSR)-Keya Sengupta	0.00	88,441.00	0.00	88,441.00	0.00	0.00	88,441.00
115	ProjectonDeterminas...Manipur-H Ramananda Singh	0.00	6,54,000.00	0.00	6,54,000.00	0.00	0.00	6,54,000.00
116	Projecton'Dev & Com. of SODAR(SAMEER)-SS Nath	0.00	70,088.00	0.00	70,088.00	0.00	0.00	70,088.00
117	Projecton'Dev. & Current(UGC)-Indu Swami	0.00	1,00,000.00	0.00	1,00,000.00	0.00	0.00	1,00,000.00
118	Projecton'dev. of A Portable(NHB)-Prasanna Kr GV	0.00	43,955.00	0.00	43,955.00	0.00	0.00	43,955.00
119	Projecton'Dev. of Carbon. VLSI (UGC)-Debasprasad Das	0.00	1,12,314.00	30,000.00	1,42,314.00	51,877.00	0.00	90,437.00
120	ProjectonDictionary of the(UGC)-Rama Kanta Das	0.00	9,325.00	0.00	9,325.00	0.00	0.00	9,325.00
121	Projecton'directed Self(SERB)Appl-Himadri Acharya	0.00	3,849.00	0.00	3,849.00	0.00	0.00	3,849.00
122	Projecton'Diversity..Biodiver. Hotspot-Tapati Das	0.00	9,21,406.00	4,00,000.00	13,21,406.00	4,22,572.00	0.00	8,98,834.00
123	Projecton'diversity of Aquatic(SERB)-Susmita Gupta	0.00	8,023.00	0.00	8,023.00	0.00	0.00	8,023.00
124	Projecton'DNA-Deco. Sensing-NRB-342-Sudip Choudhury	0.00	21,57,454.00	3,19,086.71	24,76,540.71	7,58,339.00	0.00	17,18,201.71
125	Projecton'Dust and Magnetic ... Clouds-A.K. Sen	0.00	11,67,800.00	15,571.00	11,83,371.00	4,40,484.00	0.00	7,42,887.00
126	Project On'Ecological. Wetland B.Vallay-Dr.S.Gupta	2,02,499.00	0.00	2,02,800.00	301.00	301.00	0.00	0.00
127	Project On'Education Ancient India'	0.00	8,700.00	0.00	8,700.00	0.00	0.00	8,700.00
128	Project On'Effectiveness--Assam'Partha Sarkar	0.00	44.00	0.00	44.00	0.00	0.00	44.00
129	Projecton'Effect of Diet Restr. Dis-Anupom Borah	0.00	10,53,009.00	8,01,320.00	18,54,329.00	10,30,000.00	0.00	8,24,329.00
130	Projecton'effect of Heavy(BCIL)-S. Roy Choudhury	0.00	22,294.00	0.00	22,294.00	22,274.00	0.00	20.00
131	Projecton'effect of Hyper(BCIL)-Anupam Borah	0.00	97,597.00	0.00	97,597.00	84,397.00	0.00	13,200.00
132	Project On'Elem(GBP/IED)-C R Bhattacharjee	0.00	2,33,620.00	0.00	2,33,620.00	0.00	0.00	2,33,620.00
133	Projecton'Endangered Lan. NEI-Bhagirathi Biswas	0.00	3,20,000.00	0.00	3,20,000.00	3,20,000.00	0.00	0.00
134	Project On'Endangered (UGC)-M Dutta Choudhury	0.00	1,05,090.00	0.00	1,05,090.00	0.00	0.00	1,05,090.00
135	Projecton'Enhancing Drought. Appro..S.K.Panda	0.00	10,86,653.00	18,303.00	11,04,956.00	6,88,554.00	0.00	4,16,402.00
136	Project On'Establishment of. Hubs-MDChoudhury	0.00	38,947.55	4,03,560.00	4,42,507.55	4,24,500.00	0.00	18,007.55
137	Projecton'Ethnicity.Terro(ICSSR)-Debasish Bhat(Ben)	0.00	1,60,000.00	0.00	1,60,000.00	1,60,000.00	0.00	0.00
138	Project On'Ethnomedico--?Dr. M Dutta Choudhury	2,758.00	0.00	0.00	-2,758.00	0.00	2,758.00	0.00
139	Project On'Evaluation--Methods(DBT-BCIL)SKGhosh	0.00	2,500.00	0.00	2,500.00	0.00	0.00	2,500.00
140	Projecton'evaluation of Anta(DBT)- GDSharmaHK Pra	0.00	31,500.00	525.00	32,025.00	31,500.00	0.00	525.00
141	Projecton'Evaluationof Hyd(UGC)-K KrishnakanSingh	0.00	1,78,150.00	0.00	1,78,150.00	0.00	0.00	1,78,150.00
	TOTAL (Carried Forward)	4,04,141.00	6,31,52,665.52	1,60,26,880.71	7,87,85,405.23	2,86,60,766.33	2,01,642.00	5,03,26,280.90

Sl. No.	Name of the Projects	Opening Balance as on 01-04-2017		Receipt/ Recoveries during the Year	TOTAL	Expenditure during the Year	Closing Balance as on 31-03-2018	
		Dr.	Cr.				Dr.	Cr.
1	2	3	4	5	6	7	8	9
	TOTAL (Brought forward)	4,04,141.00	6,31,62,665.52	1,60,26,880.71	7,87,85,405.23	2,86,60,766.33	2,01,642.00	5,03,26,280.99
142	Projecton Evaluation of Indigenous(DST)-J Rout	0.00	41,482.00	0.00	41,482.00	20,000.00	0.00	21,482.00
143	Projecton Exact Analysis(UGC)-Sanjib Sengupta	0.00	464.00	0.00	464.00	0.00	0.00	464.00
144	Projecton Exclusionof(ICSSR)-Nirakar Malik	0.00	6,54,380.00	0.00	6,54,380.00	0.00	0.00	6,54,380.00
145	Projecton exploration(BCIL)-Jayashree Rout	0.00	27,724.00	15,731.00	43,455.00	25,510.00	0.00	17,945.00
146	Projecton Exploring Fungal(DBT-BCIL)-HimangshuPrasa	0.00	72,743.00	0.00	72,743.00	72,743.00	0.00	0.00
147	Projecton Family Lajeu(SERB)-Sudipa Das	0.00	3,97,270.00	7,50,000.00	11,47,270.00	8,81,235.00	0.00	2,66,035.00
148	Project On Feasibility(NEEPCO) -Devasish Kar	0.00	22,942.00	0.00	22,942.00	0.00	0.00	22,942.00
149	Project On Formulation and. (UGC) A P- Tapati Das	0.00	1,87,400.00	0.00	1,87,400.00	0.00	0.00	1,87,400.00
150	Projecton Functional Gen. Assam Rice-S.K. Panda	0.00	15,55,000.00	0.00	15,55,000.00	1,02,619.00	0.00	14,52,381.00
151	Project On G6PD-Ramie H Begom	0.00	2,30,102.50	0.00	2,30,102.50	2,13,214.00	0.00	16,888.50
152	Projecton Gender Issues(ICSSR)-GPPandey	0.00	21,507.00	0.00	21,507.00	0.00	0.00	21,507.00
153	Projecton Genome. Rices From NER-S.K. Panda	0.00	24,49,303.00	39,766.00	24,89,071.00	14,52,942.00	0.00	10,36,129.00
154	Project On Habitat... G:s Tools. Devasish Kar	0.00	17,691.00	0.00	17,691.00	0.00	0.00	17,691.00
155	Project On Habitat (Min. Env. Fo) Diversity-D Kar	0.00	1,49,222.00	0.00	1,49,222.00	0.00	0.00	1,49,222.00
156	Project On H-Bonded(DAE)-NVS Rao	0.00	50,144.00	0.00	50,144.00	0.00	0.00	50,144.00
157	Projecton History of Tribes(UGC)-J Guta	0.00	29,644.00	0.00	29,644.00	0.00	0.00	29,644.00
158	Projecton Identific. Arabica L-Ravi Rajwanshi	0.00	0.00	17,50,000.00	17,50,000.00	1,08,425.00	0.00	16,41,575.00
159	Projecton Identification & Cha. DNA-Diwakar Kumar	0.00	11,41,521.00	9,27,500.00	20,69,021.00	18,81,554.00	0.00	2,07,467.00
160	Projecton Identity, Protest(ICSSR)-Charvak	0.00	5,83,267.00	0.00	5,83,267.00	2,89,758.00	0.00	3,13,509.00
161	Projecton Image IDGP-SKG/Yasmin Choudhury	0.00	23,43,000.00	15,620.00	23,58,620.00	4,49,011.00	0.00	19,09,609.00
162	Projecton Impact of Decen(ICSSR)-Harsha S.	0.00	18,556.00	0.00	18,556.00	0.00	0.00	18,556.00
163	Projecton Impact of Field(ICSSR)-Niranjan Roy	0.00	12,780.00	0.00	12,780.00	12,780.00	0.00	0.00
164	Project On Impact of Radio Listening. G.P. Pandey	1,66,800.00	0.00	1,60,800.00	-6,000.00	0.00	6,000.00	0.00
165	Projecton Impact of RH Assam-Piyush Pandey	0.00	0.00	81,52,000.00	81,52,000.00	3,57,945.00	0.00	77,94,055.00
166	Projecton Impact of TV Advertisement-G.P. Pandey	0.00	2,00,000.00	2,00,000.00	4,00,000.00	3,20,000.00	0.00	80,000.00
167	Projecton Implementation(DEITY)-Bhagaban Swain	0.00	2,650.00	0.00	2,650.00	0.00	0.00	2,650.00
168	Projecton Inclusion. B Valley of Assam-G Albin Jo	0.00	0.00	1,37,500.00	1,37,500.00	0.00	0.00	1,37,500.00
169	Project On In Situ(GBPIHED)-Dr Abhk Gupta	0.00	4,765.00	0.00	4,765.00	0.00	0.00	4,765.00
170	Projecton Instt. for(UGC)BODO-N Bjen Meetei	0.00	3,27,053.00	2,54,400.00	5,81,453.00	4,35,103.00	0.00	1,46,350.00
	TOTAL (Carried Forward)	5,70,941.00	7,37,03,276.02	2,84,30,199.71	10,15,62,534.73	3,62,43,695.33	2,07,642.00	6,65,26,571.40

Sl. No.	Name of the Projects	Opening Balance as on 01-04-2017		Receipt/ Recoveries during the Year	TOTAL	Expenditure during the Year	Closing Balance as on 31-03-2018	
		Dr.	Cr.				Dr.	Cr.
1	2	3	4	5	6	7	8	9
	TOTAL (Brought Forward)	5,70,941.00	7,37,03,276.02	2,84,30,199.71	10,15,62,534.73	3,52,43,806.33	2,07,642.00	8,65,26,571.40
171	Project On'Interaction of Vanadate. -Prodip C.Paul	0.00	78,708.00	0.00	78,708.00	78,708.00	0.00	0.00
172	Project On'Investigation(DST)-S Giri	66,420.00	0.00	0.00	-66,420.00	0.00	66,420.00	0.00
173	Project on'Investigation on Anticancer(DBT)-SK Ghosh	0.00	7,000.00	0.00	7,000.00	0.00	0.00	7,000.00
174	Project on'Investigations. Carcin. -Yasmin Choudhury	0.00	0.00	48,78,000.00	48,78,000.00	2,39,170.00	0.00	48,38,830.00
175	Project on'Investi. Molec. Garcinol-Anupom Borah	0.00	39,85,000.00	0.00	39,85,000.00	1,72,746.00	0.00	38,12,254.00
176	Project On'Isolation, Identification... M Dutta Chy	3,52,333.82	0.00	0.00	-3,52,333.82	0.00	3,52,333.82	0.00
177	Project on'MHRD Scheme on GIAN-A.K. Sen	0.00	3,52,158.14	51,696.00	4,03,854.14	3,52,157.00	0.00	51,697.14
178	Project on'Microbial Roles(BCIL)-Piyush Pandey	0.00	20,29,000.00	0.00	20,29,000.00	19,60,254.00	0.00	68,746.00
179	Project On'Modeling-Velocity Slip/Deviyoti Biswas	0.00	2,12,877.00	0.00	2,12,877.00	0.00	0.00	2,12,877.00
180	Project on'molecular Anal(BCIL) (AB-4)-Amitabha Bhat	0.00	6,58,533.00	1,739.00	6,61,272.00	6,61,272.00	0.00	0.00
181	Project on'molecular Asse(SERB)-Jayaashree Rout	0.00	1,78,456.00	0.00	1,78,456.00	1,50,000.00	0.00	28,456.00
182	Project On'Molecular Characte... Manipur -PBMazumder	0.00	60,684.17	0.00	60,684.17	0.00	0.00	60,684.17
183	Project On'Molecular Char(BCIL)-Amitabha Bhat	0.00	5,002.00	0.00	5,002.00	0.00	0.00	5,002.00
184	Project on'Molecular Insight. Marker-Amitabh Bhatta	0.00	0.00	13,32,000.00	13,32,000.00	9,75,611.00	0.00	3,56,389.00
185	Project on'Molecular insight. Slap. -Amitabh Bhatt	0.00	0.00	10,30,000.00	10,30,000.00	7,62,344.00	0.00	2,47,656.00
186	Project On'Molecular Mechani (SERB)-P K Shukla	0.00	3,66,655.00	0.00	3,66,655.00	2,03,856.00	0.00	1,62,799.00
187	Project on'Molecular Mech(DBT)- Anupam Borah	0.00	5,00,900.00	856.00	5,01,756.00	3,99,450.00	0.00	1,02,306.00
188	Project on'Molecular&Str. DNA Dono. -Diwakar Kumar	0.00	47,98,916.00	10,56,476.00	58,55,392.00	41,30,119.00	0.00	17,25,273.00
189	Project on'Multifunctioning(BCIL-DBT)-SujitK Ghosh	0.00	50,327.00	0.00	50,327.00	12,500.00	0.00	37,827.00
190	Project on'Mutual Fund(UGC)-R K Raul	0.00	3,44,500.00	0.00	3,44,500.00	0.00	0.00	3,44,500.00
191	Project on'Nanoassisted C60(DBT-BCIL)-D Sengupta	0.00	1,53,067.00	0.00	1,53,067.00	1,53,067.00	0.00	0.00
192	Project on'Nitronium and Su(DBT)-DSengupta	0.00	21,444.00	0.00	21,444.00	0.00	0.00	21,444.00
193	Project on'Nitronium and Su(DBT)-S K Ghosh	0.00	59,460.00	0.00	59,460.00	0.00	0.00	59,460.00
194	Project on'Pangs of Margin(UGC)-Dipendu Das	0.00	10,900.00	0.00	10,900.00	0.00	0.00	10,900.00
195	Project on'physiologyand Molecular(DBT)-S K Panda	0.00	0.00	1,253.00	1,253.00	1,253.00	0.00	0.00
196	Project On'Phytochemical Anal-Ofse-MDChoudhury	0.00	90,500.00	0.00	90,500.00	90,500.00	0.00	0.00
197	Project on'phytochemical(SERB)-S Choudhury	0.00	2,37,286.00	0.00	2,37,286.00	0.00	0.00	2,37,286.00
198	Project on'phytochemical(UGC)-Anupam Das Taluker	0.00	3,877.00	50,312.00	54,189.00	0.00	0.00	54,189.00
199	Project On'Phytochemical-(UGC)-SChoudhury	0.00	5,981.00	0.00	5,981.00	0.00	0.00	5,981.00
	TOTAL (Carried Forward)	9,89,694.82	8,79,16,507.33	3,68,32,533.71	12,37,58,346.22	4,56,06,612.33	6,26,395.82	7,87,78,129.71

Sl. No.	Name of the Projects	Opening Balance as on 01-04-2017		Receipt/ Recoveries during the Year	TOTAL	Expenditure during the Year	Closing Balance as on 31-03-2018	
		Dr.	Cr.				Dr.	Cr.
1	2	3	4	5	6	7	8	9
	TOTAL (Brought Forward)	9,89,894.82	8,79,15,507.33	3,68,32,533.71	12,37,58,346.22	4,58,06,512.33	6,26,395.82	7,87,78,129.71
200	Projecton Polarimetric Study... Telescopes-A.K. Sen	0.00	2,77,012.00	2,63,721.00	5,40,733.00	1,16,733.00	0.00	4,24,000.00
201	Projecton Positive Youth Dev... (RGNIYD)-G.A. Joseph	0.00	1,31,806.00	0.00	1,31,806.00	1,18,678.00	0.00	12,926.00
202	Projecton Potential... Lines-Mahuya Sengupta	0.00	47,655.00	1,80,000.00	2,27,655.00	22,500.00	0.00	2,05,155.00
203	Project On Poverty Environment... Assam'-Alok Sen	0.00	32,232.00	0.00	32,232.00	0.00	0.00	32,232.00
204	Projecton Prediction... Study-ADT&M.Dutta Choudhury	0.00	0.00	5,50,000.00	5,50,000.00	0.00	0.00	5,50,000.00
205	Projecton Predictors of... India-Ajay Kr. Singh	0.00	0.00	1,31,250.00	1,31,250.00	0.00	0.00	1,31,250.00
206	Projecton Preparation of II (SERB)-SS Nath	0.00	55,422.00	0.00	55,422.00	0.00	0.00	55,422.00
207	Projecton preventing, Exdn(DBT)-Aparajita De	0.00	2,14,581.00	3,15,853.00	5,30,434.00	2,86,800.00	0.00	2,43,634.00
208	Projecton Priority Sector AGVB(ICSSR)-Kingshuk Adhi	0.00	0.00	40,000.00	40,000.00	0.00	0.00	40,000.00
209	Project On Production of Dried Honey... Technique'	0.00	1,27,739.00	0.00	1,27,739.00	0.00	0.00	1,27,739.00
210	Projecton Production of Phy. Mitiga-Arunjyoti Nath	0.00	0.00	60,65,000.00	60,65,000.00	29,24,153.00	0.00	31,40,847.00
211	Projecton Rare Earth Metal(MES)-MF Hussain	0.00	1,59,213.00	4,829.00	1,64,042.00	0.00	0.00	1,64,042.00
212	Projecton RCH Care Services(ICMR)-Kathiresan L	0.00	35,475.00	0.00	35,475.00	0.00	0.00	35,475.00
213	Project On Red Rust(DST)-D Bora	0.00	82,646.00	0.00	82,646.00	0.00	0.00	82,646.00
214	Project on 'regeneration(UGC)... Assam'-A J Nath	0.00	40,457.00	40,743.00	81,200.00	70,868.00	0.00	10,332.00
215	Projecton ribotyping of (DBT)-P B Mazumder	0.00	2,45,284.42	0.00	2,45,284.42	2,45,284.00	0.00	0.42
216	Project On Sex Education(ICSSR)-G Mishra	0.00	26,842.00	0.00	26,842.00	0.00	0.00	26,842.00
217	Project On 'Socio-Eco(NEERC)-Dr. Niranjan Roy	0.00	6,959.00	0.00	6,959.00	0.00	0.00	6,959.00
218	Projecton strain improve(DBT)-Himanshu Prasad	0.00	12,500.00	334.00	12,834.00	7,834.00	0.00	5,000.00
219	Projecton structure(DST-2)-P Mondal	0.00	7,55,185.00	0.00	7,55,185.00	5,01,480.00	0.00	2,53,725.00
220	Project On Structure(DST-P-1) P Mondal	0.00	29,099.00	29,099.00	58,198.00	58,198.00	0.00	0.00
221	Projecton Studies... AOX1&ND82-S.K. Panda	0.00	0.00	9,76,700.00	9,76,700.00	0.00	0.00	9,76,700.00
222	Project On Studies on Diversity...-D.C.Roy	31,367.00	0.00	0.00	-31,367.00	0.00	31,367.00	0.00
223	Projecton Studies on the Path(BCIL-DBT)-Munish Kulkarni	0.00	49,160.86	0.00	49,160.86	48,734.00	0.00	2,426.86
224	Projecton study of Arginine(SERB)-Himangshu K Prasad	0.00	17,546.00	0.00	17,546.00	0.00	0.00	17,546.00
225	Projecton study of Light(SERB)-Himadri S. Das	0.00	1,174.00	0.00	1,174.00	0.00	0.00	1,174.00
226	Projecton synergistic(DBT)-S Choudhury	0.00	66,701.00	0.00	66,701.00	0.00	0.00	66,701.00
227	Projecton Synth... 018..047..Provide.-Rajib Panchadh	0.00	19,45,000.00	0.00	19,45,000.00	4,38,452.00	0.00	15,06,548.00
228	Projecton Synthesis & Spectro(SERB)-TSanjay Singh	0.00	3,96,848.00	0.00	3,96,848.00	3,11,448.00	0.00	85,400.00
	TOTAL (Carried Forward)	10,21,061.82	9,26,72,044.51	4,54,30,052.71	13,70,61,045.50	5,07,55,954.33	6,57,762.82	8,69,82,853.99

Sl. No.	Name of the Projects	Opening Balance as on 01-04-2017		Receipt/ Recoveries during the Year	TOTAL	Expenditure during the Year	Closing Balance as on 31-03-2018	
		Dr.	Cr.				Dr.	Cr.
1	2	3	4	5	6	7	8	9
	TOTAL (Brought Forward)	10,21,061.82	9,26,72,044.61	4,54,30,062.71	13,70,81,045.50	5,07,65,954.33	6,57,762.82	8,69,82,853.99
229	Project On'Synthesis, Struc(UGC)-T Sanjoy Singh	0.00	0.00	0.00	0.00	10,400.00	10,400.00	0.00
230	Project On'Synthesis(UGC)-NVS Rao	0.00	11,000.00	0.00	11,000.00	0.00	0.00	11,000.00
231	Projecton' the Limit(ICPR)-A Nataraju	0.00	13,168.00	0.00	13,168.00	0.00	0.00	13,168.00
232	Projecton'The Sculptural...Arakan-V.K. Rao	0.00	6,31,400.00	0.00	6,31,400.00	6,31,400.00	0.00	0.00
233	Projecton'Three Legal-Barunjoy Chy	0.00	1,80,000.00	0.00	1,80,000.00	1,80,000.00	0.00	0.00
234	Project On'Tree Diversity. NE India-Tapasi Das	0.00	36,468.00	1,98,532.00	2,35,000.00	2,35,000.00	0.00	0.00
235	Projecton'Unders. Acid NE India-S.K. Panda	0.00	51,21,329.00	51,431.00	51,72,760.00	47,93,479.20	0.00	3,79,280.80
236	Projecton'Use of Constructed (DST)-Abhik Gupta	0.00	3,42,596.00	0.00	3,42,596.00	1,64,838.00	0.00	1,57,758.00
237	Projecton'Validation(BCIL-DBT)-S K Ghosh	0.00	1,24,834.00	0.00	1,24,834.00	75,000.00	0.00	49,834.00
238	Projecton'Validation...NEI Antican.-A.D Talukdar	0.00	38,90,000.00	13,17,303.00	52,07,303.00	11,03,884.00	0.00	41,03,419.00
239	Projecton'Workshop,Inno(ICSSR)-Ananta Kr. Jena	0.00	40.00	0.00	40.00	0.00	0.00	40.00
240	Rajiv Gandhi National Fellowship for ST Candidates	49,538.00	0.00	0.00	-49,538.00	0.00	49,538.00	0.00
241	Rajiv Gandhi National Fellowship SC Candidates	0.00	44,43,217.00	18,95,862.00	63,38,879.00	16,32,154.00	0.00	47,06,725.00
242	Refresher Course	0.00	7,73,616.00	0.00	7,73,616.00	0.00	0.00	7,73,616.00
243	SAP Grant From UGC-Bengali	0.00	4,02,172.00	1,97,174.00	5,99,346.00	0.00	0.00	5,99,346.00
244	SAP Grant From UGC- Biotechnology	0.00	6,08,814.36	16,277.00	6,25,091.36	2,41,459.00	0.00	3,83,632.36
245	SAP Grant From UGC- Ecology	0.00	6,07,921.00	24,079.00	6,32,000.00	90,336.00	0.00	5,41,664.00
246	SAP Grant From UGC-Mathematics	0.00	3,56,003.00	68,702.00	4,24,705.00	4,70,515.00	45,810.00	0.00
247	SAP Grant From UGC- Philosophy	0.00	7,82,118.00	48,360.00	8,30,466.00	7,82,116.00	0.00	48,350.00
248	SAP Grant From UGC-Physics	0.00	25,380.88	14,653.00	40,033.88	0.00	0.00	40,033.88
249	SAP Grants From UGC-Chemistry	0.00	7,45,630.05	35,244.00	7,81,074.05	0.00	0.00	7,81,074.05
250	SAP Grants From UGC-Fine Arts	0.00	27,519.00	14,73,348.00	15,00,867.00	1,50,074.00	0.00	13,50,793.00
251	SAP Grants From UGC-HINDI	0.00	21,68,348.00	17,322.00	21,85,670.00	0.00	0.00	21,85,670.00
252	SAP Grants From UGC- Life Science	0.00	49,23,437.00	4,025.00	49,27,462.00	33,21,191.00	0.00	16,06,271.00
253	Scholarship/Stipend of Students	0.00	6,39,768.00	4,21,465.00	10,61,233.00	4,14,465.00	0.00	6,46,768.00
254	Seminar On'Civil Society State Human Rights-	0.00	12,150.00	0.00	12,150.00	0.00	0.00	12,150.00
255	Seminaron'Culture Soc. Ident.(ICHR)-Bela Das	0.00	50,000.00	0.00	50,000.00	50,000.00	0.00	0.00
256	Seminar On'Encounter--NE India'-Sajal Nag	0.00	2,32,500.00	0.00	2,32,500.00	0.00	0.00	2,32,500.00
257	Seminar On 'Partnership for Canadian & Indian Pers	0.00	84,980.00	0.00	84,980.00	0.00	0.00	84,980.00
	TOTAL (Carried Forward)	10,70,599.82	11,99,06,651.90	5,12,13,629.71	17,00,49,681.79	6,51,32,265.53	7,63,510.82	10,66,90,927.08

Sl. No.	Name of the Projects	Opening Balance as on 01-04-2017		Receipt/ Recoveries during the Year	TOTAL	Expenditure during the Year	Closing Balance as on 31-03-2018	
		Dr.	Cr.				Dr.	Cr.
1	2	3	4	5	6	7	8	9
	TOTAL (Brought Forward)	10,70,599.82	11,99,06,651.90	5,12,13,629.71	17,00,49,681.79	6,51,22,266.53	7,83,510.82	10,56,90,927.08
258	Seminar OnProspects of Tea Industry NE - BKDutta	0.00	5,000.00	0.00	5,000.00	0.00	0.00	5,000.00
259	Seminar On'Sexuality, Gender(ICSSR)-Diphu Campus	0.00	72,000.00	0.00	72,000.00	0.00	0.00	72,000.00
260	Seminar On'Water Resource-21st Century'- A Gupta	64,533.00	0.00	0.00	-64,533.00	0.00	64,533.00	0.00
261	Seminar On Human Dev-Niranjan Roy	10,000.00	0.00	10,000.00	0.00	0.00	0.00	0.00
262	SODIS Project-EAWAG Switzerland-A. Gupta	0.00	7,02,744.00	0.00	7,02,744.00	0.00	0.00	7,02,744.00
263	UGC-BSR Research Start-Up Grant-Partha Pait	0.00	6,00,000.00	0.00	6,00,000.00	4,04,788.00	0.00	1,95,212.00
264	UGC-DAE-CSR Project-II-Bidhan Mohanta	0.00	0.00	2,29,800.00	2,29,800.00	1,63,162.00	0.00	66,638.00
265	UGC-DAE CSR Project to Bidhan Mohanta	0.00	22,999.00	45,000.00	67,999.00	67,999.00	0.00	0.00
266	UGC-Infonet Programme	0.00	1,22,746.00	0.00	1,22,746.00	0.00	0.00	1,22,746.00
267	UGC-JRF Fellowship	0.00	23,20,114.00	40,000.00	23,60,114.00	40,000.00	0.00	23,20,114.00
268	UGC Research Fellowship ForMeritoriousStudents-BSR	4,11,562.00	0.00	0.00	-4,11,562.00	16,53,850.00	20,65,412.00	0.00
269	Upendra Brahma Memorial Hall	0.00	93,254.00	1,32,798.00	2,26,052.00	0.00	0.00	2,26,052.00
270	V C P Project(IIRS)-S.C.Garkoti	0.00	97,198.00	0.00	97,198.00	0.00	0.00	97,198.00
271	Workshop On'Future Prospects of TE Industry in B V'	5,000.00	0.00	0.00	-5,000.00	0.00	5,000.00	0.00
272	Workshop on Research Methodology in Basic Sc.	0.00	55,000.00	0.00	55,000.00	0.00	0.00	55,000.00
273	Workshop on International Humanitarian Law	0.00	70,000.00	0.00	70,000.00	0.00	0.00	70,000.00
274	Biotech Hubs-Diphu	0.00	94,539.00	5,59,008.00	6,53,547.00	5,21,901.00	0.00	1,31,646.00
275	Capacity Building Programme(ICSSR)- Nirakar Malik	0.00	12,06,000.00	0.00	12,06,000.00	0.00	0.00	12,06,000.00
276	Celebration of International Year of Chemistry	0.00	1,00,000.00	0.00	1,00,000.00	0.00	0.00	1,00,000.00
277	Communication Journalism-G P Pandey	0.00	1,60,800.00	0.00	1,60,800.00	1,60,800.00	0.00	0.00
278	ConferenceonEmerging Mater(NCEM-15)-M.K. Paul	0.00	0.00	1,37,000.00	1,37,000.00	0.00	0.00	1,37,000.00
279	Conference On'Issues of Eld. S. Work-Subhabrata Dutt	0.00	0.00	2,15,600.00	2,15,600.00	0.00	0.00	2,15,600.00
280	Conf. on 'contc Antimicrobial Res-16-Anupom	0.00	0.00	3,60,000.00	3,60,000.00	3,30,000.00	0.00	30,000.00
281	Conf. On'Scientific. Socio-Eco Dev-Niranjan Roy	0.00	0.00	6,14,400.00	6,14,400.00	6,03,890.00	0.00	10,510.00
282	DBT/CTEP Grant for Conf. by Bio-Informatics Centre	0.00	75,000.00	0.00	75,000.00	75,000.00	0.00	0.00
283	Donation for Bust of R.N. Tagore-T. Bhattacharjee	0.00	10,250.00	0.00	10,250.00	0.00	0.00	10,250.00
284	Dist Seminar Grant to Robindra Teron-AUDC	0.00	1,500.00	0.00	1,500.00	0.00	0.00	1,500.00
285	FDP Programme (EDII)-Debomalya Ghosh	0.00	0.00	1,65,000.00	1,65,000.00	67,500.00	0.00	97,500.00
286	Grants for Upgradation of Computer Centre	0.00	31,04,347.00	0.00	31,04,347.00	31,04,347.00	0.00	0.00
	TOTAL (Carried Forward)	15,61,694.82	12,88,20,142.90	5,37,22,235.71	18,09,80,683.79	7,23,15,502.53	28,58,455.82	11,16,83,637.08

Sl. No.	Name of the Projects	Opening Balance as on 01-04-2017		Receipt/ Recoveries during the Year	TOTAL	Expenditure during the Year	Closing Balance as on 31-03-2018	
		Dr.	Cr.				Dr.	Cr.
1	2	3	4	5	6	7	8	9
	TOTAL (Brought Forward)	15,61,694.82	12,88,20,142.90	5,37,22,235.71	18,09,80,883.79	7,23,15,502.53	20,98,455.82	11,15,63,637.08
287	Help Centre Expenditure of Counseling CCB	0.00	60,000.00	0.00	60,000.00	0.00	0.00	60,000.00
288	ICHR Grant to Sajal Nag	0.00	0.00	1,18,750.00	1,18,750.00	0.00	0.00	1,18,750.00
289	ICHR Seminar'Doing Oral.-Suryashikha Pathak	0.00	1,60,000.00	40,000.00	2,00,000.00	2,00,000.00	0.00	0.00
290	ICPR Grant to S.K. Biswas	0.00	7,500.00	0.00	7,500.00	0.00	0.00	7,500.00
291	ICSSR Seminar'Education of Margin-Tarun Dutta-AUDC	0.00	50,000.00	0.00	50,000.00	50,000.00	0.00	0.00
292	ICSSR Seminar'Ethnicity & Gender-Pratulla K Nath	0.00	4,734.00	0.00	4,734.00	0.00	0.00	4,734.00
293	ICSSR Seminar Grant-Nirakar Malik	0.00	5,85,000.00	0.00	5,85,000.00	0.00	0.00	5,85,000.00
294	ICSSR Seminar Grant- Somenath Bhattacharjee-Diphu	17,600.00	0.00	17,600.00	0.00	0.00	0.00	0.00
295	IEEE ISACC-2015	0.00	1,88,434.88	0.00	1,88,434.88	0.00	0.00	1,88,434.88
296	Impact Evaluation--States of India	3,902.00	0.00	0.00	-3,902.00	0.00	3,902.00	0.00
297	Int Conf.On Systems & Pro. Phy.-Utpal Sarkar	0.00	0.00	7,52,188.00	7,52,188.00	2,12,050.00	0.00	5,40,138.00
298	International Seminar' Eco. Dep. NE-Raju Mandal	0.00	0.00	23,451.00	23,451.00	23,451.00	0.00	0.00
299	Lecture on "Shoqui Daif"-Mostafizur Rahman	0.00	0.00	7,000.00	7,000.00	0.00	0.00	7,000.00
300	Namaste Project	0.00	0.00	2,31,335.82	2,31,335.82	1,04,468.00	0.00	1,26,867.82
301	National Conference MICRON-16- Indu Sharma	0.00	13,276.00	0.00	13,276.00	13,276.00	0.00	0.00
302	National Conf.On CRCADD-2016-A.D. Talukdar	0.00	0.00	1,50,000.00	1,50,000.00	0.00	0.00	1,50,000.00
303	National Conf.on Chemical Physics-P.K. Shukla	0.00	2,00,000.00	2,14,715.00	4,14,715.00	4,14,715.00	0.00	0.00
304	National Conf.on Recent Trends...M.D Choudhury	0.00	50,000.00	0.00	50,000.00	0.00	0.00	50,000.00
305	National Geography Research Institute-Grant	0.00	2,00,000.00	0.00	2,00,000.00	0.00	0.00	2,00,000.00
306	National Seminar on Collection Development-2011	26,366.00	0.00	0.00	-26,366.00	0.00	26,366.00	0.00
307	National Seminar Organized by Commerce Deptt.	4,940.00	0.00	0.00	-4,940.00	0.00	4,940.00	0.00
308	National Sympo on Current Adv in Chemical Sciences	0.00	4,00,000.00	0.00	4,00,000.00	4,00,000.00	0.00	0.00
309	National Workshop on Principles & Appl. of GC-MS	0.00	30,000.00	0.00	30,000.00	0.00	0.00	30,000.00
310	North East Regional Scholar's Meet-Anpam Das Talukd	0.00	3,00,000.00	1,00,000.00	4,00,000.00	3,00,000.00	0.00	1,00,000.00
311	NSS Grants From Government	0.00	29,32,133.00	12,63,500.00	41,95,633.00	13,99,799.00	0.00	27,95,834.00
312	Projecton'MHRD Scheme on GIAN-English-S.S.Mazumder	0.00	0.00	6,05,857.00	6,05,857.00	3,02,874.00	0.00	3,03,183.00
313	Projecton'MHRD Scheme on GIAN- S.K. Panda	0.07	0.00	1,02,680.00	1,02,679.93	1,01,680.00	0.00	999.93
314	Promotion of Ethics Human Values	0.00	80,000.00	0.00	80,000.00	0.00	0.00	80,000.00
315	Seminar Grant(ICSSR)- A. Mazumder	0.00	5,015.00	0.00	5,015.00	0.00	0.00	5,015.00
	TOTAL (Carried Forward)	16,14,502.89	13,40,86,235.78	5,73,49,312.53	18,98,21,045.42	7,58,37,615.53	29,33,663.82	11,69,17,093.71

Sl. No.	Name of the Projects	Opening Balance as on 01-04-2017		Receipt/ Recoveries during the Year	TOTAL	Expenditure during the Year	Closing Balance as on 31-03-2018	
		Dr.	Cr.				Dr.	Cr.
1	2	3	4	5	6	7	8	9
	TOTAL (Brought Forward)	16,14,502.89	13,40,86,235.78	5,73,49,312.53	18,98,21,045.42	7,58,37,815.53	29,33,863.82	11,89,17,093.71
		0.00	50,000.00	50,000.00	1,00,000.00	1,00,000.00	0.00	0.00
316	Seminar on Arabic Wri... NE India-Mostafizur Rahman	0.00	0.00	8,21,000.00	8,21,000.00	0.00	0.00	8,21,000.00
317	Seminar on 'Civilisation (MAKAI)-Anup Kr. Dey	0.00	0.00	1,00,000.00	1,00,000.00	1,00,000.00	0.00	0.00
318	Seminar on 'Culture Soc. Identity'(CPR)-Bela Das	0.00	0.00	45,000.00	45,000.00	0.00	0.00	45,000.00
319	Seminar on 'demonitisation'(ICSSR)-Subit Dutta	0.00	2,25,000.00	0.00	2,25,000.00	25,000.00	0.00	2,00,000.00
320	Seminar on Digitalization & Rural Dev.-Baruntyoti C	0.00	1,57,500.00	17,500.00	1,75,000.00	1,57,500.00	0.00	17,500.00
321	Seminar on Digitalization & Rural Dev.-Joyashri Dey	0.00	6,73,000.00	0.00	6,73,000.00	0.00	0.00	6,73,000.00
322	Seminar On Environmental.. NE India-Sajal Nag	0.00	0.00	40,000.00	40,000.00	40,000.00	0.00	0.00
323	Seminar on Ethnobiology... Conservation-Ajit Kr. Das	0.00	90,000.00	10,000.00	1,00,000.00	1,00,000.00	0.00	0.00
324	Seminar On 'Global.. Cul. & Id.-Baruntyoti Choud	0.00	90,435.00	0.00	90,435.00	0.00	0.00	90,435.00
325	Seminar On Human Dev(ICSSR)-G Ram	0.00	6,00,000.00	0.00	6,00,000.00	6,00,000.00	0.00	0.00
326	Seminar On Legal Awareness.. Women(NCW)-Baruntyoti Ch	0.00	0.00	36,000.00	36,000.00	0.00	0.00	36,000.00
327	Seminar On 'Managing Human(ICSSR)-Joyjit Sanyal	0.00	0.00	2,16,000.00	2,16,000.00	2,16,000.00	0.00	0.00
328	Seminar on 'Mass Media N... Integration-G.P. Pandey	0.00	0.00	1,80,000.00	1,80,000.00	1,79,855.00	0.00	145.00
329	Seminar on 'Media and Politics-Partha Sarkar	0.00	50,000.00	0.00	50,000.00	50,000.00	0.00	0.00
330	Seminar on 'Mgt. & Com... Edge-Debomalya Ghose	0.00	0.00	1,80,000.00	1,80,000.00	0.00	0.00	1,80,000.00
331	Seminar On 'Politics of Differ... Vull Dhanaraju	0.00	700.00	0.00	700.00	0.00	0.00	700.00
332	Seminar on 'RASHI TCP-2016-Partha Paik	0.00	1,83,100.00	0.00	1,83,100.00	1,83,100.00	0.00	0.00
333	Seminar on 'Right to Freedom of Exp... Partha P. Paul	0.00	1,50,000.00	0.00	1,50,000.00	1,50,000.00	0.00	0.00
334	Seminar on 'Road Communication(ICSSR)-Tarun Dutta	0.00	0.00	2,56,500.00	2,56,500.00	0.00	0.00	2,56,500.00
335	Seminar on 'Social Exclusion... India-Baruntyoti Choud	0.00	0.00	3,60,000.00	3,60,000.00	3,60,000.00	0.00	0.00
336	Seminar on 'Three Legal Awareness-Baruntyoti Choudhur	0.00	0.00	2,19,268.00	2,19,268.00	1,59,198.00	0.00	60,072.00
337	Seminar on 'Tran. Cashless Opt... Debomalya Ghose	0.00	22,500.00	0.00	22,500.00	0.00	0.00	22,500.00
338	Seminar on 150 Yrs of Tagore... Society-Bela Das	75,000.00	0.00	0.00	-75,000.00	0.00	75,000.00	0.00
339	Seminar on Folk Traditions of NE India-D Bhattachar	3,00,000.00	0.00	3,00,000.00	0.00	0.00	0.00	0.00
340	Seminar on Legal Awareness Women(NCW)-B J CH-Adv	29,908.00	0.00	0.00	-29,908.00	0.00	29,908.00	0.00
341	SERB'Second Meeting.. EPMA at BHU	0.00	0.00	78,596.00	78,596.00	78,596.00	0.00	0.00
342	SERB-Travel Grant-Aruntyoti Nath	0.00	0.00	1,19,067.00	1,19,067.00	1,19,067.00	0.00	0.00
343	SERB-Travel Grant to Himadri Sekhar Das	0.00	4,13,858.00	0.00	4,13,858.00	0.00	0.00	4,13,858.00
344	Sodhganga Scheme-XII Plan	20,19,410.89	13,67,92,328.78	6,01,78,243.53	19,49,51,161.42	7,94,56,929.53	30,38,571.82	11,95,33,803.71
	TOTAL (Carried Forward)							

Sl. No.	Name of the Projects	Opening Balance as on 01-04-2017		Receipt/ Recoveries during the Year	TOTAL	Expenditure during the Year	Closing Balance as on 31-03-2018	
		Dr.	Cr.				Dr.	Cr.
1	2	3	4	5	6	7	8	9
TOTAL (Brought forward)		20,19,410.89	13,67,92,328.78	6,01,78,243.53	19,49,51,181.42	7,84,55,928.53	30,38,571.82	11,95,33,803.71
345	Training On' PCR Based Adv. DNA...Dr. S K Ghosh	0.00	45,500.00	0.00	45,500.00	0.00	0.00	45,500.00
346	UNICEF Seminar Grant to Tarun Dutta-AUDC	0.00	6,01,745.00	0.00	6,01,745.00	6,01,745.00	0.00	0.00
347	Visiting R Faculty(BCIL)Santanu Raychoudhuri	0.00	3,15,000.00	0.00	3,15,000.00	0.00	0.00	3,15,000.00
348	Workshop on "Role of AcademiaUNICEF... Joyashri Dey	0.00	0.00	2,99,000.00	2,99,000.00	3,56,970.00	57,970.00	0.00
349	Workshop On'Atomistic Comp.Tech-P.K. Shukla	0.00	0.00	1,06,900.00	1,06,900.00	1,05,774.00	0.00	1,126.00
350	Workshop on Emerging Trends .Appro-Abhik Gupta	0.00	0.00	2,11,900.00	2,11,900.00	0.00	0.00	2,11,900.00
351	Workshop On' Herpetological Studies-Parthankar Chou	0.00	28,000.00	7,000.00	35,000.00	33,824.00	0.00	1,176.00
352	Workshop on Time Series...E-Views-Joyeeta Deb	0.00	0.00	1,74,500.00	1,74,500.00	1,73,650.00	0.00	850.00
353	Workshop on Climate...Change-A.Gupta	0.00	5,000.00	0.00	5,000.00	0.00	0.00	5,000.00
354	Workshop on Natural Disaster	0.00	10,000.00	0.00	10,000.00	0.00	0.00	10,000.00
GRAND TOTAL (A)		20,19,410.89	13,77,97,573.78	6,09,77,543.53	19,67,55,706.42	7,97,27,892.53	30,96,541.82	12,01,24,355.71


FINANCE OFFICER


VICE-CHANCELLOR

SUB SCHEDULE 3B: SPONSORED FELLOWSHIPS & SCHOLARSHIPS

(Amount in Rs.)

Sl. No	Name of the Project	Opening Balance as on 01-04-2017		Received/ recoveries during the Year	TOTAL	Expenditure during the Year	Closing Balance as on 31-03-2018	
		Dr.	Cr.				Dr.	Cr.
1	2	3	4	5	6	7	8	9
1	DBT-JRF-Amaresh Kumar	0.00	0.00	2,68,065.00	2,68,065.00	80,726.00	0.00	1,87,339.00
2	DBT Post Doctoral Pgrm. -S.K.Gosh	3,72,196.00	0.00	0.00	-3,72,196.00	0.00	3,72,196.00	0.00
3	DBT-RA Stipend to Mehboob Hoque	0.00	2,04,000.00	6,22,000.00	8,26,000.00	8,26,000.00	0.00	0.00
4	DBT RA Stipend to Paromita Chakraborty	0.00	5,51,600.00	0.00	5,51,600.00	5,51,600.00	0.00	0.00
5	DBT-Travel Grant-Arjita Datta	0.00	86,310.00	0.00	86,310.00	86,310.00	0.00	0.00
6	Deepjyoti Paul-Travel Grant	0.00	0.00	94,329.00	94,329.00	0.00	0.00	94,329.00
7	D S Katheri Post Doctoral Fellowship (UGC)	0.00	3,35,923.00	0.00	3,35,923.00	0.00	0.00	3,35,923.00
8	Grant From UGC-Sc/ST, Coaching at PG/UG Level-	0.00	1,84,000.00	0.00	1,84,000.00	0.00	0.00	1,84,000.00
9	HRD Fellowship	0.00	2,40,000.00	0.00	2,40,000.00	2,40,000.00	0.00	0.00
10	ICCR Fellowship	0.00	22,41,325.00	11,34,525.00	33,75,850.00	0.00	0.00	33,75,850.00
11	ICHR Grant to Kh Yaiphabi Singha	0.00	0.00	27,000.00	27,000.00	0.00	0.00	27,000.00
12	ICMR Fellowship	0.00	9,333.00	0.00	9,333.00	0.00	0.00	9,333.00
13	ICSSR Fellowship	0.00	8,88,183.00	8,03,800.00	16,91,983.00	9,38,000.00	0.00	7,53,983.00
14	ICSSR Fellowship-Diphu	0.00	0.00	1,00,000.00	1,00,000.00	96,000.00	0.00	4,000.00
15	ICSSR Fellowship to Prantik Roy	0.00	1,00,000.00	0.00	1,00,000.00	0.00	0.00	1,00,000.00
16	INSPIRE Fellowship	0.00	23,21,476.00	41,37,783.00	64,59,259.00	50,12,573.00	0.00	14,46,686.00
17	Maulana Azad National Fellowship for Minority Stude	0.00	5,750.00	0.00	5,750.00	0.00	0.00	5,750.00
18	Stipend to Dr. K C Das DBT-RA	0.00	3,73,400.00	0.00	3,73,400.00	0.00	0.00	3,73,400.00
19	UGC Post Doctoral Research Award-Arup Barman	0.00	5,45,000.00	0.00	5,45,000.00	0.00	0.00	5,45,000.00
20	UGC Scholarship for Rank Holder (P)	80,000.00	0.00	0.00	-80,000.00	0.00	80,000.00	0.00
TOTAL (B)		4,52,196.00	80,86,300.00	71,87,502.00	1,48,21,606.00	78,31,209.00	4,52,196.00	74,42,593.00

TOTAL (A+B)	24,71,606.89	14,58,83,873.78	6,81,65,045.53	21,15,77,312.42	8,75,59,101.53	35,48,737.82	12,75,66,948.71
--------------------	---------------------	------------------------	-----------------------	------------------------	-----------------------	---------------------	------------------------



FINANCE OFFICER



VICE-CHANCELLOR

ASSAM UNIVERSITY, SILCHAR
2017-18

SCHEDULE- 3C UNUTILISED GRANTS

		(Amount in Rs.)	
Particulars	Current Year	Previous Year	
A. NLCPR Grants:			
Balance Brought Forward	9,58,76,788.34	9,29,53,579.34	
Add:			
Receipts during the year	0.00	0.00	
Interest on Investment earned during the year	13,25,341.00	27,15,897.00	
Interest earned on savings accounts during the year	1,59,321.00	2,07,312.00	
TOTAL (a)	9,73,61,450.34	9,58,76,788.34	
Less:			
Utilised for Revenue expenditure	0.00	0.00	
Utilised for Capital expenditure	0.00	0.00	
TOTAL (b)	0.00	0.00	
Unutilised carried forward (a-b)	9,73,61,450.34	9,58,76,788.34	
B. XII Plan Grants:			
Balance Brought Forward	44,56,31,706.36	31,75,50,693.36	
Add:			
Receipts during the year	0.00	25,45,25,841.00	
Adjustment	-9,15,60,654.00	49,518.00	
Interest on Investment earned during the year	1,13,67,947.00	79,73,094.00	
Interest earned on savings accounts during the year	52,00,840.00	99,52,506.00	
TOTAL (a)	37,06,39,839.36	59,00,51,652.36	
Less:			
Utilised for Revenue expenditure	60,57,397.52	12,62,44,174.00	
Utilised for Capital expenditure	5,44,82,765.00	1,81,75,772.00	
TOTAL (b)	6,05,40,162.52	14,44,19,946.00	
Unutilised carried forward (a-b)	31,00,99,676.84	44,56,31,706.36	

2017-18

(Amount in Rs.)

Particulars		Current Year	Previous Year
C.	PLAN Grants:		
	Balance Brought Forward	13,79,57,373.10	13,13,22,781.10
	Add:		
	Receipts during the year	0.00	0.00
	Interest on Investment earned during the year	47,22,967.00	62,37,264.00
	Interest earned on savings accounts during the year	1,22,574.00	3,97,328.00
	Adjustment for prior period		
	TOTAL (a)	14,28,02,914.10	13,79,57,373.10
	Less:		
	Utilised for Revenue expenditure	0.00	0.00
	Utilised for Capital expenditure	0.00	0.00
	TOTAL (b)	0.00	0.00
	Unutilised carried forward (a-b)	14,28,02,914.10	13,79,57,373.10
D.	Diphu Campus Grants:		
	Balance Brought Forward	1,00,21,901.94	75,86,600.94
	Add:		
	Receipts during the year	0.00	0.00
	Interest on Investment earned during the year	23,33,776.00	17,25,159.00
	Interest earned on savings accounts during the year	0.00	7,10,142.00
	TOTAL (a)	1,23,55,677.94	1,00,21,901.94
	Less:		
	Utilised for Revenue expenditure	0.00	0.00
	Utilised for Capital expenditure	0.00	0.00
	TOTAL (b)	0.00	0.00
	Unutilised carried forward (a-b)	1,23,55,677.94	1,00,21,901.94

2017-18

		(Amount in Rs.)	
	Particulars	Current Year	Previous Year
E.	SOT Grants:		
	Balance Brought Forward		
	Add:		
	Receipts during the year	-3,95,89,666.00	-3,92,63,375.00
	Interest on Investment earned during the year	0.00	0.00
	Interest earned on savings accounts during the year	0.00	0.00
	Adjustment for Prior period	0.00	0.00
	TOTAL (a)	-3,95,89,666.00	-3,92,63,375.00
	Less:		
	Utilised for Revenue expenditure	0.00	30,900.00
	Utilised for Capital expenditure	0.00	2,95,391.00
	TOTAL (b)	0.00	3,26,291.00
	Unutilised carried forward (a-b)	-3,95,89,666.00	-3,95,89,666.00
F.	TEQIP Grants:		
	Balance Brought Forward		
	Add:		
	Receipts during the year	2,96,28,636.73	3,76,13,576.73
	Interest on Investment earned during the year	0.00	13,05,000.00
	Interest earned on savings accounts during the year	0.00	6,63,614.00
		4,45,298.00	8,71,430.00
	TOTAL (a)	3,00,73,934.73	4,04,53,620.73
	Less:		
	Utilised for Revenue expenditure	98,74,529.00	91,06,060.00
	Utilised for Capital expenditure	1,28,67,796.00	17,18,924.00
	TOTAL (b)	2,27,42,325.00	1,08,24,984.00
	Unutilised carried forward (a-b)	73,31,609.73	2,96,28,636.73

2017-18

(Amount in Rs.)

Particulars	Current Year	Previous Year
G. OBC Grants:		
Balance Brought Forward	-6,67,61,223.40	-6,67,61,223.40
Add:		
Receipts during the year	0.00	0.00
Interest on Investment earned during the year	0.00	0.00
Interest earned on savings accounts during the year	0.00	0.00
Adjustment for prior period	0.00	0.00
TOTAL (a)	-6,67,61,223.40	-6,67,61,223.40
Less:		
Utilised for Revenue expenditure	0.00	0.00
Utilised for Capital expenditure	0.00	0.00
TOTAL (b)	0.00	0.00
Unutilised carried forward (a-b)	-6,67,61,223.40	-6,67,61,223.40
Grand Total (A+B+C+D+E+F+G)	46,36,00,439.55	61,27,65,517.07

NOTES :

1. Unutilized grants includes advances on Capital Account.
2. Unutilized grants includes grants received in advance for the next year.
3. Unutilized grants are represented on the Assets side by Bank Balances, Short Term Deposits with Banks and Advances on Capital Account.



FINANCE OFFICER


VICE-CHANCELLOR

SCHEDULE 4 - FIXED ASSETS

ASSAM UNIVERSITY, SILCHAR
2017-18

Sl No	DESCRIPTION Name of Fund	GROSS BLOCK				DEPRECIATION				NET BLOCK	
		Cost / valuation as at beginning of the year	Additions during the year	Deductions during the year	Cost/Valuation at the year end	As at the beginning of the year	Additions During the year	Deductions during the year	Total up to the year end	As at the current year end (31.03.2018)	As at the previous year end (31.03.2017)
		1	2	3	4	5	6	7	8	9	10
	Tangible Assets (A)										
1	Land	1.00	0.00	0.00	1.00	0.00	0.00	0.00	0.00	1.00	1.00
2	Carrya Development	11,54,59,745.00	1,01,04,180.00	0.00	12,55,63,925.00	4,01,00,370.00	1,25,56,192.00	0.00	5,26,56,562.00	7,28,98,353.00	7,55,90,375.00
3	Buildings	1,75,25,02,181.00	3,42,661.00	0.00	1,75,28,44,842.00	24,27,00,971.00	3,50,56,898.00	0.00	27,77,57,869.00	1,47,50,80,973.00	1,50,97,95,210.00
4	Plant, Machinery & Equipment	55,23,536.00	0.00	0.00	55,23,536.00	49,22,060.00	2,76,176.00	0.00	47,98,236.00	7,25,300.00	10,01,476.00
5	Vehicle	1,74,68,175.00	0.00	0.00	1,74,68,175.00	1,47,14,438.00	14,84,068.00	0.00	1,61,98,506.00	12,69,669.00	27,53,737.00
6	Furniture & Fixtures	12,73,73,739.00	38,61,879.00	0.00	12,62,35,618.00	6,33,85,966.00	89,13,549.00	0.00	7,22,99,515.00	5,39,36,101.00	5,89,87,779.00
7	Office Equipment	6,19,31,439.79	1,10,69,954.00	0.00	7,30,01,393.79	1,33,74,529.79	23,52,608.00	0.00	1,57,22,137.79	5,72,94,266.00	4,83,36,914.00
8	Computer & Peripherals	11,83,90,764.00	44,39,109.00	0.00	12,28,29,873.00	9,94,04,556.00	51,20,805.00	0.00	10,45,25,361.00	1,83,04,452.00	1,89,86,148.00
9	Electrical Installations & Fittings	4,32,96,124.00	45,38,695.00	0.00	4,78,34,819.00	2,00,83,721.00	29,91,742.00	0.00	2,30,75,463.00	3,53,59,356.00	2,32,12,403.00
10	Library Books & Journals	13,85,62,407.95	86,30,525.90	0.00	14,31,92,932.85	10,01,92,310.95	62,84,892.00	0.00	11,54,77,192.95	2,77,15,340.00	2,53,70,097.00
11	Tube Wells & Water Supply	38,26,647.00	0.00	0.00	38,26,647.00	8,79,887.00	76,534.00	0.00	5,36,421.00	38,70,226.00	29,46,780.00
12	Roads, Culverts & Bridges	2,14,76,960.00	0.00	0.00	2,14,76,960.00	50,26,134.00	4,29,539.00	0.00	54,55,673.00	1,60,21,287.00	1,64,50,806.00
13	Laboratory Apparatus and Scientific Equipment	7,28,62,319.64	36,66,244.00	0.00	7,65,28,563.64	4,90,72,591.00	48,58,948.00	0.00	5,39,31,539.00	2,25,97,804.64	2,37,90,128.64
14	Audio Visual Equipment	29,92,338.00	1,48,680.00	0.00	30,50,918.00	28,36,838.00	44,192.00	0.00	28,81,030.00	1,69,888.00	69,406.00
15	Sports Goods/Student Amenities/Materials/Adventure Sports	1,07,87,791.90	9,33,509.00	0.00	1,17,21,300.90	67,47,818.00	31,72,131.00	0.00	79,19,949.00	38,01,343.00	40,39,925.00
16	Networking Equipment	2,09,83,307.00	4,06,87,210.00	0.00	6,16,70,517.00	60,88,094.00	61,17,317.00	0.00	1,22,05,411.00	4,94,65,106.00	1,48,95,213.00
17	Merged Scheme Assets/Community College	17,97,457.00	3,85,281.00	0.00	25,12,740.00	3,30,985.00	2,51,274.00	0.00	7,82,259.00	17,30,481.00	12,56,472.00
18	Other Assets/TEQP (SOI)	17,18,924.00	69,68,983.00	0.00	86,87,907.00	0.00	0.00	0.00	86,87,907.00	17,18,924.00	
19	Other Infrastructure/Civil works/semi permanent	19,18,311.00	0.00	0.00	19,18,311.00	4,13,608.00	1,91,831.00	0.00	6,09,329.00	13,08,782.00	15,00,613.00
	Total (A)	2,59,64,41,813.96	9,71,79,908.00	0.00	2,69,36,41,721.96	71,80,64,123.74	9,41,60,278.00	0.00	81,22,24,401.74	1,88,14,17,326.16	1,87,83,97,690.16
21	Capital Work-in-Progress (B)	0.00	0.00	0.00	0.00	0.00	0.00	0.00	0.00	0.00	0.00
22	Intangible Assets (C)										
23	Computer Software	1,62,92,205.00	71,71,529.00	0.00	2,56,65,734.00	1,42,78,736.00	16,84,657.00	0.00	1,79,63,393.00	77,02,341.00	40,13,469.00
24	E-Journal	0.00	0.00	0.00	0.00	0.00	0.00	0.00	0.00	0.00	0.00
25	Patents	0.00	0.00	0.00	0.00	0.00	0.00	0.00	0.00	0.00	0.00
	Total (C)	1,62,92,205.00	73,73,529.00	0.00	2,56,65,734.00	1,42,78,736.00	16,84,657.00	0.00	1,79,63,393.00	77,02,341.00	40,13,469.00
	Grand Total (A+B+C)	2,61,47,54,018.96	10,45,53,437.00	0.00	2,71,93,07,455.96	73,23,42,859.74	9,78,44,935.00	0.00	83,01,87,794.74	1,88,91,19,667.16	1,88,24,11,159.16


FINANCE OFFICER


VICE-CHANCELLOR

ASSAM UNIVERSITY, SILCHAR
2017-18

S/R-SCHEDULE 4A - FIXED ASSETS (PLAN)

[Amount in Rs.]

DESCRIPTION Name of fund	GROSS BLOCK				DEPRECIATION				NET BLOCK	
	Cost / valuation as at beginning of the year	Additions during the year	Deductions during the year	Cost/Valuation at the year end	As at the beginning of the year	Additions during the year	Deductions during the year	Total up to the year end	As at the current year end (31.03.2018)	As at the previous year end (31.03.2017)
	1	2	3	4=(1+2-3)	5	6	7	8=(5+6-7)	9=(4-8)	10
I. Land :										
a) Freehold	0.00	0.00	0.00	0.00	0.00	0.00	0.00	0.00	0.00	0.00
b) Leasehold	0.00	0.00	0.00	0.00	0.00	0.00	0.00	0.00	0.00	0.00
II. Buildings :										
a) On Freehold Land	90,24,75,150.00	0.00	0.00	90,24,75,150.00	14,28,70,808.00	1,80,40,503.00	0.00	16,09,20,311.00	74,15,54,839.00	75,96,04,342.00
b) On Leasehold Land	0.00	0.00	0.00	0.00	0.00	0.00	0.00	0.00	0.00	0.00
c) Ownership Flats/ Premises	0.00	0.00	0.00	0.00	0.00	0.00	0.00	0.00	0.00	0.00
d) Superstructures on Land not belonging to educational institutions	0.00	0.00	0.00	0.00	0.00	0.00	0.00	0.00	0.00	0.00
III. Plants, machinery & equipment										
IV. Vehicle	1,09,71,223.00	0.00	0.00	1,09,71,223.00	98,26,126.00	10,97,122.00	0.00	1,09,23,248.00	47,975.00	11,45,097.00
V. Furniture & Fixtures.	3,67,61,540.00	0.00	0.00	3,67,61,540.00	2,18,26,752.00	27,57,116.00	0.00	2,46,83,868.00	1,21,77,672.00	1,49,34,788.00
VI. Office Equipment	36,88,266.00	0.00	0.00	36,88,266.00	34,62,684.00	2,25,581.00	0.00	36,88,266.00	1.00	2,25,581.00
VII. Computer-Peripherals & Software	6,09,85,977.00	0.00	0.00	6,09,85,977.00	6,09,85,976.00	0.00	0.00	6,09,85,976.00	1.00	1.00
VIII. Electrical Installations	3,16,11,052.00	0.00	0.00	3,16,11,052.00	1,74,50,647.00	15,80,553.00	0.00	1,90,31,200.00	1,25,79,852.00	1,41,60,405.00
IX. Library Books	5,32,59,112.00	0.00	0.00	5,32,59,112.00	5,32,59,111.00	0.00	0.00	5,32,59,111.00	1.00	1.00
X. Tube wells & water supply	22,43,829.00	0.00	0.00	22,43,829.00	5,27,723.00	44,877.00	0.00	5,72,600.00	16,71,229.00	17,16,106.00
XI. Other fixed assets										
1. Roads,Culverts & Bridges	2,14,76,959.00	0.00	0.00	2,14,76,959.00	59,28,154.00	4,29,539.00	0.00	54,55,693.00	1,60,21,266.00	1,64,50,805.00
2. Laboratory apparatus and Scientific equipment	2,46,25,116.00	0.00	0.00	2,46,25,116.00	2,28,68,838.00	17,56,277.00	0.00	2,46,25,116.00	1.00	17,56,278.00
3. Audio visual equipment	4,40,544.00	0.00	0.00	4,40,544.00	3,75,145.00	33,041.00	0.00	4,08,386.00	32,358.00	65,399.00
4. Sports Goods /Student Amenities/Materials/Adventure sports	1,02,54,195.00	0.00	0.00	1,02,54,195.00	65,45,812.00	10,75,420.00	0.00	76,71,232.00	26,82,963.00	37,08,383.00
5. Networking	4,97,354.00	0.00	0.00	4,97,354.00	4,97,350.00	0.00	0.00	4,97,350.00	4.00	4.00
6. Equipment CII - XI Plan	1,38,07,115.52	0.00	0.00	1,38,07,115.52	68,38,439.00	10,35,534.00	0.00	78,73,953.00	59,33,122.52	69,68,656.52
7. Campus Development - XI Plan	43,66,007.00	0.00	0.00	43,66,007.00	17,44,022.00	4,36,001.00	0.00	21,80,023.00	21,79,984.00	26,15,985.00
8. Equipment - XI Plan (Interest)	1,33,69,083.00	0.00	0.00	1,33,69,083.00	38,69,396.00	10,02,681.00	0.00	48,72,077.00	84,97,006.00	94,99,687.00
9. Computer - Computer Centre - XI Plan	20,87,135.00	0.00	0.00	20,87,135.00	14,36,042.00	4,17,427.00	0.00	18,53,669.00	2,33,666.00	6,51,093.00
10. Equipment - Library - XI Plan	5,44,636.00	0.00	0.00	5,44,636.00	2,25,228.00	40,848.00	0.00	2,66,076.00	2,78,560.00	3,19,408.00
11. Merget Scheme - Equipment - XI Plan	45,09,582.00	0.00	0.00	45,09,582.00	15,31,268.00	3,38,219.00	0.00	18,89,487.00	26,20,095.00	29,58,334.00
A. TOTAL of CURRENT YEAR	1,19,79,67,875.52	0.00	0.00	1,19,79,67,875.52	36,11,87,541.00	3,02,69,739.00	0.00	39,14,57,280.00	80,65,10,595.52	83,67,80,334.52
B. Capital Work- In- Progress	0.00	0.00	0.00	0.00	0.00	0.00	0.00	0.00	0.00	0.00
C. Intangible assets										
C. Software	0.00	0.00	0.00	0.00	0.00	0.00	0.00	0.00	0.00	0.00
TOTAL [A+ B+C]	1,19,79,67,875.52	0.00	0.00	1,19,79,67,875.52	36,11,87,541.00	3,02,69,739.00	0.00	39,14,57,280.00	80,65,10,595.52	83,67,80,334.52


FINANCE OFFICER


VICE-CHANCELLOR

SUB-SCHEDULE 4B- FIXED ASSETS (XI) PLAN

ASSAM UNIVERSITY, SILCHAR
2017-18

(Amount in Rs.)

DESCRIPTION Name of Fund	GROSS BLOCK				DEPRECIATION				NET BLOCK	
	Cost / valuation as at beginning of the year	Additions during the year	Deductions during the year	Cost/Valuation at the year end	As at the beginning of the year	Additions During the year	Deductions during the year	Total up to the year end	As at the current year end (31.03.2018)	As at the previous year end (31.03.2017)
	1	2	3	4=(1+2-3)	5	6	7	8=(5+6-7)	9=(4-8)	10
I. Land :										
a) Freehold	0.00	0.00	0.00	0.00	0.00	0.00	0.00	0.00	0.00	0.00
b) Leasehold	0.00	0.00	0.00	0.00	0.00	0.00	0.00	0.00	0.00	0.00
II. Buildings :										
a) On Freehold Land (including semi - permanent/ Civil works)	5,99,52,726.00	3,42,661.00	0.00	6,03,35,387.00	27,36,817.00	12,06,708.00	0.00	39,43,520.00	5,63,91,867.00	5,72,55,914.00
b) On Leasehold Land	0.00	0.00	0.00	0.00	0.00	0.00	0.00	0.00	0.00	0.00
c) Ownership Flats/ Premises	0.00	0.00	0.00	0.00	0.00	0.00	0.00	0.00	0.00	0.00
d) Superstructures on Land not belonging to educational institutions	0.00	0.00	0.00	0.00	0.00	0.00	0.00	0.00	0.00	0.00
III. Plants, machinery & equipment	0.00	0.00	0.00	0.00	0.00	0.00	0.00	0.00	0.00	0.00
IV. Vehicle	11,18,188.00	0.00	0.00	11,18,188.00	4,14,190.00	1,11,818.00	0.00	5,26,009.00	3,92,179.00	7,03,998.00
V. Furniture & Fixtures	1,67,72,257.00	1,27,114.00	0.00	1,68,99,371.00	38,53,373.00	32,67,453.00	0.00	51,20,576.00	1,17,78,795.00	1,29,19,134.00
VI. Office Equipment/Equipment XII Plan/Audit Visual	1,15,55,779.00	34,00,080.00	0.00	1,49,55,859.00	24,73,235.00	31,21,689.00	0.00	35,94,924.00	1,13,60,935.00	90,82,544.00
VII. Computer / Peripherals-XII Plan & B.Voc	1,65,32,342.00	10,39,140.00	0.00	1,75,71,482.00	1,05,50,720.00	35,18,296.00	0.00	3,38,69,016.00	37,32,466.00	61,81,622.00
VIII. Electrical Installations & Fittings	79,87,917.00	0.00	0.00	79,87,917.00	12,56,704.00	1,99,396.00	0.00	16,56,100.00	63,31,817.00	67,31,213.00
IX. Library Books & Journal	1,40,07,219.00	25,331.00	0.00	1,40,32,551.00	27,73,642.00	14,01,255.00	0.00	41,76,897.00	98,55,654.00	1,12,33,577.00
X. Tube wells & water harvesting	8,01,481.00	0.00	0.00	8,01,481.00	1,44,429.00	10,030.00	0.00	1,60,659.00	6,40,822.00	6,56,852.00
XI. Other fixed assets										
1. Campus Development	6,69,93,534.00	4,36,090.00	0.00	6,74,29,624.00	2,01,06,760.00	67,48,958.00	0.00	2,68,55,718.00	4,06,33,866.00	4,68,06,774.00
2. Merged Scheme Equipment	2,43,092.00	0.00	0.00	2,43,092.00	75,942.00	18,737.00	0.00	94,174.00	1,48,918.00	1,67,150.00
3. Networking/WIFI MEDIA (including AUGC)	2,00,09,077.00	4,06,87,230.00	0.00	6,06,96,267.00	55,43,056.00	60,69,629.00	0.00	1,16,12,685.00	4,90,83,602.00	1,44,66,021.00
4. Computer Centre	5,66,934.00	0.00	0.00	5,66,934.00	2,47,533.00	56,693.00	0.00	3,04,226.00	2,63,208.00	3,19,401.00
5. Lab & Scientific Equipment	81,16,658.64	0.00	0.00	81,16,658.64	19,39,494.00	6,49,333.00	0.00	26,08,827.00	55,07,831.64	61,57,164.64
6. Merged Scheme Assets/Community Colls.	17,67,457.00	7,45,283.00	0.00	25,12,740.00	5,30,985.00	2,51,274.00	0.00	7,82,259.00	17,30,481.00	12,36,472.00
7. Other Infrastructure/Civil works/semi permanent	19,18,311.00	0.00	0.00	19,18,311.00	4,17,698.00	1,91,831.00	0.00	6,09,529.00	13,08,782.00	15,00,513.00
B. Sports Goods / Amenities/Facility/Com Centre	4,86,841.00	5,25,555.00	0.00	10,12,396.00	1,62,908.00	1,01,240.00	0.00	2,64,148.00	7,48,248.00	3,23,933.00
A. TOTAL of CURRENT YEAR	22,88,69,813.64	4,74,08,425.80	0.00	27,62,78,238.64	5,30,47,481.00	2,31,31,896.00	0.00	7,61,79,267.00	20,00,98,971.64	17,50,22,382.64
XII. Capital Work- In - Progress	0.00	0.00	0.00	0.00	0.00	0.00	0.00	0.00	0.00	0.00
B. NET WORK - IN - PROGRESS	0.00	0.00	0.00	0.00	0.00	0.00	0.00	0.00	0.00	0.00
XIII. Intangible assets	0.00	0.00	0.00	0.00	0.00	0.00	0.00	0.00	0.00	0.00
C. Software	17,00,295.00	70,74,340.00	0.00	87,74,635.00	12,12,088.00	35,09,854.00	0.00	47,21,942.00	40,52,693.00	4,88,207.00
TOTAL (A+ B+C)	23,05,70,108.64	5,44,82,765.80	0.00	28,50,52,873.64	5,42,59,519.00	2,66,41,690.00	0.00	8,09,01,209.00	20,41,51,664.64	17,63,10,589.64



FINANCE OFFICER




VICE-CHANCELLOR

ASSAM UNIVERSITY, SILCHAR
2017-18

SUB-SCHEDULE 4C - FIXED ASSETS (NON PLAN)

(Amount in Rs.)

DESCRIPTION Name of Fund	GROSS BLOCK				DEPRECIATION				NET BLOCK	
	Cost / valuation as at beginning of the year	Additions during the year	Deductions during the year	Cost/Valuation at the year end	As at the beginning of the year	Additions During the year	Deductions during the year	Total up to the year end	As at the current year end (31.03.2018)	As at the previous year end (31.03.2017)
	1	2	3	4=(1+2-3)	5	6	7	8=(5+6-7)	9=(4-8)	10
I. Land :										
a) Freehold	1.00	0.00	0.00	1.00	0.00	0.00	0.00	0.00	0.00	1.00
b) Leasehold	0.00	0.00	0.00	0.00	0.00	0.00	0.00	0.00	0.00	0.00
II. Buildings :										
a) On Freehold Land - Semi Permanent	0.00	0.00	0.00	0.00	0.00	0.00	0.00	0.00	0.00	0.00
a) On Freehold Land - Other	2,47,49,803.00	0.00	0.00	2,47,49,803.00	2,57,56,679.00	8,04,996.00	0.00	2,64,51,675.00	82,98,128.00	85,51,124.00
b) On Leasehold Land	0.00	0.00	0.00	0.00	0.00	0.00	0.00	0.00	0.00	0.00
c) Ownership Flats/ Premises	0.00	0.00	0.00	0.00	0.00	0.00	0.00	0.00	0.00	0.00
d) Superstructures on Land not belonging to educational institutions	0.00	0.00	0.00	0.00	0.00	0.00	0.00	0.00	0.00	0.00
III. Plants, machinery & equipment	25,85,249.00	0.00	0.00	25,85,249.00	23,91,735.00	1,29,262.00	0.00	25,21,017.00	64,232.00	1,91,494.00
IV. Vehicle	26,27,495.00	0.00	0.00	26,27,495.00	26,27,494.00	0.00	0.00	26,27,494.00	1.00	1.00
V. Furniture & Fixtures	1,30,42,234.00	0.00	0.00	1,30,42,234.00	1,25,92,406.00	4,49,767.00	0.00	1,30,42,133.00	1.00	4,49,768.00
VI. Office Equipment	25,07,615.79	0.00	0.00	25,07,615.79	25,07,614.79	0.00	0.00	25,07,614.79	1.00	1.00
VII. Computer/ Peripherals/MSA Comp.	1,04,27,850.00	0.00	0.00	1,04,27,850.00	1,04,27,849.00	0.00	0.00	1,04,27,849.00	1.00	1.00
VIII. Electric Installations/MSA Electrical	4,10,386.00	0.00	0.00	4,10,386.00	1,50,345.00	20,519.00	0.00	1,70,864.00	2,39,522.00	2,60,041.00
IX. Library Books	2,58,66,764.95	0.00	0.00	2,58,66,764.95	2,58,63,241.95	3,522.00	0.00	2,58,66,763.95	3.00	3,523.00
X. Tube wells & water supply	2,98,930.00	0.00	0.00	2,98,930.00	65,951.00	5,970.00	0.00	71,930.00	2,17,000.00	2,32,970.00
XI. Other fixed assets										
1. Roads & Bridges	1.00	0.00	0.00	1.00	0.00	0.00	0.00	0.00	1.00	1.00
2. Laboratory Apparatus & Scientific Equipment	1,31,20,001.00	0.00	0.00	1,31,20,001.00	1,31,20,000.00	0.00	0.00	1,31,20,000.00	1.00	1.00
3. Audio visual Equipment	24,61,694.00	0.00	0.00	24,61,694.00	24,61,693.00	0.00	0.00	24,61,693.00	1.00	1.00
4. Equipments MSA	51,95,622.00	0.00	0.00	51,95,622.00	24,78,890.00	3,89,672.00	0.00	28,68,562.00	23,27,060.00	27,16,792.00
A. TOTAL of CURRENT YEAR	11,32,93,646.74	0.00	0.00	11,32,93,646.74	10,04,43,978.74	16,93,717.00	0.00	10,21,37,695.74	1,11,55,951.00	1,28,49,668.00
B. Capital Work- In - Progress	0.00	0.00	0.00	0.00	0.00	0.00	0.00	0.00	0.00	0.00
C. KEY WORK - IN - PROGRESS	0.00	0.00	0.00	0.00	0.00	0.00	0.00	0.00	0.00	0.00
D. Intangible assets	0.00	0.00	0.00	0.00	0.00	0.00	0.00	0.00	0.00	0.00
GROSS BLOCK	0.00	0.00	0.00	0.00	0.00	0.00	0.00	0.00	0.00	0.00
TOTAL (A+ B+C)	11,32,93,646.74	0.00	0.00	11,32,93,646.74	10,04,43,978.74	16,93,717.00	0.00	10,21,37,695.74	1,11,55,951.00	1,28,49,668.00


FINANCE OFFICER


VICE-CHANCELLOR

SUB-SCHEDULE 4D - FIXED ASSETS (MOBILISED RESOURCE FUNDS)

ASSAM UNIVERSITY, SILCHAR
2017-18

DESCRIPTION Name of fund	GROSS BLOCK				DEPRECIATION				NET BLOCK	
	Cost / valuation at beginning of the year	Additions during the year	Deductions during the year	Cost/Valuation at the year end	As at the beginning of the year	Additions During the year	Deductions during the year	Total up to the year end	As at the current year end (31.03.2018)	As at the previous year end (31.03.2017)
	1	2	3	4=(1+2-3)	5	6	7	8=(5+6-7)	9=(4-8)	10
I. Land:										
a) Freehold	0.00	0.00	0.00	0.00	0.00	0.00	0.00	0.00	0.00	0.00
b) Leasehold	0.00	0.00	0.00	0.00	0.00	0.00	0.00	0.00	0.00	0.00
II. Buildings:										
a) On Freehold Land (Semi Permanent)	60,79,157.00	0.00	0.00	60,79,157.00	43,06,811.00	1,71,583.00	0.00	44,28,394.00	16,50,763.00	17,72,346.00
b) On Leasehold Land	0.00	0.00	0.00	0.00	0.00	0.00	0.00	0.00	0.00	0.00
c) Ownership Plots/ Premises	0.00	0.00	0.00	0.00	0.00	0.00	0.00	0.00	0.00	0.00
d) Superstructures on land not belonging to educational institutions	0.00	0.00	0.00	0.00	0.00	0.00	0.00	0.00	0.00	0.00
III. Plants, machinery & equipment	0.00	0.00	0.00	0.00	0.00	0.00	0.00	0.00	0.00	0.00
IV. Vehicle	0.00	0.00	0.00	0.00	0.00	0.00	0.00	0.00	0.00	0.00
V. Furniture & Fixtures	59,56,193.00	3,31,550.00	0.00	62,87,743.00	31,86,452.00	4,71,581.00	0.00	36,58,033.00	26,29,710.00	27,69,741.00
VI. Office Equipment	27,82,735.00	1,47,946.00	0.00	29,30,681.00	16,00,404.00	2,19,801.00	0.00	18,20,205.00	11,10,476.00	11,82,331.00
VII. Computer/ Peripherals	7,85,566.00	7,500.00	0.00	7,93,066.00	3,14,226.00	1,58,613.00	0.00	4,72,833.00	3,20,227.00	4,71,340.00
VIII. Electric Installations	9,05,176.00	11,40,865.00	0.00	20,46,041.00	5,15,641.00	1,02,302.00	0.00	6,17,943.00	14,28,098.00	3,89,535.00
IX. Library Books	18,006.00	2,388.00	0.00	21,194.00	3,874.00	2,119.00	0.00	5,993.00	15,201.00	14,932.00
X. Tube wells & water supply	4,82,407.00	0.00	0.00	4,82,407.00	1,41,584.00	9,648.00	0.00	1,51,232.00	3,31,175.00	3,40,823.00
XI. Campus Development	7,05,949.00	0.00	0.00	7,05,949.00	70,595.00	70,595.00	0.00	1,41,190.00	5,64,759.00	6,35,354.00
XI. Other fixed assets										
A. TOTAL of CURRENT YEAR	1,77,15,989.00	16,30,249.00	0.00	1,93,46,238.00	1,01,39,587.00	11,56,242.00	0.00	1,12,96,829.00	80,50,406.00	75,76,402.00
B. Capital Work- In - Progress	0.00	0.00	0.00	0.00	0.00	0.00	0.00	0.00	0.00	0.00
B. NET WORK - IN - PROGRESS	0.00	0.00	0.00	0.00	0.00	0.00	0.00	0.00	0.00	0.00
III. Intangible assets	0.00	17,700.00	0.00	17,700.00	0.00	7,080.00	0.00	7,080.00	10,620.00	0.00
GROSS BLOCK	0.00	0.00	0.00	0.00	0.00	0.00	0.00	0.00	0.00	0.00
TOTAL (A+ B+C)	1,77,15,989.00	17,700.00	0.00	1,93,63,938.00	1,01,39,587.00	11,63,322.00	0.00	1,13,02,909.00	80,61,026.00	75,76,402.00



FINANCE OFFICER



VICE-CHANCELLOR

ASSAM UNIVERSITY, SILCHAR
2017-18

SUB-SCHEDULE 4E: FIXED ASSETS (SPONSORED PROJECT)

(Amount in Rs.)

DESCRIPTION Name of Fund	GROSS BLOCK				DEPRECIATION				NET BLOCK	
	Cost / valuation as at beginning of the year	Additions during the year	Deductions during the year	Cost/Valuation at the year end	As at the beginning of the year	Additions During the year	Deductions during the year	Total up to the year end	As at the current year end (31.03.2018)	As at the previous year end (31.03.2017)
	1	2	3	4=(1+2-3)	5	6	7	8=(5+6-7)	9=(4-8)	10
I. Land :										
a) Freehold	0.00	0.00	0.00	0.00	0.00	0.00	0.00	0.00	0.00	0.00
b) Leasehold	0.00	0.00	0.00	0.00	0.00	0.00	0.00	0.00	0.00	0.00
II. Buildings :										
a) On Freehold Land	0.00	0.00	0.00	0.00	0.00	0.00	0.00	0.00	0.00	0.00
b) On Leasehold Land	0.00	0.00	0.00	0.00	0.00	0.00	0.00	0.00	0.00	0.00
c) Ownership Flats/ Premises	0.00	0.00	0.00	0.00	0.00	0.00	0.00	0.00	0.00	0.00
d) Superstructures on land not belonging to educational institutions	0.00	0.00	0.00	0.00	0.00	0.00	0.00	0.00	0.00	0.00
III. Plants, machinery & equipment	29,38,287.00	0.00	0.00	29,38,287.00	21,30,305.00	1,46,914.00	0.00	22,77,219.00	6,61,068.00	8,07,982.00
IV. Vehicle	0.00	0.00	0.00	0.00	0.00	0.00	0.00	0.00	0.00	0.00
V. Furniture & Fixtures.	1,32,326.00	0.00	0.00	1,32,326.00	1,32,325.00	0.00	0.00	1,32,325.00	1.00	1.00
VI. Office Equipment	0.00	0.00	0.00	0.00	0.00	0.00	0.00	0.00	0.00	0.00
VII. Computer / Peripherals	49,990.00	0.00	0.00	49,990.00	49,989.00	0.00	0.00	49,989.00	1.00	1.00
VIII. Electric installations	0.00	0.00	0.00	0.00	0.00	0.00	0.00	0.00	0.00	0.00
IX. Library books	99,986.00	0.00	0.00	99,986.00	19,998.00	9,999.00	0.00	29,997.00	69,989.00	79,988.00
X. Tube wells & water supply	0.00	0.00	0.00	0.00	0.00	0.00	0.00	0.00	0.00	0.00
XI. Other fixed assets										
I. Books & Journals	8,55,687.00	0.00	0.00	8,55,687.00	8,55,686.00	0.00	0.00	8,55,686.00	1.00	1.00
A. TOTAL of CURRENT YEAR	40,76,276.00	0.00	0.00	40,76,276.00	31,88,303.00	1,56,913.00	0.00	33,45,216.00	7,31,060.00	8,87,973.00
XII. Capital Work- In - Progress	0.00	0.00	0.00	0.00	0.00	0.00	0.00	0.00	0.00	0.00
B. NET WORK - IN - PROGRESS	0.00	0.00	0.00	0.00	0.00	0.00	0.00	0.00	0.00	0.00
XIII. Intangible assets	0.00	0.00	0.00	0.00	0.00	0.00	0.00	0.00	0.00	0.00
GROSS BLOCK	0.00	0.00	0.00	0.00	0.00	0.00	0.00	0.00	0.00	0.00
TOTAL (A+ B+C)	40,76,276.00	0.00	0.00	40,76,276.00	31,88,303.00	1,56,913.00	0.00	33,45,216.00	7,31,060.00	8,87,973.00


FINANCE OFFICER


VICE-CHANCELLOR

DESCRIPTION Name of Fund	GROSS BLOCK				DEPRECIATION				NET BLOCK	
	Cost / valuation as at beginning of the year	Additions during the year	Deductions during the year	Cost/Valuation at the year end	As at the beginning of the year	Additions During the year	Deductions during the year	Total up to the year end	As at the current year end (31.03.2018)	As at the previous year end (31.03.2017)
	1	2	3	4=(1+2-3)	5	6	7	8=(5+6-7)	9=(4-8)	10
I. Land :										
a) Freehold	0.00	0.00	0.00	0.00	0.00	0.00	0.00	0.00	0.00	0.00
b) Leasehold	0.00	0.00	0.00	0.00	0.00	0.00	0.00	0.00	0.00	0.00
B. Buildings :										
a) On Freehold Land	6,91,80,301.00	0.00	0.00	6,91,80,301.00	42,69,051.00	13,83,606.00	0.00	56,52,657.00	6,35,27,644.00	8,49,11,250.00
b) On Leasehold Land	0.00	0.00	0.00	0.00	0.00	0.00	0.00	0.00	0.00	0.00
c) Ownership/Plots/ Premises	0.00	0.00	0.00	0.00	0.00	0.00	0.00	0.00	0.00	0.00
d) Superstructures on Land not belonging to educational institutions	0.00	0.00	0.00	0.00	0.00	0.00	0.00	0.00	0.00	0.00
III. Plants, machinery & equipment	0.00	0.00	0.00	0.00	0.00	0.00	0.00	0.00	0.00	0.00
IV. Vehicle	27,51,269.00	0.00	0.00	27,51,269.00	18,46,628.00	2,75,127.00	0.00	21,21,755.00	5,29,514.00	9,04,641.00
V. Furniture & Fixtures.	88,66,330.00	0.00	0.00	88,66,330.00	40,21,990.00	6,64,975.00	0.00	46,86,965.00	41,79,365.00	48,44,340.00
VI. Office Equipment	69,03,873.00	0.00	0.00	69,03,873.00	23,75,450.00	5,17,790.00	0.00	28,93,240.00	40,10,633.00	45,28,423.00
VII. Computer/ Peripherals	54,39,209.00	0.00	0.00	54,39,209.00	54,39,208.00	0.00	0.00	54,39,208.00	1.00	1.00
VIII. Electric Installations	8,54,337.00	0.00	0.00	8,54,337.00	3,48,216.00	42,717.00	0.00	3,90,933.00	4,63,404.00	5,06,121.00
IX. Library books	1,30,43,518.00	0.00	0.00	1,30,43,518.00	88,57,827.00	13,04,352.00	0.00	1,01,62,179.00	28,81,339.00	41,85,691.00
X. Tube wells & water supply	0.00	0.00	0.00	0.00	0.00	0.00	0.00	0.00	0.00	0.00
XI. Other fixed assets										
1. Laboratory apparatus and Scientific equipment	78,41,404.00	0.00	0.00	78,41,404.00	36,63,674.00	6,27,317.00	0.00	42,90,991.00	35,50,418.00	41,77,730.00
2. Sports goods.	46,755.00	0.00	0.00	46,755.00	39,098.00	4,676.00	0.00	43,774.00	2,981.00	7,657.00
3. Campus Development	8,68,489.00	0.00	0.00	8,68,489.00	4,30,438.00	85,949.00	0.00	5,17,287.00	3,51,202.00	4,38,051.00
A. TOTAL of CURRENT YEAR	11,57,95,485.00	0.00	0.00	11,57,95,485.00	3,12,91,580.00	49,07,404.00	0.00	3,61,98,984.00	7,95,96,501.00	8,45,03,905.00
BII. Capital Work- In - Progress	0.00	0.00	0.00	0.00	0.00	0.00	0.00	0.00	0.00	0.00
B. NET WORK - IN - PROGRESS	0.00	0.00	0.00	0.00	0.00	0.00	0.00	0.00	0.00	0.00
III. Intangible assets	0.00	0.00	0.00	0.00	0.00	0.00	0.00	0.00	0.00	0.00
GROSS BLOCK	0.00	0.00	0.00	0.00	0.00	0.00	0.00	0.00	0.00	0.00
TOTAL (A+ B+C)	11,57,95,485.00	0.00	0.00	11,57,95,485.00	3,12,91,580.00	49,07,404.00	0.00	3,61,98,984.00	7,95,96,501.00	8,45,03,905.00



FINANCE OFFICER



VICE-CHANCELLOR

ASSAM UNIVERSITY, SILGHAR
2017-18

SUB-SCHEDULE 4G - FIXED ASSETS (SCHOOL OF TECHNOLOGY)

(Amount in Rs.)

DESCRIPTION Name of Fund	GROSS BLOCK				DEPRECIATION				NET BLOCK	
	Cost / valuation as at beginning of the year	Additions during the year	Deductions during the year	Cost/Valuation at the year end	As at the beginning of the year	Additions During the year	Deductions during the year	Total up to the year end	As at the current year end (31.03.2018)	As at the previous year end (31.03.2017)
	1	2	3	4=(1+2-3)	5	6	7	8=(5+6-7)	9=(4-8)	10
I. Land -										
a) Freehold	0.00	0.00	0.00	0.00	0.00	0.00	0.00	0.00	0.00	0.00
b) Leasehold	0.00	0.00	0.00	0.00	0.00	0.00	0.00	0.00	0.00	0.00
II. Buildings										
a) On Freehold Land	27,42,04,476.00	0.00	0.00	27,42,04,476.00	1,67,08,627.00	54,84,000.00	0.00	2,21,92,717.00	25,20,11,759.00	25,74,95,849.00
b) On Leasehold Land	0.00	0.00	0.00	0.00	0.00	0.00	0.00	0.00	0.00	0.00
c) Ownership Plots/ Premises	0.00	0.00	0.00	0.00	0.00	0.00	0.00	0.00	0.00	0.00
d) Superstructures on Land not belonging to educational institutions	0.00	0.00	0.00	0.00	0.00	0.00	0.00	0.00	0.00	0.00
III. Plants, machinery & equipment	0.00	0.00	0.00	0.00	0.00	0.00	0.00	0.00	0.00	0.00
IV. Vehicle	0.00	0.00	0.00	0.00	0.00	0.00	0.00	0.00	0.00	0.00
V. Furniture & Fixtures	1,15,00,950.00	0.00	0.00	1,15,00,950.00	45,23,117.00	8,82,571.00	0.00	51,85,688.00	61,15,262.00	69,77,833.00
VI. Office Equipment	0.00	0.00	0.00	0.00	0.00	0.00	0.00	0.00	1.00	1.00
VII. Computer/ Peripherals	4,67,001.00	0.00	0.00	4,67,001.00	4,67,000.00	0.00	0.00	4,67,000.00	14,823.00	16,477.00
VIII. Electric Installations	33,089.00	0.00	0.00	33,089.00	16,612.00	1,654.00	0.00	18,266.00	9,38,441.00	11,53,776.00
IX. Library Books	21,53,353.00	0.00	0.00	21,53,353.00	9,99,577.00	2,15,335.00	0.00	12,14,912.00	0.00	0.00
X. Tube wells & water supply	0.00	0.00	0.00	0.00	0.00	0.00	0.00	0.00	0.00	0.00
XI. Other fixed assets										
1. Laboratory apparatus and Scientific equipment	1,62,70,554.00	0.00	0.00	1,62,70,554.00	68,00,064.00	13,01,644.00	0.00	81,01,708.00	81,68,845.00	94,70,490.00
2. Campus Development	1,71,70,178.00	0.00	0.00	1,71,70,178.00	54,76,736.00	12,17,018.00	0.00	66,93,754.00	54,76,424.00	66,93,442.00
A. TOTAL of CURRENT YEAR	31,67,99,601.00	0.00	0.00	31,67,99,601.00	3,49,91,733.00	90,82,312.00	0.00	4,40,74,045.00	27,27,25,556.00	28,18,07,868.00
XII. Capital Work- In - Progress	0.00	0.00	0.00	0.00	0.00	0.00	0.00	0.00	0.00	0.00
B. NET WORK - IN - PROGRESS	0.00	0.00	0.00	0.00	0.00	0.00	0.00	0.00	0.00	0.00
XIII. Intangible assets	0.00	0.00	0.00	0.00	0.00	0.00	0.00	0.00	0.00	0.00
GROSS BLOCK	0.00	0.00	0.00	0.00	0.00	0.00	0.00	0.00	0.00	0.00
TOTAL (A+ B+C)	31,67,99,601.00	0.00	0.00	31,67,99,601.00	3,49,91,733.00	90,82,312.00	0.00	4,40,74,045.00	27,27,25,556.00	28,18,07,868.00


FINANCE OFFICER


VICE-CHANCELLOR

SUB-SCHEDULE 4B - FIXED ASSETS (DNC)

ASSAM UNIVERSITY, SILCHAR
2017-18

DESCRIPTION Name of fund	GROSS BLOCK				DEPRECIATION				NET BLOCK	
	Cost / valuation as at beginning of the year	Additions during the year	Deductions during the year	Cost/Valuation at the year end	As at the beginning of the year	Additions During the year	Deductions during the year	Total up to the year end	As at the current year end (31.03.2018)	As at the previous year end (31.03.2017)
	1	2	3	4=(1+2-3)	5	6	7	8=(5+6-7)	9=(4-8)	10
I. Land :										
a) Freehold	0.00	0.00	0.00	0.00	0.00	0.00	0.00	0.00	0.00	0.00
b) Leasehold	0.00	0.00	0.00	0.00	0.00	0.00	0.00	0.00	0.00	0.00
II. Buildings :										
a) On Freehold Land	39,98,63,784.00	0.00	0.00	39,98,63,784.00	4,57,51,287.00	79,97,276.00	0.00	5,37,48,563.00	34,61,15,221.00	35,41,13,497.00
b) On Leasehold Land	0.00	0.00	0.00	0.00	0.00	0.00	0.00	0.00	0.00	0.00
c) Ownership Flats/ Premises	0.00	0.00	0.00	0.00	0.00	0.00	0.00	0.00	0.00	0.00
d) Superstructures on Land not belonging to educational institutions	0.00	0.00	0.00	0.00	0.00	0.00	0.00	0.00	0.00	0.00
III. Plants, machinery & equipment	0.00	0.00	0.00	0.00	0.00	0.00	0.00	0.00	0.00	0.00
IV. Vehicle	0.00	0.00	0.00	0.00	0.00	0.00	0.00	0.00	0.00	0.00
V. Furniture & Fixtures.	2,58,60,193.00	0.00	0.00	2,58,60,193.00	1,26,47,011.00	39,39,914.00	0.00	1,45,86,575.00	1,32,73,698.00	1,32,13,382.00
VI. Office Equipment	0.00	0.00	0.00	0.00	0.00	0.00	0.00	0.00	0.00	0.00
VII. Computer/ Peripherals	88,27,798.00	0.00	0.00	88,27,798.00	88,27,797.00	0.00	0.00	88,27,797.00	0.00	0.00
VIII. Electric Installations	1,30,851.00	0.00	0.00	1,30,851.00	36,013.00	6,543.00	0.00	42,556.00	88,295.00	94,838.00
IX. Library Books	2,47,56,435.00	0.00	0.00	2,47,56,435.00	1,65,35,363.00	24,75,544.00	0.00	1,90,11,207.00	57,45,228.00	82,20,872.00
X. Tube wells & water supply	0.00	0.00	0.00	0.00	0.00	0.00	0.00	0.00	0.00	0.00
XI. Other fixed assets										
I. Equipment	4,90,40,476.00	0.00	0.00	4,90,40,476.00	2,35,31,157.00	36,78,036.00	0.00	2,76,09,193.00	2,14,81,283.00	2,51,09,319.00
Z. Campus Development	2,37,73,864.00	0.00	0.00	2,37,73,864.00	1,02,77,791.00	23,77,386.00	0.00	1,26,55,177.00	1,13,18,667.00	1,34,96,073.00
A. TOTAL of CURRENT YEAR	53,22,53,401.00	0.00	0.00	53,22,53,401.00	11,80,66,619.00	1,84,74,399.00	0.00	13,64,81,018.00	39,57,72,383.00	41,42,46,782.00
XII. Capital Work- In - Progress	0.00	0.00	0.00	0.00	0.00	0.00	0.00	0.00	0.00	0.00
B. NET WORK - IN - PROGRESS	0.00	0.00	0.00	0.00	0.00	0.00	0.00	0.00	0.00	0.00
XIII. Intangible assets	1,27,74,387.00	0.00	0.00	1,27,74,387.00	1,27,74,386.00	0.00	0.00	1,27,74,386.00	1.00	1.00
GROSS BLOCK	0.00	0.00	0.00	0.00	0.00	0.00	0.00	0.00	0.00	0.00
TOTAL (A+ B+C)	54,50,27,788.00	0.00	0.00	54,50,27,788.00	13,07,81,005.00	1,84,74,399.00	0.00	14,92,55,404.00	39,57,72,384.00	41,42,46,783.00


FINANCE OFFICER


VICE-CHANCELLOR

ASSAM UNIVERSITY, SILCHAR

2017-18

SUB-SCHEDULE 41- FIXED ASSETS (NLCPR)

(Amount in Rs.)

DESCRIPTION	GROSS BLOCK				DEPRECIATION				NET BLOCK	
	Cost / valuation as at beginning of the year	Additions during the year	Deductions during the year	Cost/Valuation at the year end	As at the beginning of the year	Additions During the year	Deductions during the year	Total up to the year end	As at the current year end (31.03.2018)	As at the previous year end (31.03.2017)
	1	2	3	4=(1+2-3)	5	6	7	8=(5+6-7)	9=(4-8)	10
I. Land :										
a) Freehold	0.00	0.00	0.00	0.00	0.00	0.00	0.00	0.00	0.00	0.00
b) Leasehold	0.00	0.00	0.00	0.00	0.00	0.00	0.00	0.00	0.00	0.00
II. Buildings:										
a) On Freehold Land	58,23,390.00	0.00	0.00	58,23,390.00	3,01,560.00	1,16,468.00	0.00	4,18,028.00	54,05,362.00	55,21,830.00
b) On Leasehold Land	0.00	0.00	0.00	0.00	0.00	0.00	0.00	0.00	0.00	0.00
c) Ownership Flats/ Premises	0.00	0.00	0.00	0.00	0.00	0.00	0.00	0.00	0.00	0.00
d) Superstructures on Land not belonging to educational institutions	0.00	0.00	0.00	0.00	0.00	0.00	0.00	0.00	0.00	0.00
III. Plants, machinery & equipment	0.00	0.00	0.00	0.00	0.00	0.00	0.00	0.00	0.00	0.00
IV. Vehicle	0.00	0.00	0.00	0.00	0.00	0.00	0.00	0.00	0.00	0.00
V. Furniture & Fixtures	2,10,629.00	0.00	0.00	2,10,629.00	2,10,628.00	0.00	0.00	2,10,628.00	1.00	1.00
VI. Office Equipment	0.00	0.00	0.00	0.00	0.00	0.00	0.00	0.00	0.00	0.00
VII. Computer/ Peripherals	0.00	0.00	0.00	0.00	0.00	0.00	0.00	0.00	0.00	0.00
VIII. Electric Installations	4,84,314.00	0.00	0.00	4,84,314.00	2,21,705.00	24,216.00	0.00	2,46,921.00	2,37,393.00	2,61,609.00
IX. Library Books	0.00	0.00	0.00	0.00	0.00	0.00	0.00	0.00	0.00	0.00
X. Tube wells & water supply	0.00	0.00	0.00	0.00	0.00	0.00	0.00	0.00	0.00	0.00
XI. Other fixed assets										
I. Campus development	65,87,724.00	0.00	0.00	65,87,724.00	20,03,028.00	6,58,772.00	0.00	26,61,800.00	39,25,924.00	45,84,696.00
A. TOTAL of CURRENT YEAR	1,31,06,057.00	0.00	0.00	1,31,06,057.00	27,37,921.00	7,99,456.00	0.00	35,37,377.00	95,68,680.00	1,03,68,136.00
XII Capital Work- In - Progress	0.00	0.00	0.00	0.00	0.00	0.00	0.00	0.00	0.00	0.00
B. NET WORK - IN - PROGRESS	0.00	0.00	0.00	0.00	0.00	0.00	0.00	0.00	0.00	0.00
XIII. Intangible assets	0.00	0.00	0.00	0.00	0.00	0.00	0.00	0.00	0.00	0.00
GROSS BLOCK	0.00	0.00	0.00	0.00	0.00	0.00	0.00	0.00	0.00	0.00
TOTAL (A+ B+C)	1,31,06,057.00	0.00	0.00	1,31,06,057.00	27,37,921.00	7,99,456.00	0.00	35,37,377.00	95,68,680.00	1,03,68,136.00



FINANCE OFFICER



VICE-CHANCELLOR

DESCRIPTION Name of fund	GROSS BLOCK				DEPRECIATION				NET BLOCK	
	Cost / valuation as at beginning of the year	Additions during the year	Deductions during the year	Cost/Valuation at the year end	As at the beginning of the year	Additions During the year	Deductions during the year	Total up to the year end	As at the current year end [31.03.2018]	As at the previous year end [31.03.2017]
	1	2	3	4=(1+2-3)	5	6	7	8=(5+6-7)	9=(4-8)	10
I. Land:										
a) Freehold	0.00	0.00	0.00	0.00	0.00	0.00	0.00	0.00	0.00	0.00
b) Leasehold	0.00	0.00	0.00	0.00	0.00	0.00	0.00	0.00	0.00	0.00
II. Buildings:								0.00	0.00	0.00
a) On Freehold Land	1,33,394.00	0.00	0.00	1,33,394.00	5,136.00	2,668.00	0.00	8,004.00	1,25,390.00	1,38,058.00
b) On Leasehold Land	0.00	0.00	0.00	0.00	0.00	0.00	0.00	0.00	0.00	0.00
c) Ownership Flats/ Premises	0.00	0.00	0.00	0.00	0.00	0.00	0.00	0.00	0.00	0.00
d) Superstructures on Land not belonging to educational institutions	0.00	0.00	0.00	0.00	0.00	0.00	0.00	0.00	0.00	0.00
III. Plants, machinery & equipment	0.00	0.00	0.00	0.00	0.00	0.00	0.00	0.00	0.00	0.00
IV. Vehicle	0.00	0.00	0.00	0.00	0.00	0.00	0.00	0.00	0.00	0.00
V. Furniture & Fixtures.	23,73,124.00	5,72,481.00	0.00	29,45,605.00	3,24,755.00	2,20,920.00	0.00	5,45,675.00	23,99,930.00	20,48,369.00
VI. Office Equipment	19,45,850.00	71,950.00	0.00	20,17,800.00	3,32,340.00	1,51,335.00	0.00	4,83,675.00	15,34,125.00	10,13,510.00
VII. Computer/ Peripherals	12,72,890.00	4,00,900.00	0.00	16,73,790.00	5,99,844.00	3,34,758.00	0.00	9,34,602.00	7,39,188.00	6,73,046.00
VIII. Electric Installations	8,51,102.00	3,55,205.00	0.00	12,06,307.00	85,443.00	60,315.00	0.00	1,45,758.00	10,60,549.00	7,65,659.00
IX. Library Books	1,03,752.00	48,176.00	0.00	1,51,928.00	15,733.00	15,193.00	0.00	30,926.00	1,21,002.00	88,019.00
X. Tube wells & water supply	0.00	0.00	0.00	0.00	0.00	0.00	0.00	0.00	0.00	0.00
XI. Other fixed assets								0.00	0.00	0.00
I. Laboratory apparatus and Scientific equipment	28,88,700.00	1,76,657.00	0.00	30,65,443.00	6,60,321.00	2,45,235.00	0.00	9,05,556.00	21,59,887.00	22,28,465.00
A. TOTAL of CURRENT YEAR	95,68,898.00	16,25,369.00	0.00	1,11,94,267.00	20,23,772.00	10,30,424.00	0.00	30,54,196.00	81,40,071.00	75,45,126.00
XII. Capital Work- In - Progress	0.00	0.00	0.00	0.00	0.00	0.00	0.00	0.00	0.00	0.00
B. NET WORK - IN - PROGRESS	0.00	0.00	0.00	0.00	0.00	0.00	0.00	0.00	0.00	0.00
XIII. Intangible assets	2,75,636.00	0.00	0.00	2,75,636.00	2,20,508.00	55,127.00	0.00	2,75,635.00	1.00	55,128.00
GROSS BLOCK	0.00	0.00	0.00	0.00	0.00	0.00	0.00	0.00	0.00	0.00
TOTAL (A+ B+C)	98,44,534.00	16,25,369.00	0.00	1,14,69,903.00	21,34,026.00	10,85,551.00	0.00	33,29,831.00	81,40,072.00	77,10,506.00



FINANCE OFFICER



VICE-CHANCELLOR

ASSAM UNIVERSITY, SILCHAR

2017-18

SUB-SCHEDULE 4K - FIXED ASSETS (TEQIP)

(Amount in Rs.)

DESCRIPTION Name of Fund	GROSS BLOCK				DEPRECIATION				NET BLOCK	
	Cost / valuation as at beginning of the year	Additions during the year	Deductions during the year	Cost/Valuation at the year end	As at the beginning of the year	Additions During the year	Deductions during the year	Total up to the year end	As at the current year end (31.03.2018)	As at the previous year end (31.03.2017)
	1	2	3	4=(1+2-3)	5	6	7	8=(5+6-7)	9=(4-8)	10
I. Land :										
a) Freehold	0.00	0.00	0.00	0.00	0.00	0.00	0.00	0.00	0.00	0.00
b) Leasehold	0.00	0.00	0.00	0.00	0.00	0.00	0.00	0.00	0.00	0.00
II. Buildings :										
a) On Freehold Land	0.00	0.00	0.00	0.00	0.00	0.00	0.00	0.00	0.00	0.00
b) On Leasehold Land	0.00	0.00	0.00	0.00	0.00	0.00	0.00	0.00	0.00	0.00
c) Ownership Flats/ Premises	0.00	0.00	0.00	0.00	0.00	0.00	0.00	0.00	0.00	0.00
d) Superstructures on Land not belonging to educational institutions	0.00	0.00	0.00	0.00	0.00	0.00	0.00	0.00	0.00	0.00
III. Plants, machinery & equipment	0.00	0.00	0.00	0.00	0.00	0.00	0.00	0.00	0.00	0.00
IV. Vehicle	0.00	0.00	0.00	0.00	0.00	0.00	0.00	0.00	0.00	0.00
V. Furniture & Fixtures.	0.00	0.00	0.00	0.00	0.00	0.00	0.00	0.00	0.00	0.00
VI. Office Equipment	3,25,47,321.00	58,97,813.00	0.00	3,84,45,134.00	6,22,798.00	0.00	0.00	6,22,798.00	3,78,22,536.00	3,19,24,523.00
VII. Computer/ Peripherals	1,07,44,490.00	0.00	0.00	1,07,44,490.00	2,17,668.00	0.00	0.00	2,17,668.00	1,05,26,822.00	1,05,26,822.00
VIII. Electric Installations	0.00	0.00	0.00	0.00	0.00	0.00	0.00	0.00	0.00	0.00
IX. Library Books	3,97,775.00	0.00	0.00	3,97,775.00	8,058.00	0.00	0.00	8,058.00	3,89,717.00	3,89,717.00
X. Other Asset-TEQIP(SOT)	17,18,924.00	69,69,981.00	0.00	86,88,907.00	0.00	0.00	0.00	0.00	86,88,907.00	17,18,924.00
A. TOTAL of CURRENT YEAR	4,54,68,510.00	1,28,67,796.00	0.00	5,82,76,306.00	8,48,524.00	0.00	0.00	8,48,524.00	5,74,27,782.00	4,45,55,986.00
XII. Capital Work- In - Progress	0.00	0.00	0.00	0.00	0.00	0.00	0.00	0.00	0.00	0.00
B. NET WORK - IN - PROGRESS	0.00	0.00	0.00	0.00	0.00	0.00	0.00	0.00	0.00	0.00
XIII. Intangible assets	35,41,887.00	0.00	0.00	35,41,887.00	71,754.00	0.00	0.00	71,754.00	34,70,133.00	34,70,133.00
GROSS BLOCK	0.00	0.00	0.00	0.00	0.00	0.00	0.00	0.00	0.00	0.00
TOTAL (A+ B+C)	4,89,56,397.00	1,28,67,796.00	0.00	6,18,18,193.00	9,20,278.00	0.00	0.00	9,20,278.00	6,08,97,915.00	4,80,30,119.00

Notes: As per Audit observation depreciation has not been provided on TEQIP Assets.



FINANCE OFFICER



VICE-CHANCELLOR

ASSAM UNIVERSITY, SILCHAR

2017-18

SCHEDULE 41 - FIXED ASSETS-OTHERS (Hostel/School Dev./Dept. Dev. Fund)

DESCRIPTION Name of Fund	GROSS BLOCK				DEPRECIATION				NET BLOCK	
	Cost / valuation as at beginning of the year	Additions during the year	Deductions during the year	Cost/Valuation at the year end	As at the beginning of the year	Additions During the year	Deductions during the year	Total up to the year end	As at the current year end (31.03.2018)	As at the previous year end (31.03.2017)
	1	2	3	4=(1+2-3)	5	6	7	8=(5+6-7)	9=(4-8)	10
I. Land :										
a) Freehold	0.00	0.00	0.00	0.00	0.00	0.00	0.00	0.00	0.00	0.00
b) Leasehold	0.00	0.00	0.00	0.00	0.00	0.00	0.00	0.00	0.00	0.00
II. Buildings :										
a) On Freehold Land	0.00	0.00	0.00	0.00	0.00	0.00	0.00	0.00	0.00	0.00
b) On Leasehold Land	0.00	0.00	0.00	0.00	0.00	0.00	0.00	0.00	0.00	0.00
c) Ownership Flats/ Premises	0.00	0.00	0.00	0.00	0.00	0.00	0.00	0.00	0.00	0.00
d) Superstructures on Land not belonging to educational institutions	0.00	0.00	0.00	0.00	0.00	0.00	0.00	0.00	0.00	0.00
III. Plants, machinery & equipment	0.00	0.00	0.00	0.00	0.00	0.00	0.00	0.00	0.00	0.00
IV. Vehicle	0.00	0.00	0.00	0.00	0.00	0.00	0.00	0.00	0.00	0.00
V. Furniture & Fixtures-Deptt./Hostel/School	8,97,963.00	1,91,281.00	0.00	10,89,244.00	67,347.00	81,693.00	0.00	1,49,040.00	9,40,304.00	8,30,515.00
VI. Office Equipment	0.00	0.00	0.00	0.00	0.00	0.00	0.00	0.00	0.00	0.00
VII. Computer / Peripherals Deptt. Dev. Fund	2,03,522.00	44,800.00	0.00	2,48,322.00	40,704.00	49,664.00	0.00	90,368.00	1,57,954.00	1,67,818.00
VIII. Electric Installations-Hostel	27,900.00	4,62,852.00	0.00	4,90,752.00	1,395.00	24,538.00	0.00	25,933.00	4,64,828.00	26,505.00
IX. Library Books	0.00	0.00	0.00	0.00	0.00	0.00	0.00	0.00	0.00	0.00
X. Tube wells & water supply	0.00	0.00	0.00	0.00	0.00	0.00	0.00	0.00	0.00	0.00
XI. Other fixed assets										
I. Networking-Hostel	4,76,876.00	0.00	0.00	4,76,876.00	47,688.00	47,688.00	0.00	95,376.00	3,81,500.00	4,29,188.00
A. TOTAL of CURRENT YEAR	16,06,261.00	6,98,933.00	0.00	23,05,194.00	1,57,134.00	2,03,583.00	0.00	3,60,717.00	19,44,477.00	14,49,127.00
BII. Capital Work- In - Progress	0.00		0.00	0.00	0.00	0.00	0.00	0.00	0.00	0.00
B. NET WORK - IN - PROGRESS	0.00	0.00	0.00	0.00	0.00	0.00	0.00			
XIII. Intangible assets	0.00	0.00	0.00	0.00	0.00	0.00	0.00	0.00	0.00	0.00
GROSS BLOCK	0.00	0.00	0.00	0.00	0.00	0.00	0.00	0.00	0.00	0.00
TOTAL (A+ B+C)	16,06,261.00	6,98,933.00	0.00	23,05,194.00	1,57,134.00	2,03,583.00	0.00	3,60,717.00	19,44,477.00	14,49,127.00



FINANCE OFFICER



VICE-CHANCELLOR

ASSAM UNIVERSITY, SILCHAR

2017-18

(Amount in Rs.)

SUR-SCHEDULE 4M - FIXED ASSETS - Grant (in-Aid) (Capital Assets-25)

DESCRIPTION Name of fund	GROSS BLOCK				DEPRECIATION				NET BLOCK	
	Cost / valuation as at beginning of the year	Additions during the year	Deductions during the year	Cost/Valuation at the year end	As at the beginning of the year	Additions During the year	Deductions during the year	Total up to the year end	As at the current year end (31.03.2018)	As at the previous year end (31.03.2017)
	1	2	3	4=(1+2-3)	5	6	7	8=(5+6-7)	9=(4-8)	10
I. Land :										
a) Freehold	0.00	0.00	0.00	0.00	0.00	0.00	0.00	0.00	0.00	0.00
b) Leasehold	0.00	0.00	0.00	0.00	0.00	0.00	0.00	0.00	0.00	0.00
II. Buildings :										
a) On Freehold Land - Semi Permanent	0.00	0.00	0.00	0.00	0.00	0.00	0.00	0.00	0.00	0.00
a) On Freehold Land - Other	0.00	0.00	0.00	0.00	0.00	0.00	0.00	0.00	0.00	0.00
b) On Leasehold land	0.00	0.00	0.00	0.00	0.00	0.00	0.00	0.00	0.00	0.00
c) Ownership Flats/ Provisions	0.00	0.00	0.00	0.00	0.00	0.00	0.00	0.00	0.00	0.00
d) Superstructures on Land not belonging to educational institutions	0.00	0.00	0.00	0.00	0.00	0.00	0.00	0.00	0.00	0.00
III. Plants, machinery & equipment	0.00	0.00	0.00	0.00	0.00	0.00	0.00	0.00	0.00	0.00
IV. Vehicle	0.00	26,39,453.00	0.00	26,39,453.00	0.00	1,97,959.00	0.00	1,97,959.00	24,41,494.00	0.00
V. Furniture & Fixtures	0.00	15,52,165.00	0.00	15,52,165.00	0.00	1,16,412.00	0.00	1,16,412.00	14,35,753.00	0.00
VI. Office Equipment	0.00	29,26,769.00	0.00	29,26,769.00	0.00	5,85,354.00	0.00	5,85,354.00	23,41,415.00	0.00
VII. Computer/ Peripherals/MBA Comp.	0.00	25,79,773.00	0.00	25,79,773.00	0.00	1,28,989.00	0.00	1,28,989.00	24,50,784.00	0.00
VIII. Electric Installations/MBA Electrical	0.00	85,54,629.00	0.00	85,54,629.00	0.00	8,55,463.00	0.00	8,55,463.00	76,99,166.00	0.00
IX. Library Books	0.00	4,07,950.00	0.00	4,07,950.00	0.00	40,795.00	0.00	40,795.00	3,67,155.00	0.00
X. Sports Infrastructure-CA-25										
XI. Other fixed assets										
1. Campus Development / Roads & Bridges	0.00	96,08,130.00	0.00	96,08,130.00	0.00	9,60,813.00	0.00	9,60,813.00	86,47,317.00	0.00
2. Laboratory Apparatus & Scientific Equipment	0.00	34,89,587.00	0.00	34,89,587.00	0.00	2,79,167.00	0.00	2,79,167.00	32,10,420.00	0.00
3. Audio visual Equipment	0.00	1,48,680.00	0.00	1,48,680.00	0.00	11,151.00	0.00	11,151.00	1,37,529.00	0.00
4. Equipments	0.00	10,42,000.00	0.00	10,42,000.00	0.00	78,150.00	0.00	78,150.00	9,63,850.00	0.00
A. TOTAL of CURRENT YEAR	0.00	3,29,49,136.00	0.00	3,29,49,136.00	0.00	32,54,253.00	0.00	32,54,253.00	2,96,94,883.00	0.00
XII. Capital Work- In - Progress	0.00	0.00	0.00	0.00	0.00	0.00	0.00	0.00	0.00	0.00
B. NET WORK - IN - PROGRESS	0.00	0.00	0.00	0.00	0.00	0.00	0.00	0.00	0.00	0.00
XIII. Intangible assets	0.00	2,81,489.00	0.00	2,81,489.00	0.00	1,12,595.00	0.00	1,12,595.00	1,68,893.00	0.00
GROSS BLOCK	0.00	3,52,30,625.00	0.00	3,52,30,625.00	0.00	33,66,849.00	0.00	33,66,849.00	2,98,63,776.00	0.00
TOTAL (A+ B+C)	0.00	3,52,30,625.00	0.00	3,52,30,625.00	0.00	33,66,849.00	0.00	33,66,849.00	2,98,63,776.00	0.00


FINANCE OFFICER


VICE-CHANCELLOR

ASSAM UNIVERSITY, SILCHAR

2017-18

SCHEDULE 5: INVESTMENTS FROM EARMARKED/ ENDOWMENT FUNDS

(Amount in Rs.)

Term Deposits with Bank	Long Term Investments	Short Term Investments	Current Year	Previous Year
1	2	3	2+3=4	5
1) Mobilised Resource Fund: Sub-schedule 5A	0.00	1,77,88,232.00	1,77,88,232.00	1,73,26,792.00
2) House Building Advance Fund: Sub-schedule 5B	0.00	61,77,438.00	61,77,438.00	43,42,477.00
3) University Development Fund: Sub-schedule 5C	0.00	2,21,77,501.00	2,21,77,501.00	2,06,08,416.00
4) Endowment Fund: Sub-schedule 5D	10,80,351.61	0.00	10,80,351.61	10,80,351.61
5) Pension Fund	0.00	0.00	0.00	4,08,91,845.00
TOTAL	10,80,351.61	4,61,43,171.00	4,72,23,522.61	8,42,49,881.61


FINANCE OFFICER


VICE-CHANCELLOR

SUB SCHEDULE 5A: MOBILISED RESOURCE FUND INVESTMENT

(Amount in Rs.)

Sl. No.	TDR Instrument No.	Name of the Bank/ Br.	Date of Investment	Rate of Investment	Date of Maturity	Amount
SHORT TERM INVESTMENT						
1	246865	Vijaya Bank, Silchar	24.02.2018	6.50	24.02.2019	81,00,567.00
2	336398	Bank of Baroda, Silchar	11.05.2017	6.90	11.05.2018	34,86,992.00
3	336399	Bank of Baroda, Silchar	11.05.2017	6.90	11.05.2018	34,86,993.00
4	045024	Bank of Baroda, Silchar	27.05.2017	6.90	27.05.2018	12,863.00
5	045135	Bank of Baroda, Silchar	07.07.2017	6.90	07.07.2018	817.00
6	814562	UCO Bank	27.03.2018	6.00	23.09.2018	27,00,000.00
TOTAL						1,77,88,232.00

SUB SCHEDULE 5B: HOUSE BUILDING FUND INVESTMENT

(Amount in Rs.)

Sl. No.	TDR Instrument No.	Name of the Bank/ Br.	Date of Investment	Rate of Investment	Date of Maturity	Amount
SHORT TERM INVESTMENT						
1	917207	UCO Bank, AUS	6/13/2017	6.65	6/13/2018	46,77,438.00
2	917704	UCO Bank, AUS	22.12.2017	6.50	22.12.2018	15,00,000.00
TOTAL						61,77,438.00

SUB SCHEDULE 5C: UNIVERSITY DEVELOPMENT FUND

(Amount in Rs.)

Sl. No.	TDR Instrument No.	Name of the Bank/ Br.	Date of Investment	Rate of Investment	Date of Maturity	Amount
SHORT TERM INVESTMENT						
1	336400	Bank of Baroda, Silchar	11.05.2017	6.90	11.05.2018	34,86,992.00
2	336401	Bank of Baroda, Silchar	11.05.2017	6.90	11.05.2018	34,86,993.00
3	336402	Bank of Baroda, Silchar	11.05.2017	6.90	11.05.2018	34,86,992.00
4	917194	UCO Bank, AUS	10.06.2017	6.65	10.06.2018	58,58,262.00
5	917201	UCO Bank, AUS	10.06.2017	6.65	10.06.2018	58,58,262.00
TOTAL						2,21,77,501.00



FINANCE OFFICER



VICE-CHANCELLOR

ASSAM UNIVERSITY, SILCHAR
2017-18

SUB SCHEDULE 5D: ENDOWMENT FUND INVESTMENT

(Amount in Rs.)

Sl. No	Name of the Endowment Fund	TDR Instrument No.	Name of the Bank/Br.	Date of Investment	Rate of Interest %	Date of Maturity	Amount
LONG TERM INVESTMENT							
1	A C Das Memorial Endow. Fund	690323	SBI, NIT Branch	17.04.2017	7.00	17.04.2019	10,000.00
2	Aparna Roy Memorial Endow.Fund	690314	SBI, NIT Branch	16.04.2017	7.00	16.04.2019	10,000.00
3	Bipin Chandra Pal Memorial Endow. Fund	718885	UCO Bank, AU Branch	28.03.2015	8.75	11.09.2022	11,078.77
4	B K Gupta Memorial Research schlp. Fund	690327	SBI, NIT Branch	17.04.2017	7.00	17.04.2019	2,00,000.00
5	Dehabrata Roy Memorial Endow. Fund	878866	UCO Bank, AU Branch	01.07.2015	8.30	01.07.2020	10,000.00
6	D L Das Memorial Endow. Fund	878804	UCO Bank, AU Branch	18.06.2015	8.30	18.06.2020	10,000.00
7	D L Roy Memorial Endow. Fund	878867	UCO Bank, AU Branch	18.06.2015	8.30	18.06.2020	10,000.00
8	Dr. B Bhattacharjee Memorial Endow. Fund	997910	UCO Bank, AU Branch	03.11.2015	7.50	03.11.2020	19,102.00
9	Dr.S Ranganathan Memorial Endow. Fund	690315	SBI, NIT Branch	16.04.2017	7.00	16.04.2019	10,000.00
10	G C Roy Memorial Endow. Fund	690318	SBI, NIT Branch	16.04.2017	7.00	16.04.2019	10,000.00
11	G K Roy Memorial Endow. Fund	690324	SBI, NIT Branch	17.04.2017	7.00	17.04.2019	10,000.00
12	Hrishikesh Saha Memorial Endow. Fund	690251	SBI, NIT Branch	28.04.2017	6.50	28.02.2022	12,000.00
13	Kironbala Bhattacharjee Memorial Endow. Fund	690317	SBI, NIT Branch	16.04.2017	7.00	16.04.2019	10,000.00
14	K P Sengupta Memorial Endow. Fund	690321	SBI, NIT Branch	17.04.2017	7.00	17.04.2019	10,000.00
15	Muktashree Memorial Endow. Fund	690325	SBI, NIT Branch	17.04.2017	7.00	17.04.2019	10,000.00
16	N C M S Memorial Endow. Fund	246474	Vijaya Bank, Silchar	31.05.2017	6.50	31.05.2020	10,000.00
17	N B Digendra Kumar Dey Smriti Puraskar Account	204783	UCO Bank, AU Branch	11.07.2017	6.30	11.07.2022	9,500.00
18	Nilima Sarma Memorial Endow. Fund	690322	SBI, NIT Branch	17.04.2017	7.00	17.04.2019	10,000.00
19	N S Mate Memorial Endow. Fund	690319	SBI, NIT Branch	17.04.2017	7.00	17.04.2019	14,500.00
20	O Meena Devi Memorial Endow. Fund	690328	SBI, NIT Branch	17.04.2017	7.00	17.04.2019	10,000.00
21	P M Goswami Memorial Endow. Fund	878803	UCO Bank, AU Branch	19.06.2015	8.30	19.06.2020	10,000.00
Total carried forward							4,16,180.77

(Amount in Rs.)

SL. No	Name of the Endowment Fund	TDR Instrument No.	Name of the Bank/Br.	Date of Investment	Rate of Interest %	Date of Maturity	Amount
							4,16,180.77
Brought forward							
22	R K Saha Memorial Endow. Fund	690329	SBI, NIT Branch	17.04.2017	7.00	17.04.2019	12,000.00
23	Sabitri Bhattacharjee Memorial Endow. Fund	690326	SBI, NIT Branch	17.04.2017	7.00	17.04.2019	10,000.00
24	Shanti Devi Memorial Endow. Fund	997909	UCO Bank, AU Branch	03.11.2015	7.50	03.11.2020	10,054.00
25	Sociological Research Award Endow. Fund	878887	UCO Bank, AU Branch	06.07.2015	8.20	06.07.2020	20,000.00
26	T S Brahmachari Memorial Endow. Fund	690316	SBI, NIT Branch	16.04.2017	7.00	16.04.2019	10,000.00
27	U S Dutta Memorial Award Account	204784	UCO Bank, AU Branch	11.07.2017	6.30	11.07.2022	9,500.00
28	Ushabati Sengupta Memorial Endow. Fund	690320	SBI, NIT Branch	17.04.2017	7.00	17.04.2019	10,000.00
29	Rita Kar Memorial Scholarship Fund	205100	UCO Bank, AU Branch	02.04.2013	8.75	02.04.2018	50,000.00
30	Murshedul Alam Mem. Endw Fund	205015	UCO Bank, AU Branch	25.11.2016	6.75	25.11.2021	20,000.00
31	Ajmal Foundation Prize for BA-LLB (Hons)	814156	UCO Bank, AU Branch	02.02.2017	6.75	02.02.2022	50,000.00
32	Ajmal Foundation Prize for B.Tech (I T)	814155	UCO Bank, AU Branch	02.02.2017	6.75	02.02.2020	50,000.00
33	Ananya Paul Memorial End. Award	917622	UCO Bank, AU Branch	24.05.2017	6.65	24.05.2019	20,789.26
34	Lal Behari Goala Mem. End. Fund	917623	UCO Bank, AU Branch	24.05.2017	6.65	24.05.2019	10,571.41
35	Lalit Sethi Mem. End. Fund	205898	UCO Bank, AU Branch	28.03.2015	8.75	11.09.2022	10,270.89
36	Laxminia Goala Mem. Endw. Fund	205896	UCO Bank, AU Branch	28.03.2015	8.75	11.09.2022	10,270.89
37	Haji Azmal Ali Mem. Endw. Award	206213	UCO Bank, AU Branch	28.03.2015	8.75	11.09.2022	25,221.75
38	Maryam Azmal Mem. Endw. Award	206214	UCO Bank, AU Branch	28.03.2015	8.75	11.09.2022	25,221.75
39	Surajbhan Khandelwal Mem. Endw. Fund	205895	UCO Bank, AU Branch	28.03.2015	8.75	11.09.2022	10,270.89
40	Muleundadas Memorial Endowment Fund	046580	UCO Bank, AU Branch	12.11.2016	7.10	12.11.2019	1,00,000.00
41	Subinoy Chandra Dutta Roy Memorial Endowment Gold Medal	917100	UCO Bank, AU Branch	03.12.2014	8.75	03.12.2019	1,00,000.00
42	Ayiriddhi Bhattacharjee Memorial Endowment Gold Medal	917099	UCO Bank, AU Branch	02.12.2014	8.75	02.12.2019	1,00,000.00
Total							10,80,351.61


FINANCE OFFICER


VICE-CHANCELLOR

ASSAM UNIVERSITY, SILCHAR

SCHEDULE 6 : INVESTMENTS OTHERS

Term Deposits with Bank		Long Term Investment	Short Term Investment	(Rs. in Lakhs)	
				Current Year	Previous Year
1		2	3	(2+3)=4	5
1) Plan fund :	Sub Schedule - 6A	0.00	11,29,80,684.00	11,29,80,684.00	8,57,29,778.00
2) XII Plan Fund:	Sub Schedule - 6B	0.00	24,17,43,157.00	24,17,43,157.00	12,11,80,605.00
3) Non-plan Fund:	Sub Schedule - 6C	2,50,44,203.00	32,13,65,574.00	34,64,09,777.00	4,36,15,234.00
4) Queens University Fund:	Sub Schedule - 6D	0.00	8,98,18,714.00	8,98,18,714.00	8,30,03,075.00
5) University Development Fund		0.00	0.00	0.00	2,06,08,416.00
6) Hostel Fund:	Sub Schedule - 6E	0.00	1,62,03,128.00	1,62,03,128.00	65,03,788.00
7) Diphu Campus Fund:	Sub Schedule - 6F	1,98,14,100.00	87,77,023.00	2,85,91,123.00	2,50,94,159.00
8) NLCPR Fund:	Sub Schedule - 6G	1,62,52,694.00	93,46,797.00	2,55,99,491.00	2,16,80,790.00
9) Caution Money Fund:	Sub Schedule - 6H	12,23,242.69	0.00	12,23,242.69	12,23,242.69
10) PMMMMNMTT Fund:	Sub Schedule - 6I	0.00	3,69,81,492.00	3,69,81,492.00	4,31,27,745.00
11) CIDC:	Sub Schedule - 6J	0.00	38,00,000.00	38,00,000.00	0.00
12) OBC Grant:	Sub Schedule - 6K	0.00	60,00,000.00	60,00,000.00	0.00
13) Sponsored Projects:	Sub Schedule - 6L	0.00	2,02,79,035.00	2,02,79,035.00	0.00
TOTAL		6,23,34,239.69	86,72,95,604.00	92,96,29,843.69	45,17,66,832.69


FINANCE OFFICER


VICE-CHANCELLOR

ASSAM UNIVERSITY, SILCHAR

(Amount in Rs.)

SUB SCHEDULE 6A: PLAN FUND

Sl. No.	TDR Instrument No.	Name of the Bank/ Br.	Date of Investment	Rate of Investment	Date of Maturity	Amount
SHORT TERM INVESTMENT						
1	37372819206	SBI	18.02.2018	6.25	19.04.2018	90,92,466.00
2	37372819705	SBI	18.02.2018	6.25	19.04.2018	20,20,548.00
3	37372819965	SBI	18.02.2018	6.25	19.04.2018	90,92,466.00
4	814594	UCO Bank, AUS	27.03.2018	6.00	23.09.2018	80,00,000.00
5	814595	UCO Bank, AUS	27.03.2018	6.00	23.09.2018	70,32,674.00
6	814596	UCO Bank, AUS	27.03.2018	6.00	23.09.2018	80,00,000.00
7	814597	UCO Bank, AUS	27.03.2018	6.00	27.03.2018	70,32,674.00
8	814598	UCO Bank, AUS	27.03.2018	6.00	27.03.2018	80,00,000.00
9	814599	UCO Bank, AUS	27.03.2018	6.00	27.03.2018	70,32,674.00
10	814600	UCO Bank, AUS	27.03.2018	6.00	27.03.2018	80,00,000.00
11	814601	UCO Bank, AUS	27.03.2018	6.00	27.03.2018	70,32,674.00
12	814602	UCO Bank, AUS	27.03.2018	6.00	27.03.2018	80,00,000.00
13	814603	UCO Bank, AUS	27.03.2018	6.00	27.03.2018	70,32,674.00
14	814604	UCO Bank, AUS	27.03.2018	6.00	27.03.2018	80,00,000.00
15	814605	UCO Bank, AUS	27.03.2018	6.00	27.03.2018	70,32,676.00
16	917638	UCO Bank, AUS	19.12.2017	6.35	19.06.2018	25,79,158.00
TOTAL (A)						11,29,80,684.00

(Amount in Rs.)

SUB SCHEDULE 6B: XII PLAN FUND

Sl. No.	TDR Instrument No.	Name of the Bank/ Br.	Date of Investment	Rate of Investment	Date of Maturity	Amount
SHORT TERM INVESTMENT						
1	37372763704	SBI	18.02.2018	6.25	19.04.2018	5,05,137.00
2	37533747306	SBI	09.02.2018	6.25	09.02.2019	80,00,000.00
3	37533792643	SBI	09.02.2018	6.25	09.02.2019	80,00,000.00
4	37533792790	SBI	09.02.2018	6.25	09.02.2019	80,00,000.00
5	37533792938	SBI	09.02.2018	6.25	09.02.2019	80,00,000.00
6	37533793090	SBI	09.02.2018	6.25	09.02.2019	80,00,000.00
7	37533793249	SBI	09.02.2018	6.25	09.02.2019	80,00,000.00
8	37533793410	SBI	09.02.2018	6.25	09.02.2019	80,00,000.00
9	37533793534	SBI	09.02.2018	6.25	09.02.2019	80,00,000.00
10	37533793668	SBI	09.02.2018	6.25	09.02.2019	80,00,000.00
11	37533793862	SBI	09.02.2018	6.25	09.02.2019	80,00,000.00
12	37533794005	SBI	09.02.2018	6.25	09.02.2019	80,00,000.00
13	37533794129	SBI	09.02.2018	6.25	09.02.2019	80,00,000.00
TOTAL Carried Forward to next page						9,65,05,137.00

Sl. No.	TDR Instrument No.	Name of the Bank/ Br.	Date of Investment	Rate of Investment	Date of Maturity	(Amount in Rs.) Amount
SHORT TERM INVESTMENT						
TOTAL Brought Forward from previous page						
14	37533839231	SBI	08.02.2018	8.25	09.02.2018	9,65,05,137.00
15	37616716727	SBI	27.03.2018	6.35	23.09.2018	77,76,627.00
16	37616717823	SBI	27.03.2018	6.35	23.09.2018	60,00,000.00
17	814572	UCO Bank, AUS	27.03.2018	6.00	23.09.2018	60,00,000.00
18	814573	UCO Bank, AUS	27.03.2018	6.00	23.09.2018	80,00,000.00
19	814574	UCO Bank, AUS	27.03.2018	6.00	23.09.2018	80,00,000.00
20	814575	UCO Bank, AUS	27.03.2018	6.00	23.09.2018	80,00,000.00
21	814576	UCO Bank, AUS	27.03.2018	6.00	23.09.2018	80,00,000.00
22	814577	UCO Bank, AUS	27.03.2018	6.00	23.09.2018	80,00,000.00
23	814578	UCO Bank, AUS	27.03.2018	6.00	23.09.2018	80,00,000.00
24	814579	UCO Bank, AUS	27.03.2018	6.00	23.09.2018	80,00,000.00
25	814580	UCO Bank, AUS	27.03.2018	6.00	23.09.2018	53,16,923.00
26	814581	UCO Bank, AUS	27.03.2018	6.00	23.09.2018	80,00,000.00
27	814582	UCO Bank, AUS	27.03.2018	6.00	23.09.2018	18,11,335.00
28	814583	UCO Bank, AUS	27.03.2018	6.00	23.09.2018	80,00,000.00
29	814584	UCO Bank, AUS	27.03.2018	6.00	23.09.2018	80,00,000.00
30	814585	UCO Bank, AUS	27.03.2018	6.00	23.09.2018	42,05,537.00
31	814586	UCO Bank, AUS	27.03.2018	6.00	23.09.2018	80,00,000.00
32	814586	UCO Bank, AUS	27.03.2018	6.00	23.09.2018	42,05,537.00
33	814589	UCO Bank, AUS	27.03.2018	6.00	23.09.2018	42,05,537.00
34	917202	UCO Bank, AUS	10.06.2017	6.65	10.06.2018	80,00,000.00
35	917203	UCO Bank, AUS	10.06.2017	6.65	10.06.2018	58,58,262.00
TOTAL						24,17,43,167.00

SUB SCHEDULE 9C: NON PLAN FUND

Sl. No.	TDR Instrument No.	Name of the Bank/ Br.	Date of Investment	Rate of Investment	Date of Maturity	(Amount in Rs.) Amount
LONG TERM INVESTMENT						
1	073662	Allahabad Bank, Silchar	16.07.2017	6.75	16.07.2019	42,36,294.00
2	424118	Allahabad Bank, Silchar	27.12.2017	6.50	27.12.2020	57,72,971.00
3	424119	Allahabad Bank, Silchar	27.12.2017	6.50	27.12.2020	50,00,000.00
4	878061	UCO Bank, AUS	03.09.2017	5.00	03.09.2018	1,00,34,938.00
TOTAL (A)						2,50,44,203.00
SHORT TERM INVESTMENT						
1	814533	UCO Bank, AUS	19.12.2017	6.35	18.06.2018	99,00,000.00
2	814534	UCO Bank, AUS	19.12.2017	6.35	18.06.2018	99,00,000.00
3	814535	UCO Bank, AUS	19.12.2017	6.35	18.06.2018	99,00,000.00
TOTAL						2,97,00,000.00

Sl. No.	TDR Instrument No.	Name of the Bank/ Br.	Date of Investment	Rate of investment	Date of Maturity	Amount
SHORT TERM INVESTMENT						
TOTAL Brought Forward from previous page						2,97,00,000.00
					18.06.2018	99,00,000.00
4	814536	UCO Bank, AUS	19.12.2017	6.35	18.06.2018	99,00,000.00
5	814537	UCO Bank, AUS	19.12.2017	6.35	18.06.2018	99,00,000.00
6	814538	UCO Bank, AUS	19.12.2017	6.35	18.06.2018	99,00,000.00
7	814539	UCO Bank, AUS	19.12.2017	6.35	18.06.2018	99,00,000.00
8	814540	UCO Bank, AUS	19.12.2017	6.35	18.06.2018	10,00,000.00
9	814541	UCO Bank, AUS	19.12.2017	6.00	23.09.2018	90,00,000.00
10	814547	UCO Bank, AUS	27.03.2018	6.00	23.09.2018	90,00,000.00
11	814548	UCO Bank, AUS	27.03.2018	6.00	23.09.2018	90,00,000.00
12	814549	UCO Bank, AUS	27.03.2018	6.00	23.09.2018	90,00,000.00
13	814550	UCO Bank, AUS	27.03.2018	6.00	23.09.2018	90,00,000.00
14	814552	UCO Bank, AUS	27.03.2018	6.00	23.09.2018	90,00,000.00
15	814553	UCO Bank, AUS	27.03.2018	6.00	23.09.2018	90,00,000.00
16	814554	UCO Bank, AUS	27.03.2018	6.00	23.09.2018	90,00,000.00
17	814555	UCO Bank, AUS	27.03.2018	6.00	23.09.2018	90,00,000.00
18	814556	UCO Bank, AUS	27.03.2018	6.00	23.09.2018	90,00,000.00
19	814557	UCO Bank, AUS	27.03.2018	6.00	23.09.2018	10,00,000.00
20	814558	UCO Bank, AUS	27.03.2018	6.00	23.09.2018	80,00,000.00
21	814559	UCO Bank, AUS	27.03.2018	6.00	23.09.2018	80,00,000.00
22	814560	UCO Bank, AUS	27.03.2018	6.00	23.09.2018	40,00,000.00
23	814561	UCO Bank, AUS	27.03.2018	6.00	23.09.2018	59,00,000.00
24	814564	UCO Bank, AUS	27.03.2018	6.00	23.09.2018	80,00,000.00
25	814565	UCO Bank, AUS	27.03.2018	6.00	23.09.2018	80,00,000.00
26	814566	UCO Bank, AUS	27.03.2018	6.00	23.09.2018	80,00,000.00
27	814567	UCO Bank, AUS	27.03.2018	6.00	23.09.2018	80,00,000.00
28	814568	UCO Bank, AUS	27.03.2018	6.00	23.09.2018	90,00,000.00
29	814571	UCO Bank, AUS	27.03.2018	6.00	23.09.2018	83,10,051.00
30	942204	UCO Bank, AUS	19.11.2017	6.50	19.11.2018	83,10,051.00
31	942205	UCO Bank, AUS	19.11.2017	6.50	19.11.2018	83,10,051.00
32	942206	UCO Bank, AUS	19.11.2017	6.50	19.11.2018	88,63,514.00
33	942207	UCO Bank, AUS	19.11.2017	6.50	19.11.2018	60,94,893.00
34	37372818305	SBI	22.03.2018	6.25	5/7/2018	50,79,078.00
35	37372818859	SBI	22.03.2018	6.25	5/7/2018	50,79,078.00
36	37372818611	SBI	22.03.2018	6.25	5/7/2018	20,31,286.00
37	37373635079	SBI	22.03.2018	6.25	5/7/2018	68,94,897.00
38	311000DA00000646	Punjab National Bank	11.04.2017	6.90	26.04.2020	29,50,72,699.00
TOTAL Carried forward to next page						

Sl. No.	TDR Instrument No.	Name of the Bank/ Br.	Date of Investment	Rate of Investment	Date of Maturity	(Amount in Rs.) Amount
SHORT TERM INVESTMENT						
TOTAL Brought Forward from previous page						
39	349982	UCO Bank	29.08.2016	7.50	27.08.2018	29,50,72,699.00
40	351207	UCO Bank	28.08.2016	7.50	28.08.2018	8,51,985.00
41	942910	UCO Bank	23.01.2014	9.00	23.11.2021	38,85,670.00
42	942662	UCO Bank	17.12.2012	9.35	17.06.2020	18,00,000.00
43	942663	UCO Bank	17.12.2012	9.35	17.06.2020	1,00,00,000.00
44	482098	UCO Bank	19.01.2016	7.50	19.01.2019	10,00,000.00
45	997912	UCO Bank	23.01.2016	7.50	23.01.2019	8,07,699.00
46	690217	SBI, NIT Silchar	21.01.2017	6.50	21.01.2022	8,06,110.00
TOTAL (B)						71,41,411.00
TOTAL (A+B)						32,13,65,574.00
TOTAL						34,64,09,777.00

SUB SCHEDULE 6D: Queens University

Sl. No.	TDR Instrument No.	Name of the Bank/ Br.	Date of Investment	Rate of Investment	Date of Maturity	(Amount in Rs.) Amount
SHORT TERM INVESTMENT						
1	461943	Vijaya Bank, Sil	19.01.2018	6.50	20.07.2018	50,00,000.00
2	461944	Vijaya Bank, Sil	19.01.2018	6.50	21.07.2018	50,00,000.00
3	461945	Vijaya Bank, Sil	22.01.2018	6.50	23.07.2018	50,00,000.00
4	461946	Vijaya Bank, Sil	23.01.2018	6.50	24.07.2018	50,00,000.00
5	461950	Vijaya Bank, Sil	24.01.2018	6.50	25.07.2018	50,00,000.00
6	461954	Vijaya Bank, Sil	29.01.2018	6.50	30.07.2018	50,00,000.00
7	729778	Bank of Baroda, Silchar	24.05.2017	6.90	24.05.2018	13,97,317.00
8	729779	Bank of Baroda, Silchar	24.05.2017	6.90	24.05.2018	63,94,132.00
9	729780	Bank of Baroda, Silchar	24.05.2017	6.90	24.05.2018	63,94,132.00
10	729781	Bank of Baroda, Silchar	24.05.2017	6.90	24.05.2018	63,94,132.00
11	814567	UCO Bank, AUS	27.03.2018	6.00	23.09.2018	63,94,132.00
12	814590	UCO Bank, AUS	27.03.2018	6.00	23.09.2018	80,00,000.00
13	942981	UCO Bank, AUS	24.05.2017	6.65	24.05.2018	42,05,537.00
14	942982	UCO Bank, AUS	24.05.2017	6.65	24.05.2018	64,09,833.00
15	942983	UCO Bank, AUS	24.05.2017	6.65	24.05.2018	64,09,833.00
16	942984	UCO Bank, AUS	24.05.2017	6.65	24.05.2018	64,09,833.00
TOTAL						8,98,18,714.00

(Amount in Rs.)

SUB SCHEDULE 6E: Hostel Fund

Sl. No.	TDR Instrument No.	Name of the Bank/ Br.	Date of Investment	Rate of Investment	Date of Maturity	Amount
SHORT TERM INVESTMENT						
1	336403	Bank of Baroda, Silchar	11.05.2017	6.90	11.05.2018	34,86,993.00
2	917319	UCO Bank, AUS	24.02.2018	6.50	24.02.2019	34,87,015.00
3	045138	Bank of Baroda, Silchar	07.07.2017	6.90	07.07.2018	584.00
4	045025	Bank of Baroda, Silchar	27.05.2017	6.90	27.05.2018	26,895.00
5	917642	UCO Bank, AUS	30.12.2017	6.35	30.06.2018	72,21,641.00
6	814563	UCO Bank, AUS	27.03.2018	6.00	23.09.2018	20,00,000.00
TOTAL						1,62,03,128.00

(Amount in Rs.)


SUB SCHEDULE 6F: DIPHU CAMPUS FUND

Sl. No.	TDR Instrument No.	Name of the Bank/ Br.	Date of Investment	Rate of Investment	Date of Maturity	Amount
SHORT TERM INVESTMENT						
1	424121	Allahabad Bank, silchar	14.04.2017	7.00	15.04.2018	87,77,023.00
TOTAL (A)						87,77,023.00
LONG TERM INVESTMENT						
2	696078	Union Bank, Silchar	10.05.2016	7.55	10.05.2018	82,41,029.00
3	696080	Union Bank, Silchar	10.05.2016	7.55	10.05.2018	82,41,029.00
4	31681264876	SBI, Diphu	22.03.2018	6.40	22.03.2019	33,32,042.00
TOTAL (B)						1,98,14,100.00
TOTAL (A+B)						2,85,91,123.00

(Amount in Rs.)

SUB SCHEDULE 6G: NLCPR FUND

Sl. No.	TDR Instrument No.	Name of the Bank/ Br.	Date of Investment	Rate of Investment	Date of Maturity	Amount
LONG TERM INVESTMENT						
1	355863	Vijaya Bank, Silchar	19.06.2016	7.25	26.06.2019	81,26,347.00
2	355864	Vijaya Bank, Silchar	21.08.2016	7.25	26.06.2019	81,26,347.00
TOTAL (A)						1,62,52,694.00
SHORT TERM INVESTMENT						
3	917206	UCO Bank, AUS	13.06.2017	6.65	13.06.2018	58,46,797.00
4	37622606444	SBI	30.03.2018	6.35	26.09.2018	35,00,000.00
TOTAL (B)						93,46,797.00
TOTAL (A+B)						2,55,99,491.00



FINANCE OFFICER



VICE-CHANCELLOR

SUB SCHEDULE 6H: CAUTION MONEY FUND

Sl. No.	TDR Instrument No.	Name of the Bank/ Br.	Date of Investment	Rate of Investment	Date of Maturity	Amount
(Amount in Rs.)						
LONG TERM INVESTMENT						
1	368080	SBI, NIT Silchar	11.07.2015	8.25	11.07.2019	11,99,538.00
2	690186	SBI, NIT Silchar	11.07.2016	7.00	11.07.2021	23,704.69
TOTAL						12,23,242.69

SUB SCHEDULE 6I: PMMMNMTT

Sl. No.	TDR Instrument No.	Name of the Bank/ Br.	Date of Investment	Rate of Investment	Date of Maturity	Amount
(Amount in Rs.)						
SHORT TERM INVESTMENT						
1	917325	UCO Bank,	2/26/2018	6.50	2/26/2019	92,45,373.00
2	917327	UCO Bank,	2/26/2018	6.50	2/26/2019	92,45,373.00
3	917328	UCO Bank,	2/26/2018	6.50	2/26/2019	92,45,373.00
4	917329	UCO Bank,	2/26/2018	6.50	2/26/2019	92,45,373.00
TOTAL						3,69,81,492.00

SUB SCHEDULE 6J: CIDC

Sl. No.	TDR Instrument No.	Name of the Bank/ Br.	Date of Investment	Rate of Investment	Date of Maturity	Amount
(Amount in Rs.)						
SHORT TERM INVESTMENT						
1	814569	UCO Bank, AUS	27.03.2018	6.00	23.09.2018	38,00,000.00
TOTAL						38,00,000.00

SUB SCHEDULE 6K: OBC Grant

Sl. No.	TDR Instrument No.	Name of the Bank/ Br.	Date of Investment	Rate of Investment	Date of Maturity	Amount
(Amount in Rs.)						
SHORT TERM INVESTMENT						
1	814570	UCO Bank, AUS	27.03.2018	6.00	23.09.2018	60,00,000.00
TOTAL						60,00,000.00

SUB SCHEDULE 6L: Sponsored Project

Sl. No.	TDR Instrument No.	Name of the Bank/ Br.	Date of Investment	Rate of Investment	Date of Maturity	Amount
(Amount in Rs.)						
SHORT TERM INVESTMENT						
1	37450647199	SBI	18.02.2018	6.25	19.04.2018	50,40,240.00
2	37450658032	SBI	18.02.2018	6.25	19.04.2018	50,40,240.00
3	37450658418	SBI	18.02.2018	6.25	19.04.2018	50,40,240.00
4	814526	UCO Bank,	15.01.2018	6.35	16.07.2017	51,58,315.00
TOTAL						2,02,79,035.00



FINANCE OFFICER



VICE-CHANCELLOR

ASSAM UNIVERSITY, SILCHAR

SCHEDULE 7 - CURRENT ASSETS

	(Amount in Rs.)	
	CURRENT YEAR	PREVIOUS YEAR
1. Stock of Chemicals, Consumables and Stationeries	19,03,444.15	39,15,773.00
2. Cash Balances in Hand (including cheque / drafts and imprest)		
1. Cash in Hand	0.00	0.00
2. Imprest	5,62,248.00	5,95,728.00
3. Bank Balances (to be further cassified as pertaining to earmarked fund or otherwise)		
a) With Scheduled Bank :		
In Savings & Current Accounts (Annexure - A)	40,25,97,162.73	69,40,49,437.78
TOTAL	40,50,62,854.88	69,85,60,938.78


FINANCE OFFICER


VICE-CHANCELLOR

7 A) ENDOWMENT FUNDS:

Sl. No.	Account Number	Name of Account	Amount (in Rs.)
1	SB-10521277580	Anil Chandra Das Memorial Endowment Fund	10,929.50
2	SB-10521277591	Aparna Roy Memorial Endowment Fund	1,248.19
3	SB-10521277705	Sabitri Bhattacharjee Memorial Endowment Fund	1,695.79
4	SB-10521277716	B. K. Gupta Memorial Endowment Fund	4,40,945.99
5	SB-10521277841	G. C. Roy Memorial Endowment Fund	5,333.06
6	SB-10521277852	G. K. Roy Memorial Endowment Fund	1,330.37
7	SB-10521277863	Hrishkesh Saha Memorial Endowment Fund	11,796.93
8	SB-10521277910	Kiranbala Bhattacharjee Memorial Endowment Fund	3,833.10
9	SB-10521277921	K. P. Sengupta Memorial Endowment Fund	4,964.11
10	SB-10521277967	Muktashree Memorial Endowment Fund	2,945.18
11	SB-10521277998	N. S. Male Memorial Endowment Fund	6,683.64
12	SB-10521278006	Nilima Sarma Memorial Endowment Fund	5,020.57
13	SB-10521278095	O. Meena Devi Memorial Endowment Fund	8,473.65
14	SB-10521278200	R. K. Saha Memorial Endowment Fund	4,795.97
15	SB-10521278324	Dr. S. Ranganathan Memorial Endowment Fund	12,067.04
16	SB-10521278391	T. S. Brahmachari Memorial Endowment Fund	292.36
17	SB-10521278404	Ushabati Serigupta Memorial Endowment Fund	4,584.28
18	SB-20050100000140	B. C. Paul Memorial Endowment Fund	2,459.27
19	SB-20050100000377	P. M. Goswami Memorial Endowment Fund	2,703.00
20	SB-20050100000378	D. L. Das Memorial Endowment Fund	7,528.97
21	SB-20050100000429	Dr. B. Bhattacharjee Memorial Endowment Fund	17,499.67
22	SB-20050100000430	Santibala Devi Memorial Endowment Fund	1,774.67
23	SB-20050100000485	Debatrata Roy Memorial Endowment Fund	12,070.00
24	SB-20050100000486	D. L. Roy Memorial Endowment Fund	20,698.00
25	SB-20050100000501	Sociological Research Award	40,749.00
26	SB-20050100000630	U. S. Dutta Memorial Endowment Fund	2,823.40
27	SB-20050100000631	N.B.D.K. Dey Memorial Endowment Fund	4,268.40
28	SB-20050100000777	Assam University Endowment Award Account	88,056.20
29	SB-20050100002794	Ajmal Foundation Prize -B. Tech(IT)	13,226.71
30	SB-20050100002795	Ajmal Foundation Prize -BA.LLb (Hon.)	8,756.71
31	SB-20050110008874	Mukundadas Bhattacharjee Memorial Endowment Fund	19,818.00
32	SB-20050110030367	S C Dutta Roy Memorial Endowment Fund	20,347.12
33	SB-20050110030394	Ayridhi Bhattacharjee Memorial Endowment Fund	20,373.65
34	SB-4606	N C Melati Shyam Memorial Endowment Fund	6,777.50
TOTAL (A)			8,18,899.25

7 B) OTHERS:

Sl. No.	Account Number	Name of Account	Amount (in Rs.)
			15,076.50
1	SB-31949339998	Diphu Project Account	8,64,692.75
2	SB-0747010201926	UBI-Diphu-Corpus Account	33,867.54
3	SB-10521277803	Alumni Association Fund A/c.	8,62,538.48
4	SB-10521277614	House Building Advance A/c.	3,13,049.34
5	SB-10521277625	NLCPR A/c.	33,49,133.58
6	SB-20050100000007	Revenue A/c.	88,094.00
7	SB-200501000000023	Pension Fund A/c.	53,273.98
8	SB-200501000000382	Mobilised Resource Fund A/c.	3,20,545.00
9	SB-200501000000816	Hostel A/c.	5,53,635.00
10	SB-20050100001556	DBA Spl. Fee Account	11,64,319.18
11	SB-20050100001622	AU Exam Remuneration A/c.	16,44,077.54
12	SB-20050100002225	Plan Fund A/c.	27,46,65,521.77
13	SB-20050100002909	NON-PLAN / Principal A/c.	13,426.36
14	SB-20050110006337	OBCA/c.	40,54,887.48
15	SB-20050110009109	Convocation A/c.	4,005.00
16	SB-20050110009727	NSCD A/c.	7,27,129.00
17	SB-20050110016343	NPC-177 A/c.	48,503.00
18	SB-20050110017593	CIDC A/c.	29,26,288.00
19	SB-20050110020999	NSS A/c.	4,56,240.00
20	SB-20050110023457	FIST-MATHS A/c.	25,69,668.00
21	SB-20050110030691	TSSOT-Corpus Fund A/c.	63,96,595.00
22	SB-20050110030707	TSSOT-Maintenance Fund A/c.	25,69,668.00
23	SB-20050110030714	TSSOT-Equip. Replace. Fund A/c.	25,69,668.00
24	SB-20050110030721	TSSOT-Faculty Dev. Fund A/c.	75,254.28
25	SB-20050110031537	CDEOL A/c.	76,03,872.95
26	SB-20050110031568	Admission Fee A/c. 2015-16	7,58,492.71
27	SB-20050110031582	NRB-342 Project A/c.	79,55,945.86
28	SB-20050110032152	Exam. Receipts A/c.	63,25,867.32
29	SB-20050110033937	PMMMNMTT A/c.	69,97,256.51
30	SB-20050110035450	AU Project Account-II	1,49,145.00
31	SB-293104000016986	IDBI A/c.	1,40,05,641.50
32	SB-30206139913	Diphu Campus Principal A/c.	95,41,437.69
33	SB-30397033053	Diphu Fee Receipt A/c.	35,96,76,914.32
TOTAL (Carried Forward)			

Sl. No.	Account Number	Name of Account	Amount (in Rs.)
	TOTAL (Brought Forward)		
34	SB-3050101000285	AU Project A/c. (Canara)	35,96,76,914.32
35	SB-3050101000299	DBT-128 A/c.	1,08,90,244.72
36	SB-3050101000747	SOT A/c.	10,27,389.00
37	SB-3050101000849	MED-B9	64,723.00
38	SB-3050101001067	CL-NMR A/c.	9,14,828.00
39	SB-31616091592	Project A/c-Diphu	14,16,764.00
40	SB-32328739667	AU Internal Receipt A/c.	33,99,770.00
41	SB-32402403712	SBI(DORGAKONA)-Plan XII	10,30,503.00
42	SB-32402406474	SBI(DORG)-AUDC	57,13,155.86
43	SB-32459394109	SBI-Project A/c. - Diphu	16,35,290.94
44	SB-34639047816	FIST/PHYSICS-AUDC	732.50
45	SB-36703393100	AU EPF A/c.	90,711.22
46	SB-37039514226	Students A/c. -AUDC	9,20,538.00
47	SB-50041718012	U. N. Brahma A/c.	17,06,787.50
48	SB-911010002620491	SAP Life Science	9,78,148.00
49	SB-911010002621782	SAP Fine Arts	1,11,990.00
50	SB-911010002716330	SAP Bengali	44,956.00
51	SB-911010002726997	SAP Chemistry	6,29,214.00
52	SB-911010005341681	SAP Ecology	9,80,693.06
53	SB-911010006312848	Biotech Hub	6,79,691.00
54	SB-911010020675284	Donation Account	6,44,743.73
55	SB-911010024519045	DBT-3625 A/c.	13,403.00
56	SB-911010025264315	SAP Bio-Technology	73,625.75
57	SB-911010039167370	CL A/c.	3,50,476.36
58	SB-911010043826711	SAP MATHEMATICS	71,936.48
59	SB-911010056421653	SAP Hindi	60,549.00
60	SB-911010066502739	SAP-Philosophy	4,82,038.00
61	SB-911010067851119	Axis-SOT(TEQIP)	28,589.00
62	SB-912010048950749	DST/FIST-Chemistry	78,19,610.56
63	SB-911010000939704	SAP Physics	5,20,247.49
	Grand Total (B)		0.00
GRAND TOTAL (A+B)			40,17,78,265.48
			40,25,97,162.73


FINANCE OFFICER


VICE-CHANCELLOR

ASSAM UNIVERSITY, SILCHAR

SCHEDULE B - LOANS, ADVANCES & DEPOSITS

(Amount in Rs.)

	CURRENT YEAR	PREVIOUS YEAR
1. Advances to employees [Non - Interest bearing]		
a) Salary	4,500.00	4,500.00
b) Festival	10,01,800.00	9,86,800.00
c) LTC	57,21,598.00	57,88,451.00
d) Medical Advance	24,10,377.00	20,38,960.00
e) Sponsored Projects Advance	1,30,49,502.00	1,54,75,002.00
f) Other	1,98,95,773.00	2,68,46,675.00
2. Long term Advances to employees : [Interest bearing]		
a) House Building Advance	52,31,045.00	53,06,922.00
b) Other Advance	10,000.00	19,000.00
3. Advances and other amounts recoverable in cash or in kind of for value to be received :		
a) On Capital Account (Civil Works)	15,18,41,867.00	13,65,98,712.00
b) To Suppliers of goods and others	1,18,98,926.38	1,30,11,388.38
c) Advance for Letter of Credit	0.00	0.00
d) Other advances	1,76,57,027.00	1,34,75,230.00
4. Deposits		
a) Telephone	1,77,100.00	1,77,100.00
b) Electricity	12,67,665.08	12,67,665.08
5. Income Accrued :		
a) On Investments from Earmarked / Endowment Fund	20,30,950.00	1,08,78,016.00
b) On Investment - Others	1,80,56,047.05	1,46,71,472.00
c) On Investment of PMMMNMTT	2,23,916.00	2,81,215.00
d) On House Building advance	69,37,597.00	67,08,569.00
6. Other receivable		
a) Debit balances in Sponsored Projects (Sub Schedule 3A)	30,96,541.82	18,78,471.89
b) Debit balances in Fellowship & Scholarship (Sub Schedule -3B)	4,52,196.00	5,93,135.00
c) Other receivables		
1. HRA fund Recovery (March 2018)	90,219.00	86,782.00
2. Educational Loan	2,27,568.00	2,27,568.00
3. Non-plan Grants Receivable from UGC	22,21,60,000.00	0.00
4. XII Plan Grants Receivable from UGC	0.00	5,00,00,000.00
	51,58,83,982.00	19,97,75,397.00
7. Deferred Capital Expenditure- XII Plan		
TOTAL	99,93,48,197.25	50,61,56,951.27



FINANCE OFFICER



VICE-CHANCELLOR

ASSAM UNIVERSITY, SILCHAR

SCHEDULE 9 - ACADEMIC RECEIPTS

PARTICULARS	CURRENT YEAR				PREVIOUS YEAR			
	Univ. Academic Receipts	Diphu Campus	SOT	Total	Non Plan	Diphu Campus	SOT	Total
FEE FROM STUDENTS								
Academic				0.00	0.00	94,91,121.00	0.00	94,91,121.00
1. Tuition Fee	88,59,900.00	0.00	0.00	88,59,900.00	79,89,600.00	0.00	0.00	79,89,600.00
2. Admission Fee	1,13,69,651.00	0.00	0.00	1,13,69,651.00	55,92,570.00	0.00	0.00	55,92,570.00
3. Enrolment Fee	2,51,020.00	0.00	0.00	2,51,020.00	4,95,852.00	0.00	0.00	4,95,852.00
4. Library Fee	23,32,335.00	0.00	0.00	23,32,335.00	24,08,639.00	0.00	0.00	24,08,639.00
5. Laboratory Fee	36,36,100.00	0.00	0.00	36,36,100.00	39,36,040.00	0.00	0.00	39,36,040.00
6. Registration Fee	3,84,900.00	0.00	0.00	3,84,900.00	3,61,900.00	0.00	0.00	3,61,900.00
Examinations								
1. Annual Examination Fee	4,72,50,996.95	0.00	0.00	4,72,50,996.95	4,25,17,443.88	0.00	0.00	4,25,17,443.88
Other Fees								
1. Miscellaneous Fee	1,03,06,149.60	0.00	0.00	1,03,06,149.60	1,23,30,400.38	18,649.00	30,900.00	1,23,79,949.38
2. Hostel Fee	12,39,265.00	0.00	0.00	12,39,265.00	19,81,770.00	0.00	0.00	19,81,770.00
3. Computer Fee	5,45,200.00	0.00	0.00	5,45,200.00	6,50,800.00	0.00	0.00	6,50,800.00
Sale of Publications								
1. Sale of Prospectus including admission forms	44,33,113.00	0.00	0.00	44,33,113.00	41,70,378.00	1,203.00	0.00	41,71,581.00
Academic Fee - MBA	8,25,750.00	0.00	0.00	8,25,750.00	4,40,000.00	0.00	0.00	4,40,000.00
TOTAL	9,12,54,380.55	0.00	0.00	9,12,54,380.55	8,28,75,393.26	95,10,973.00	30,900.00	9,24,17,266.26


FINANCE OFFICER


VICE-CHANCELLOR

ASSAM UNIVERSITY, SILCHAR

SCHEDULE 10 - GRANTS/ SUBSIDIES

(Amount in Rs.)

PARTICULARS	UGC							TOTAL PLAN	GRANT-IN-AID (Recurring, Salary and Capital Assets)	CURRENT YEAR TOTAL
	NLCPR	XII PLAN	PLAN	DIPHU CAMPUS	SOT	TEQIP	OBC			
Balance Brought Forward	8,58,76,788.34	44,56,31,706.36	13,79,57,373.10	1,00,21,901.94	-3,96,89,688.00	2,96,28,636.73	-6,67,61,223.40	61,27,66,617.07	0.00	61,27,66,617.07
Add : Receipts during the year	0.00	0.00	0.00	0.00	0.00	0.00	0.00	0.00	1,42,41,65,000.00	1,42,41,65,000.00
Add : Int. on Inv. Earned during the year	13,26,341.00	1,13,67,947.00	47,22,967.00	23,33,776.00	0.00	0.00	0.00	1,87,60,031.00	0.00	1,87,60,031.00
Add : Int. earned on savings during the year	1,59,321.00	52,00,840.00	1,22,574.00	0.00	0.00	4,45,298.00	0.00	69,28,633.00	0.00	69,28,633.00
Add : Adjustment	0.00	-9,15,60,854.00	0.00	0.00	0.00	0.00	0.00	-9,15,60,654.00	9,46,61,000.00	31,00,348.00
TOTAL	9,73,61,450.34	37,06,39,839.36	14,28,02,914.10	1,23,55,677.94	-3,96,89,688.00	3,00,73,934.73	-6,67,61,223.40	64,68,83,927.07	1,51,88,26,000.00	2,08,57,08,927.07
Less: Utilisation for capital expenditure (A)	0.00	5,44,82,765.00	0.00	0.00	0.00	1,26,67,796.00	0.00	6,73,60,561.00	3,32,30,625.00	10,06,61,186.00
Balance	9,73,61,450.34	31,61,57,074.36	14,28,02,914.10	1,23,55,677.94	-3,96,89,688.00	1,72,06,138.73	-6,67,61,223.40	47,96,32,366.07	1,48,66,96,375.00	1,96,51,27,741.07
Less : Utilisation for revenue expenditure transferred to Income & Expenditure A/c. (B)	0.00	60,57,397.52	0.00	0.00	0.00	98,74,529.00	0.00	1,69,31,926.52	1,48,66,96,375.00	1,50,15,27,301.52
Balance Carried Forward (C)	9,73,61,450.34	31,00,99,676.84	14,28,02,914.10	1,23,55,677.94	-3,96,89,688.00	73,31,609.73	-6,67,61,223.40	46,34,00,439.55	0.00	46,36,00,439.55

- NOTE :**
- A - Appears as addition to Capital Fund as well as addition to Fixed Assets during the year.
 - B - Appears as income in the Income & Expenditure Account.
 - C - (i) Appears under Current Liabilities in the Balance Sheet and will become the Opening Balance next year.
(ii) Represented by Bank Balances, Investments and Advances


FINANCE OFFICER


VICE-CHANCELLOR

ASSAM UNIVERSITY, SILCHAR

SCHEDULE 11 - INCOME FROM INVESTMENTS

(Income on Investment from Earmarked/Endowment Funds transferred to Funds)

Income on Investment from Earmarked/Endowment Fund	(Amount in Rs.)	
	CURRENT YEAR	PREVIOUS YEAR
1) Interest		
a) On Govt. Securities	0.00	0.00
b) On other Bonds/Debentures/Approved Securities	0.00	0.00
2) Income received		
University Funds (Contribution)	92,07,298.00	1,85,11,158.89
3) Income accrued		
a) House Building Advance Fund.	7,36,042.00	7,22,250.00
b) Mobilised Resource Fund.	4,82,969.00	0.00
c) University Development Fund	15,49,649.00	0.00
4) Interest on Saving Accounts	19,17,365.00	2,39,556.00
5) Others (specify)		
a) Endowment Fund. (Adjustments - Cancellation of Cheque etc.)	0.00	1,000.00
b) Mobilised Resource Fund (Overhead charges from Investment of Project Fund)	83,06,744.50	2,03,854.00
c) Mobilised Resource Fund/ Other funds (Other Income)	64,597.00	77,08,846.50
TOTAL	2,22,64,664.50	2,73,86,665.39
Transferred to Earmarked /Endowment Funds (Schedule - 2)	2,22,64,664.50	2,73,86,665.39
BALANCE	NIL	NIL


 FINANCE OFFICER


 VICE-CHANCELLOR

ASSAM UNIVERSITY, SILCHAR

SCHEDULE 12: INTEREST EARNED

(Amount in Rs.)

PARTICULARS	CURRENT YEAR	PREVIOUS YEAR
a) Interest Earned on Savings Account	92,99,568.00	1,05,28,577.50
b) Interest Earned on Term Deposits	84,04,674.00	33,80,588.00
Total	1,77,04,242.00	1,39,09,165.50


FINANCE OFFICER


VICE-CHANCELLOR

ASSAM UNIVERSITY, SILCHAR

SCHEDULE 13 - OTHER INCOME

PARTICULARS	(Amount in Rs.)	
	CURRENT YEAR	PREVIOUS YEAR
A. Income from Land & Building		
1. License Fee	8,91,809.00	10,65,170.00
2. Electricity Receipts	6,62,972.00	9,52,027.00
B. Others		
1. RTI Fee	27,020.00	22,374.00
2. Misc. Receipts	13,44,068.52	2,02,999.39
3. Sale of Tender Forms	1,96,400.00	2,05,497.00
4. Guest House Receipts	2,49,600.00	3,50,500.00
5. Interest Recovery on Advance	6,700.00	0.00
6. Interest Recovery on LTC Advance	16,831.00	3,567.00
7. Transport Receipts	29,91,890.00	11,800.00
8. Gym. Membership Fee Receipts	17,700.00	5,100.00
9. Transfer of service benefit from other Institutions	4,532.00	20,38,557.00
10. Rent Recovery	1,32,623.00	2,72,074.00
11. Security Receipt from IIGM	17,87,568.00	9,72,352.00
TOTAL	83,29,713.52	61,02,017.39


FINANCE OFFICER


VICE-CHANCELLOR

ASSAM UNIVERSITY, SILCHAR

SCHEDULE 14: PRIOR PERIOD INCOME

(Amount in Rs.)

PARTICULARS	CURRENT YEAR	PREVIOUS YEAR
a) Adjustments	52,90,161.00	88,42,901.00
Total	52,90,161.00	88,42,901.00


FINANCE OFFICER


VICE-CHANCELLOR

ASSAM UNIVERSITY, SILCHAR

SCHEDULE 15 - STAFF PAYMENTS & BENEFITS

(Amount in Rs.)

PARTICULARS	CURRENT YEAR			PREVIOUS YEAR		
	Grant in aid- Salary (36)	XII Plan (including SOT & Diphu Campus)	Total	Non Plan	XII Plan (including SOT & Diphu Campus)	Total
1. Salaries, Wages & Allowances	84,23,84,779.00	0.00	84,23,84,779.00	53,45,17,599.00	7,89,82,168.00	61,34,99,767.00
2. Ad- Hoc Bonus	0.00	0.00	0.00	8,83,360.00	1,45,068.00	10,28,428.00
3. Contribution to Provident Fund	30,99,348.00	0.00	30,99,348.00	7,33,234.00	0.00	7,33,234.00
4. Contribution to New Pension Scheme	4,73,52,644.00	0.00	4,73,52,644.00	2,66,27,975.00	54,39,356.00	3,20,67,331.00
5. Staff Welfare, Medical Reimbursement etc.	2,07,81,038.00	0.00	2,07,81,038.00	82,59,533.00	9,32,438.00	91,91,971.00
6. Retirement and Terminal Benefits	87,77,616.00	0.00	87,77,616.00	1,30,75,329.00	0.00	1,30,75,329.00
7. LTC Facility	87,35,890.00	0.00	87,35,890.00	61,10,969.00	14,24,960.00	75,35,929.00
8. Children Education Allowance	61,73,590.00	0.00	61,73,590.00	71,18,732.00	5,09,965.00	76,28,697.00
9. Pension	1,86,48,558.00	0.00	1,86,48,558.00	1,84,58,383.00	0.00	1,84,58,383.00
10. Leave Encashment	24,50,690.00	0.00	24,50,690.00	9,20,146.00	14,813.00	9,34,959.00
Total	95,84,04,153.00	0.00	95,84,04,153.00	61,67,05,260.00	8,74,48,768.00	70,41,54,028.00


 FINANCE OFFICER


 VICE-CHANCELLOR

ASSAM UNIVERSITY, SILCHAR

(Amount in Rs.)

SCHEDULE 16 - ACADEMIC EXPENSES

PARTICULARS	CURRENT YEAR				PREVIOUS YEAR		
	Grant in aid-Recurring (31)	XII Plan (including SOT)	TEQIP	Total	Non Plan (including Diphu Campus)	XII Plan (including SOT & Diphu Campus)	Total
1 Laboratory Expenses	10,17,285.13	0.00	0.00	10,17,285.13	22,67,982.00	0.00	22,67,982.00
2 Field Work/ Study Tour Expenses	2,66,870.00	0.00	0.00	2,66,870.00	0.00	0.00	0.00
3 Examination Expenses	1,99,11,949.00	0.00	0.00	1,99,11,949.00	2,52,77,042.25	0.00	2,52,77,042.25
4 Admission Expenses	3,90,579.00	0.00	0.00	3,90,579.00	2,21,110.00	0.00	2,21,110.00
5 Travel Grant	3,55,874.00	0.00	0.00	3,55,874.00	0.00	4,99,187.00	4,99,187.00
6 Merged Scheme Expenses- XII Plan	0.00	4,000.00	0.00	4,000.00	0.00	2,45,686.00	2,45,686.00
7 Other Academic Expenses	6,26,346.72	57,000.00	0.00	6,83,346.72	41,25,352.00	0.00	41,25,352.00
8 Salary/ Honorarium to Dept. of Business Admn. Workers	0.00	0.00	0.00	0.00	52,143.00	0.00	52,143.00
9 Fellowship to M. Phil/ P hd. Scholars	1,11,19,969.00	1,60,000.00	0.00	1,12,79,969.00	0.00	48,23,932.00	48,23,932.00
10 Sports Facility	4,89,256.00	0.00	0.00	4,89,256.00	0.00	25,99,203.00	25,99,203.00
11 Students Co-curricular Activities	2,63,511.00	0.00	0.00	2,63,511.00	1,46,758.00	0.00	1,46,758.00
12 Convocation Expenses	45,89,091.00	0.00	0.00	45,89,091.00	49,18,296.00	0.00	49,18,296.00
13 Coaching Scheme for NET/SET for SC/ST/OBC/Minority- 1993-2003	0.00	0.00	0.00	0.00	0.00	1,72,200.00	1,72,200.00
14 Conference/ Seminar/ Workshop Expenses	5,54,323.00	50,000.00	0.00	6,04,323.00	0.00	7,86,278.00	7,86,278.00
15 Entry into Service- for SC/ST/OBC/Minority- XII Plan	0.00	0.00	0.00	0.00	0.00	4,56,279.00	4,56,279.00
16 Remedial Coaching Scheme-for SC/ST/OBC/Minority- XII	0.00	1,74,000.00	0.00	1,74,000.00	0.00	2,07,042.00	2,07,042.00
17 Community College Expenses- XII Plan	0.00	19,71,602.00	0.00	19,71,602.00	0.00	9,30,957.00	9,30,957.00
18 Career & Counselling Cell Expenses	2,42,349.00	0.00	0.00	2,42,349.00	0.00	0.00	0.00
19 TEQIP Expenses	0.00	0.00	98,74,529.00	98,74,529.00	0.00	0.00	0.00
Total	3,98,27,402.85	24,16,602.00	98,74,529.00	5,21,18,533.85	3,70,08,683.25	1,07,20,764.00	4,77,29,447.25


FINANCE OFFICER


VICE-CHANCELLOR

ASSAM UNIVERSITY, SILCHAR

SCHEDULE 17 - ADMINISTRATIVE AND GENERAL EXPENSES

(Amount in Rs.)

Sl. No.	PARTICULARS	CURRENT YEAR			PREVIOUS YEAR				
		Grant in aid- Recurring (31)	XII Plan	TEQIP	Total	Non Plan	XII Plan	TEQIP	Total
1	Electricity and Power	2,20,91,770.00	0.00	0.00	2,20,91,770.00	1,78,10,664.00	0.00	0.00	1,78,10,664.00
2	Water Charges	35,19,764.00	0.00	0.00	35,19,764.00	20,07,423.00	0.00	0.00	20,07,423.00
3	Insurance	10,66,350.00	0.00	0.00	10,66,350.00	9,86,205.00	0.00	0.00	9,86,205.00
4	Postage & Telegram	2,36,677.00	0.00	0.00	2,36,677.00	3,72,888.00	0.00	0.00	3,72,888.00
5	Telephone, Fax & Internet Charges	36,52,645.00	0.00	0.00	36,52,645.00	12,39,750.00	0.00	0.00	12,39,750.00
6	Printing, Stationery & Consumables	30,54,481.20	0.00	0.00	30,54,481.20	36,37,661.00	29,258.00	0.00	36,66,911.00
7	Security Charges	4,90,72,188.00	0.00	0.00	4,90,72,188.00	3,50,17,610.00	0.00	0.00	3,50,17,610.00
8	Cost of Fuel (Vehicle/ Generator Set)	56,04,982.00	0.00	0.00	56,04,982.00	50,78,998.00	0.00	0.00	50,78,998.00
9	Membership & Contribution to Other Institute	12,570.00	0.00	0.00	12,570.00	60,500.00	0.00	0.00	60,500.00
10	Legal & Professional Charges	4,41,803.00	0.00	0.00	4,41,803.00	3,31,658.00	0.00	0.00	3,31,658.00
11	Advertisement and Publicity	17,37,148.00	0.00	0.00	17,37,148.00	9,60,841.00	0.00	0.00	9,60,841.00
12	Newspaper, Magazines & Journals	2,28,991.00	0.00	0.00	2,28,991.00	2,51,063.00	0.00	0.00	2,51,063.00
13	Health Centre & Other Welfare	9,79,615.00	0.00	0.00	9,79,615.00	8,71,530.00	0.00	0.00	8,71,530.00
14	Bank Charges	20,495.62	0.00	0.00	20,495.62	39,823.23	0.00	0.00	39,823.23
15	Meeting Expenses	16,51,661.00	0.00	0.00	16,51,661.00	11,17,767.00	0.00	0.00	11,17,767.00
16	Selection Committee Expenses for Recruitment	21,91,536.00	0.00	0.00	21,91,536.00	28,080.00	3,17,389.00	0.00	3,45,469.00
17	Labour charges, Daily Wages & Contract Labour	3,48,11,806.00	0.00	0.00	3,48,11,806.00	2,93,29,658.00	0.00	0.00	2,93,29,658.00
18	Other Charges of Admn. Academic departments	3,05,216.00	0.00	0.00	3,05,216.00	3,04,422.00	0.00	0.00	3,04,422.00
19	Misc/Other Administrative Expenses	35,60,691.00	0.00	0.00	35,60,691.00	24,17,468.00	10,000.00	0.00	24,27,468.00
20	House Keeping Charges	1,53,86,737.00	0.00	0.00	1,53,86,737.00	1,26,74,711.00	0.00	0.00	1,26,74,711.00
21	Networking	0.00	0.00	0.00	0.00	0.00	0.00	0.00	0.00
22	Accommodation Charges	1,37,438.00	0.00	0.00	1,37,438.00	1,23,950.00	0.00	0.00	1,23,950.00
23	Staff & Student Amenities	6,16,458.00	0.00	0.00	6,16,458.00	4,38,496.00	0.00	0.00	4,38,496.00
24	TA/DA/Honorarium to Staff & Other	58,65,491.00	0.00	0.00	58,65,491.00	38,30,764.00	43,232.00	0.00	38,73,996.00
25	Laboratory Consumables	5,49,719.00	0.00	0.00	5,49,719.00	54,56,590.00	0.00	0.00	54,56,590.00
26	Community College Expenses- XII Plan	0.00	0.00	0.00	0.00	0.00	0.00	0.00	0.00
27	B. Voc Expenses-XII Plan	0.00	26,22,975.52	0.00	26,22,975.52	0.00	17,52,335.00	0.00	17,52,335.00
28	TEQIP Expenses	0.00	0.00	0.00	0.00	0.00	0.00	91,06,060.00	91,06,060.00
29	Day Care Centre Expenses	0.00	41,136.00	0.00	41,136.00	0.00	0.00	0.00	0.00
30	Guest House Expenses	0.00	0.00	0.00	0.00	48,432.00	0.00	0.00	48,432.00
	Total	15,67,96,232.82	26,64,111.52	0.00	15,94,60,344.34	12,44,36,952.23	21,52,206.00	91,06,060.00	13,56,95,218.23


FINANCE OFFICER


VICE-CHANCELLOR

ASSAM UNIVERSITY, SILCHAR

SCHEDULE 18 - TRANSPORTATION EXPENSES

(Amount in Rs.)

PARTICULARS	CURRENT YEAR				PREVIOUS YEAR			
	Grant in aid- Recurring (31)	XII Plan	TEQIP	Total	Non Plan	XII Plan	TEQIP	Total
1. Vehicles:								
a) Running Expenses	12,71,019.00	0.00	0.00	12,71,019.00	17,10,777.00	0.00	0.00	17,10,777.00
b) Repair & Maintenance		0.00	0.00					
c) Insurance Expenses		0.00	0.00					
2. Vehicle Taken on Rent	93,47,275.00	0.00	0.00	93,47,275.00	2,16,24,291.00	0.00	0.00	2,16,24,291.00
3. Vehicle Hiring Charges		0.00	0.00					
TOTAL	1,06,18,294.00	0.00	0.00	1,06,18,294.00	2,33,35,068.00	0.00	0.00	2,33,35,068.00


FINANCE OFFICER


VICE-CHANCELLOR

ASSAM UNIVERSITY, SILCHAR

SCHEDULE 19 - REPAIR & MAINTENANCE

PARTICULARS	CURRENT YEAR			PREVIOUS YEAR		
	Grant in aid- Recurring (31)	XII Plan	Total	Non Plan	XII Plan	Total
Repair & Maintenance of:						
a) Building	2,76,526.00	0.00	2,76,526.00	17,963.00	2,49,07,194.00	2,49,25,157.00
b) Furniture & Fixture	0.00	0.00	0.00	0.00	0.00	0.00
c) Electricals	1,89,024.00	0.00	1,89,024.00	11,19,221.00	0.00	11,19,221.00
d) Office Equipment	65,51,469.00	0.00	65,51,469.00	45,15,576.00	0.00	45,15,576.00
e) Estate	3,79,60,453.00	9,76,684.00	3,89,37,137.00	1,93,30,704.00	0.00	1,93,30,704.00
f) Computers	22,65,200.00	0.00	22,65,200.00	15,14,961.00	2,87,418.00	18,02,379.00
g) Misc. Repair	2,40,557.00	0.00	2,40,557.00	1,59,648.00	7,27,824.00	8,87,472.00
Total	4,74,83,229.00	9,76,684.00	4,84,59,913.00	2,66,58,073.00	2,59,22,436.00	5,25,80,509.00


 FINANCE OFFICER


 VICE-CHANCELLOR

ASSAM UNIVERSITY, SILCHAR

SCHEDULE 21: OTHER EXPENSES

(Amount in Rs.)

PARTICULARS	CURRENT YEAR	PREVIOUS YEAR
a) Provision for Gratuity	20,75,13,143.00	0.00
b) Provision for Leave Encashment	31,90,88,604.00	0.00
Total	52,66,01,747.00	0.00


FINANCE OFFICER


VICE-CHANCELLOR

ASSAM UNIVERSITY, SILCHAR

SCHEDULE 22: PRIOR PERIOD EXPENSES

(Amount in Rs.)

PARTICULARS	CURRENT YEAR	PREVIOUS YEAR
a) Adjustments	0.00	7,30,384.00
Total	0.00	7,30,384.00


FINANCE OFFICER


VICE-CHANCELLOR

ASSAM UNIVERSITY, SILCHAR

SCHEDULE -23 : SIGNIFICANT ACCOUNTING POLICIES

1. BASIS FOR PREPARATION OF ACCOUNTS:

1.1. Assam University is a Central University established in 1994 at Silchar by an Act of Parliament (No. XXIII of 1989) with a Satellite Campus at Diphu in the Karbi Anglong District of Assam. It is substantially funded by Government of India. The Accounts are prepared in accordance with the principles and procedures laid down by the Ministry of Human Resource Development, Government of India in the New Format of Accounts, prescribed for centrally funded educational institutions, on accrual basis, duly in compliance with applicable Uniform Accounting Standards (UAS).

2. REVENUE RECOGNITION AND ACCOUNTING:

2.1. All revenues and expenses are accounted for on accrual principle with necessary provisions for known liabilities except for the followings:

- (a) The fee collected from the students are accounted for on cash basis;
- (b) The sale of admission forms are accounted for on cash basis;
- (c) Receipts of interest on House Building Advances are accounted for on recovery basis;
- (d) Interest on Savings Bank Accounts are accounted for on cash basis; and
- (e) Expenditure on charges prepaid except subscription of journals, are accounted for on cash basis.

3. TRANSFER TO THE CAPITAL FUND:

- (a) Assets created out of Earmarked/Designated Funds where the ownership of such assets are vests with the University are accounted for by transferring the amount to the Capital Fund and correspondingly merged with the Fixed Assets of the University. Depreciation is charged at the rates applicable to the respective assets.

4. FIXED ASSETS AND DEPRECIATION:

- 4.1. Fixed Assets are stated at cost of acquisition including all direct expenses related to acquisition and installation. Depreciation is provided on the Fixed Assets under "Straight Line Method" (SLM) at the rates prescribed by MHRD in new format of Account guidelines.
- 4.2. Fixed Assets of the University are acquired out of the Grants received from the Government of India. Grants utilized for acquisition of Fixed Assets are accounted for by transferring the amount to the Capital Fund and correspondingly merged with the Fixed Assets of the University.
- 4.3. Depreciation is provided for the whole year on additions during the year as per guidelines of MHRD.
- 4.4. In the Books of Accounts the cost of acquisition of assets are shown to its full value and the accumulated depreciation thereof are depicted separately.
- 4.5. As per guidelines of MHRD, the assets individual value of each of which is Rs.2000/- or less (except Library Books) are treated as Small Value Assets, 100% depreciation has been provided leaving a residual value of Re.1/- exhibited in the Schedule -4 : Fixed Assets in order to have physical verification.
- 4.6. Capital Works-in-Progress are stated at cost, incurred relating to assets in progress.
- 4.7. Depreciation on Tangible Fixed Assets are provided on Straight Line Method at the following rates:

Sl No.	Assets	Rate of Depreciation (in percentage)
1	Land	0
2	Buildings	2
3	Roads & Bridges	2
4	Tube Well & Water Supply	2
5	Sewerage & Drainage	2
6	Electrical Installation & Equipment	5
7	Plant & Machinery	5
8	Scientific & Laboratory Equipment	8

9	Office Equipment	7.5
10	Audio Visual Equipment	7.5
11	Computers & Peripherals	20
12	Furniture, Fixture & Fittings	7.5
13	Vehicles	10
14	Library Books & Scientific Journals	10
15	Campus Development	10
16	Others	10

5. INTANGIBLE ASSETS :

- 5.1. Software and E-Journals purchases are treated as Intangible Asset and depreciation at the rate 40%, as per guidelines provided in Schedule - 4: Fixed Assets.
- 5.2. Intangible Assets (Software) acquired on or before 31.03.2013 were shown and depreciated as "Computer/Peripherals". Because of difficulty in the identification as well as determining the depreciated value of these Intangible Assets, the Intangible Assets (Software) acquired before 31.03.2013 are still shown and depreciated as "Computer/Peripherals". But Intangible Assets (Software) acquired from 01.04.2013 are amortised as per the Accounting Policies and Practices.

6. INVENTORIES :

- 6.1. Inventories comprising of chemicals, glasswares, stationeries, consumables and other stores are treated as revenue expenditure. The value of Stock as on 31.03.2018 ascertained from the respective Departments excluded from the expenditure and the Closing Stock exhibited in Schedule - 7: Current Assets as per guidelines. Costs of inventories are determined on FIFO method of Inventory Valuation.

7. RETIREMENT BENEFITS:

- 7.1. Short term employee benefits are charged off in the year in which the related service is rendered.
- 7.2. The post-Employment Benefits in form New Pension Scheme Fund are being maintained by NSDL and the retirement benefits in form of New Pension Scheme (NPS) will be as per the guidelines issued by Govt. of India from time to time and University has no liabilities on these accounts as employees and employers matching contributions are being deposited on monthly basis to the individual PRAN of the concerned regular employees of the University.

- 7.3. Other Post-Employment Benefits (i.e., other Long Term Benefits & Terminal Benefits) are charged off in the year in which employee has rendered services. The amount charged off is recognized at the present value of the amount payable determined on the basis of actuarial valuation. The actuarial valuation is done as per Projected Unit Credit Method. Actuarial gain or losses in respect of Other Post-Employment Benefits (i.e., other Long Term Benefits & Terminal Benefits) are charged to Income & expenditure Account and not deferred.
- 7.4. Retirement Benefits in the form of contribution to Provident Fund is a Defined Contribution Scheme. The Provident Funds are owned and managed by the employees as members of these funds. Contribution to these funds is charged to Income & Expenditure Account as and when the contribution becomes due.
- 8. INVESTMENTS :**
- 8.1. Long Term Investments are carried at cost.
- 8.2. Current Investments are carried at lower of cost or fair value.
- 9. GRANTS-IN-AID:**
- 9.1. Grants to the extent utilized towards Capital Expenditure transferred to Schedule - 1: Corpus/ Capital Fund as per guidelines.
- 9.2. Grants to the extent utilized towards Revenue Expenditure transferred to Income and Expenditure as Income of the year.
- 9.3. Unutilized Capital Grant and Unutilized Revenue Grants are exhibited in the Current Liabilities & Provisions in Schedule - 3 as per guidelines.
- 10. INCOME TAX:**
- 10.1. The Income of the University is exempted from Income Tax as per provisions of Section 10(23 C)(iiiab) of the Income Tax Act, 1961. Hence, no provision for income tax is made in the accounts.
- 11. FOREIGN CURRENCY TRANSACTIONS:**
- 11.1. Transactions denominated in foreign currencies are recorded at the exchange rate prevailing on the date of transaction / GOC Rates / Bank Rates as the case may be.

12. RESEARCH ACTIVITIES:

12.1. The Research and Development Expenditure comprises all expenditure that are directly attributable to research or development activities or that can be allocated on a reasonable and consistent basis to such activities. Expenditure on Research and Development are recognized as an expenses when it is incurred.

13. CONTINGENT LIABILITIES:

13.1. Liabilities, which are material and whose future outcome cannot be ascertained with reasonable certainty, are treated as contingent and disclosed by way of Notes to the Accounts.

14. PROVISIONS:

14.1. A provision is recognized when the University has a present obligation as a result of past events; it is probable that an outflow of resources will be required to settle the obligation, in respect of which a reliable estimate can be made. Provisions are not discounted to its present value and are determined based on best estimates required to settle the obligations at the Balance Sheet date. These are reviewed at each Balance Sheet date and adjusted to reflect the current best estimates.


FINANCE OFFICER


VICE-CHANCELLOR

ASSAM UNIVERSITY, SILCHAR

SCHEDULE - 24 : CONTINGENT LIABILITIES AND NOTES TO ACCOUNTS

1. CONTINGENT LIABILITIES:

- 1.1 Claims against the University not acknowledged as debt is Nil.
- 1.2 Suits filed against the University are pending in various Hon'ble Courts. Financial liability, if any, in these cases are not ascertainable.

2. INFORMATION RELATING TO THE CAPACITY AND CAPABILITY OF ASSAM UNIVERSITY:

- 2.1 The information relating to the capacity and capability of Assam University are presented in the Annual Report of the University.

3. FIXED ASSETS:

- 3.1 Additions made in the year to Fixed Assets out of UGC Grant exhibited in Schedule - 4. The Assets have been set up by credit to Capital Fund as per guidelines.
- 3.2 Fixed Assets purchased out of project funds have not been included in Schedule - 4, since the ownership of the property remain with sponsors.

4. PATENTS:

- 4.1 No expenditure incurred towards patent rights during the year 2017-18.

5. EXPENDITURE IN FOREIGN CURRENCY:

All foreign currency transactions are recorded in the reporting currency by applying to the foreign currency amount at the exchange rate prevailing on the date of settlement.

6. CURRENT ASSETS, LOANS, ADVANCES AND DEPOSITS:

- 6.1 In ordinary course, the Current Assets, Loans, Advances and Deposits have a value on realization equal to the aggregate amount shown in the Balance Sheet.
- 6.2 Accounting Standards-12 (AS-12) is mainly applicable for profit making organizations and applicability of AS-12 to a Central fully Grant-in-aided University like Assam University is not in line. However, ultimately charging depreciation in the Income & Expenditure Account and carrying forward the balance of Income & Expenditure Account to Capital Fund Account will provide the same result.
- 6.3 The details of balances in the Savings Bank Accounts with the Banks are enclosed as "Annexure A" to the Schedule-7 of Current Assets.
- 6.4 Previous years' figures have been re-grouped and re-classified, wherever necessary to make them comparable and compatible with those of the Current Year.
- 6.5 Schedules 1 to 24 are annexed to and form an integral part of the Balance Sheet at 31st March, 2018 and the Income & Expenditure Account for the year ended on that date.

7. NEW PENSION FUND:

- 7.1 As the Provident Fund Accounts and the New Pension Scheme Account are owned by the members of this fund and not by the University, these accounts are separated from the University's Accounts. A Receipt & Payment Account, an Income & Expenditure Account and the Balance Sheet of the Provident Fund Accounts and the New Pension Scheme for the year 2017-18 have been prepared and appended in the Annual Statement of Accounts of the University for 2017-18 as per guidelines.

8. Sponsored Research Projects, Seminar, Workshop, etc. related parameters reflecting functional growth of the University tabulated below alongside position obtained in proceeding five years.

	(Rs. in Lakhs)				
	2013-14	2014-15	2015-16	2016-17	2017-18
No. of Projects/ Seminar/ Workshop/Conference, etc.	342	344	315	335	354
Inflow of Funds	751.43	631.59	834.12	734.80	609.78
Outflow of Funds	1505.85	855.56	548.95	614.29	797.28
Capital Investment out of Funds	376.88	310.81	108.40	167.28	222.51

9. Disclosures required under Accounting Standard -15 (Revised) "Employee Benefits", issued by the Institute of Chartered Accountants of India are as under :-

Defined Contribution Plan

Contribution to defined contribution plan i.e. Employer's Contribution to Provident Fund are charged off to the Income & Expenditure Account.

Defined Benefit Plan

The Employees Gratuity Plan & Leave Encashment Plan is a defined Benefit Plan. The Present Value of Obligation is determined on Actuarial Valuation using the Projected Unit Credit Method to build up the final obligation.

Status of Defined Benefit Plan

Status of the defined benefit plan is as follows:

(Amount in Rs.)

Particulars	Gratuity Scheme		Leave Encashment Scheme	
	2016-17	2017-18	2016-17	2017-18
Defined benefit obligation at the beginning	---	---	---	---
Current Service Cost	---	2,22,58,041.00	---	2,49,62,480.00
Interest Cost	---	---	---	---
Prior Service cost - Vested Benefits	---	18,52,55,102.00	---	29,41,26,124.00
Prior Service cost - Non Vested Benefits	---	---	---	---
Curtailments	---	---	---	---
Actuarial Gain/ Loss	---	---	---	---
Defined benefit obligation at the end	---	20,75,13,143.00	---	31,90,88,604.00


FINANCE OFFICER


VICE-CHANCELLOR

ASSAM UNIVERSITY, SILCHAR
RECEIPT AND PAYMENT ACCOUNT FOR THE YEAR ENDED 31st March, 2018.

								(Amount in Rs.)	
Annexure	RECEIPTS		CURRENT YEAR	PREVIOUS YEAR	Annexure	PAYMENTS		CURRENT YEAR	PREVIOUS YEAR
	I. Opening Balances					I. Expenses			
	a) Bank Balances	69,40,49,437.78		58,50,23,835.05		a) Establishment Expenses		88,11,77,525.00	64,44,34,715.00
	b) Cash Balances	0.00	69,40,49,437.78	28,655.00		b) Academic Expenses		3,74,05,991.00	3,62,43,381.00
						c) Administrative Expenses		14,85,65,530.37	13,47,64,381.23
						d) Transportation Expenses		82,01,015.00	2,24,54,794.00
						e) Repairs & Maintenance		2,29,80,019.00	1,53,06,464.00
						f) Prior period Expenses		59,773.00	-2,05,396.00
						g) TEQIP Expenses		43,04,103.00	73,29,170.00
A	II. Grant Received					II. Payments against Earnmarked/ Endowment Funds		4,80,397.50	2,10,763.50
	a) From Government of India		1,25,20,05,000.00	90,73,36,044.00					
B	III. Academic Receipts		14,05,59,607.30	13,04,92,722.26					
	IV. Receipts against Earnmarked/ Endowment Funds		53,91,973.00	18,96,824.00		III. Payment against Sponsored Projects/ Schemes		6,63,60,892.71	4,05,37,733.22
	V. Receipts against Sponsored Projects/ Schemes					IV. Fellowships/Scholarships			
	VI. Receipts against Sponsored Fellowships and Scholarships		8,29,29,363.71	8,38,85,900.93		V. Term Deposits with Scheduled Banks		51,19,00,000.00	14,66,500.00
	VI. Income on Investments from				E	VI. Expenditure on Fixed Assets and Capital Works-in-Progress			
	a) Earnmarked/Endowment Funds		1,06,946.00	3,65,057.00		a) Fixed Assets		2,42,47,916.00	1,68,26,932.00
	b) Other Investment		1,218.00	1,581.00	F	VII. Other Payments including Statutory Payments		13,75,00,024.00	9,38,48,995.00
C	VIII. Interest Received on								
	a) Bank Deposits		92,99,588.00	1,05,28,577.50		X. Deposits and Advances		9,91,34,894.00	9,73,94,545.15
	b) Savings Bank Accounts					XI. Other Payments		0.00	0.00
	IX. Term Deposits with Scheduled bank Encashed		9,15,76,842.00	1,26,60,447.00		XII. Closing Balances			
	XI. Other Income (including Prior Period Income)		71,54,233.52	57,84,902.39		a) Bank Balances	40,25,97,162.73		69,40,49,437.78
	XII. Deposits and Advances		2,13,97,042.00	2,85,54,180.75		b) Cash in hand	0.00	40,25,97,162.73	0.00
D	XIII. Miscellaneous Receipts including Statutory Receipts		2,53,35,677.00	3,21,22,686.00					
	XIV. Any Other Receipts		20,225.00	0.00					
	TOTAL		2,31,19,28,633.31	1,80,48,84,416.88		TOTAL		2,31,19,28,633.31	1,80,48,84,416.88


FINANCE OFFICER


VICE-CHANCELLOR

ASSAM UNIVERSITY, SILCHAR

2017-18

ANNEXURE FORMING PART OF THE RECEIPTS AND PAYMENTS ACCOUNT

ANNEXURE A : Grants-in-aid

(Amount in Rs.)

PARTICULARS	
a) Grants from UGC - XII Plan	5,00,00,000.00
b) Grants from UGC - (Grant-in-aid against Salary, Recurring and Capital Assets)	1,20,20,05,000.00
Total	1,25,20,05,000.00


FINANCE OFFICER


VICE-CHANCELLOR

ASSAM UNIVERSITY, SILCHAR

2017-18

ANNEXURE FORMING PART OF THE RECEIPTS AND PAYMENTS ACCOUNT

ANNEXURE B : Academic Receipts

(Amount in Rs.)

PARTICULARS	TOTAL
a) Academic Fees	
b) Computer Fee	8,26,54,589.50
c) Sale of Forms & Prospectus, etc.	44,33,113.00
d) Examination Fees	4,92,99,079.70
e) Tuition Fee	9,59,100.00
f) Convocation Receipts	33,13,725.10
TOTAL	14,06,59,607.30


FINANCE OFFICER


VICE-CHANCELLOR

ASSAM UNIVERSITY, SILCHAR

2017-18

ANNEXURE FORMING PART OF THE RECEIPTS AND PAYMENTS ACCOUNT

ANNEXURE C: Interest Earned

(Amount in Rs.)

PARTICULARS	
a) Interest Earned on Flexi Deposits	
b) Interest Earned on Savings Account	92,99,568.00
c) Interest Earned on Term Deposits	
Total	92,99,568.00


FINANCE OFFICER


VICE-CHANCELLOR

ASSAM UNIVERSITY, SILCHAR

ANNEXURE FORMING PART OF THE RECEIPTS AND PAYMENTS ACCOUNT

ANNEXURE D : MISCELLANEOUS RECEIPTS INCLUDING STATUTORY RECEIPTS

	(Amount in Rs.)
PARTICULARS	Amount
1 Hostel Development Fund	6,99,750.00
2 HBA Recovery for the month of March 2017	86,782.00
3 Hostel Caution Money Fund	11,74,700.00
4 Outstanding Liability for Taxes-VAT/GST	28,94,394.00
5 Students Caution Money Fund	1,48,200.00
6 Suspense A/c. -CPF Diphu	6,29,074.00
7 FD for LC	0.00
8 Other Current Liabilities	1,97,21,048.00
9 Suspense A/c. -GPF	4,20,000.00
10 Students Aid Fund	1,80,250.00
11 Security Deposits from Contractors/ Supplier	16,748.00
12 Outstanding liabilities for Assets	1,59,761.00
13 Outstanding Liabilities for expenses	28,978.00
14 Outstanding Liabilities for Labour Cess	1,75,992.00
TOTAL	2,63,35,677.00


 FINANCE OFFICER


 VICE-CHANCELLOR

ASSAM UNIVERSITY, SILCHAR

2017-18

ANNEXURE FORMING PART OF THE RECEIPTS AND PAYMENTS ACCOUNT

ANNEXURE E : Fixed Assets

(Amount in Rs.)

PARTICULARS	TOTAL
a) Mobilise Resource Fund	14,58,319.00
b) Capital Assets (35)	51,60,611.00
c) Plan	47,61,190.00
h) TEQIP	1,28,67,796.00
TOTAL	2,42,47,916.00


FINANCE OFFICER


VICE-CHANCELLOR

ASSAM UNIVERSITY, SILCHAR

ANNEXURE FORMING PART OF THE RECEIPTS AND PAYMENTS ACCOUNT

ANNEXURE F : Other Payments including Statutory Payments

(Amount in Rs.)

PARTICULARS		Amount
1	Outstanding Liabilities for Taxes-ITO/VAT/ Labour Cess/GST	43,27,484.00
2	Magazine fee Fund	3,98,834.00
3	Students Caution Money Fund	21,73,200.00
4	Outstanding Current Liabilities	13,06,00,506.00
Total		13,75,00,024.00


FINANCE OFFICER


VICE-CHANCELLOR

ASSAM UNIVERSITY, SILCHAR
GENERAL PROVIDENT FUND ACCOUNT
BALANCE SHEET AS ON 31st MARCH 2018

(Amount in Rs.)

Liabilities	Current year	Previous year	Assets	Current year	Previous year
Fund Account:			Closing Balance		
Opening Balance	12,33,83,331.88	10,77,69,781.88	1) Savings Bank	2,70,12,953.09	99,93,053.09
Add:			2) Investment in TDR and RBI (Annexure-A)	11,30,33,626.00	11,11,34,056.00
Subscription and recovery of advance	3,38,89,264.00	2,28,84,859.00	Interest on Investment Accrued but not due	6,35,26,137.00	5,37,10,327.00
Remittance from other Orgn.	10,30,011.00	0.00			
Interest credited to Members A/c.	1,35,57,411.00	1,23,54,921.00			
Addition to GPF Fund	7,500.00	0.00			
TOTAL	17,18,67,517.88	14,30,09,561.88	Receivable from NPS A/c.	1,08,085.00	75,085.00
Less:					
Advances	0.00	80,000.00			
Withdrawal	1,07,21,000.00	75,27,000.00			
Final Payments	78,05,936.00	96,92,148.00			
Remittance to Other Orgn.	0.00	0.00			
Adjustment against accrued interest	0.00	23,27,082.00			
Balance	15,33,40,581.88	12,33,83,331.88			
Current liabilities	2,29,000.00	48,068.00			
Interest Reserve	5,14,81,121.21	5,31,23,787.21			
Add Income over Expenditure as per Income & Expenditure A/c.	-13,69,902.00	-16,42,666.00			
TOTAL	20,36,80,801.09	17,49,12,521.09	TOTAL	20,36,80,801.09	17,49,12,521.09


FINANCE OFFICER


VICE-CHANCELLOR

ASSAM UNIVERSITY, SILCHAR

GENERAL PROVIDENT FUND ACCOUNT

INCOME & EXPENDITURE ACCOUNT FOR THE YEAR ENDED 31st MARCH 2018

(Amount in Rs.)

Expenditure	Current Year	Previous Year	Income	Current year	Previous Year
Bank Charges	0.00	0.00	Interest on Savings Account	4,72,129.00	3,32,821.00
Interest credited to Members A/c.	1,35,57,411.00	1,23,54,921.00	Interest on Investments	18,40,019.00	5,74,883.00
Transfer to CPF	0.00	0.00	Interest Accrued but not due	98,75,361.00	98,04,551.00
	1,35,57,411.00	1,23,54,921.00			
Excess of Income over Expenditure transferred to Interest Reserve	-13,69,902.00	-16,42,666.00			
TOTAL	1,21,87,509.00	1,07,12,255.00	TOTAL	1,21,87,509.00	1,07,12,255.00


FINANCE OFFICER


VICE-CHANCELLOR

ASSAM UNIVERSITY, SILCHAR

GENERAL PROVIDENT FUND ACCOUNT

RECEIPTS & PAYMENTS ACCOUNT FOR THE YEAR ENDED 31st MARCH 2018

(Amount in Rs.)

Receipts	Current year	Previous year	Payments	Current year	Previous year
Opening Balance:					
Savings Bank Balance	99,93,053.09	40,74,521.09	GPF Advance	0.00	80,000.00
Investments	11,11,34,056.00	11,05,08,507.00	GPF Withdrawal	1,07,21,000.00	75,27,000.00
Subscription and Recovery of Advance	3,38,56,264.00	2,28,84,859.00	GPF Final Payment	78,05,936.00	96,92,148.00
Remittance from other Organisation	10,30,011.00	0.00	Bank Charges	0.00	0.00
Interest on Savings Account	4,72,129.00	3,32,821.00	Misc. Payments	40,568.00	0.00
Interest on Investment	18,99,570.00	6,25,549.00	Closing Balance:		
Misc. Receipts	2,29,000.00	0.00	Savings Bank Balance	2,70,12,953.09	99,93,053.09
			Investment in Term Deposits	11,30,33,626.00	11,11,34,056.00
TOTAL	15,86,14,083.09	13,84,26,257.09	TOTAL	15,86,14,083.09	13,84,26,257.09


FINANCE OFFICER


VICE-CHANCELLOR

ASSAM UNIVERSITY, SILCHAR

GPF

2017-18

ANNEXURE- A

Sl. No.	TDR Instrument No.	Name of the Bank/ Br.	Date of Investment	Rate of Investment	Date of Maturity	(Amount in Rs.) Amount
LONG TERM INVESTMENT						
1	831546	Canara Bank, Silchar	19-Dec-11	9.00	19-Dec-20	1,21,005.00
2	794681	Canara Bank, Silchar	02-Apr-14	9.05	02-Apr-22	2,94,227.00
3	930606	Canara Bank, Silchar	19-Dec-11	9.00	18-Dec-20	58,083.00
4	930690	Canara Bank, Silchar	31-Mar-12	9.00	30-May-21	72,683.00
5	930562	Canara Bank, Silchar	17-Sep-11	9.00	10-May-21	1,18,750.00
6	930667	Canara Bank, Silchar	09-Mar-12	9.00	09-May-21	1,23,306.00
7	930384/ 3050401000364/6	Canara Bank, Silchar	09-Mar-11	9.50	09-Mar-21	50,00,000.00
8	930456/ 3050401000447/1	Canara Bank, Silchar	10-May-11	9.50	10-May-21	50,00,000.00
9	930390/ 3050401000364/7	Canara Bank, Silchar	09-Mar-11	9.50	09-Mar-21	80,00,000.00
10	930455/ 3050401000446/1	Canara Bank, Silchar	10-May-11	9.50	10-May-21	50,00,000.00
11	930453/ 3050401000442/1	Canara Bank, Silchar	10-May-11	9.50	10-May-21	50,00,000.00
12	930454/ 3050401000444/1	Canara Bank, Silchar	10-May-11	9.50	10-May-21	50,00,000.00
13	1442368	IDBI Bank	01-Dec-11	9.50	01-Dec-21	50,00,000.00
14	1442380	IDBI Bank	07-Dec-11	9.50	07-Dec-21	50,00,000.00
15	1442388	IDBI Bank	08-Dec-11	9.50	08-Dec-21	50,00,000.00
16	1442389	IDBI Bank	08-Dec-11	9.50	08-Dec-21	50,00,000.00
17	1442393	IDBI Bank	02-Dec-11	9.50	02-Dec-21	50,00,000.00
18	1442394	IDBI Bank	03-Dec-11	9.50	03-Dec-21	50,00,000.00
19	1442395	IDBI Bank	10-Dec-11	9.50	10-Dec-21	50,00,000.00
20	1442396	IDBI Bank	05-Dec-11	9.50	05-Dec-21	50,00,000.00
21	930457/ 3050401000448/1	Canara Bank, Silchar	10-May-11	9.50	10-May-21	50,00,000.00
22	930383/ 3050401000364/4	Canara Bank, Silchar	09-Mar-11	9.50	09-Mar-21	50,00,000.00
23	930386/ 3050401000364/3	Canara Bank, Silchar	09-Mar-11	9.50	09-Mar-21	50,00,000.00
24	942667	UCO Bank	18-Dec-12	9.35	18-Jun-20	50,00,000.00
25	942666	UCO Bank	18-Dec-12	9.35	18-Jun-20	50,00,000.00
26	942911	UCO Bank	23-Jan-14	9.00	23-Nov-21	50,00,000.00
TOTAL (A)						10,37,88,263.00
SHORT TERM INVESTMENT						
1	917321	UCO Bank	24-Feb-18	8.50	24-Feb-19	92,45,373.00
TOTAL (B)						92,45,373.00
TOTAL (A+B)						11,30,33,626.00


FINANCE OFFICER


VICE-CHANCELLOR

ASSAM UNIVERSITY, SILCHAR
CONTRIBUTORY PROVIDENT FUND ACCOUNT
BALANCE SHEET AS ON 31st MARCH 2018

(Amount in Rs.)

Liabilities	Current year	Previous year	Assets	Current year	Previous year
Fund Account:			Investment in Term Deposits & RBI Bonds (Annexure-B)	4,25,08,401.00	3,82,34,581.00
Opening Balance	3,44,95,590.78	3,12,36,632.78	Balance in Savings Bank	68,64,062.83	26,47,204.83
Add:			Interest on Investment Accrued but not due	2,04,37,607.00	1,69,78,999.00
Subscription and Recovery of Advance	33,33,986.00	21,73,000.00			
University's Contribution	32,51,771.00	15,22,637.00			
Interest Credited to Members A/c.	28,66,134.00	25,63,321.00	Receivable from GP Fund	0.00	37,000.00
TOTAL	4,39,47,481.78	3,74,95,590.78			
Less:					
Advance, Withdrawal & Final Payments	0.00	30,00,000.00			
Balance	4,39,47,481.78	3,44,95,590.78			
CPF Suspense Receipts	5,17,884.00	5,12,943.00			
Interest Reserve:					
Opening Balance -	2,28,89,251.05				
Add, Excess of Income over Expenditure during the year-	24,55,454.00	2,28,89,251.05			
TOTAL	6,98,10,070.83	5,78,97,784.83	TOTAL	6,98,10,070.83	5,78,97,784.83


FINANCE OFFICER


VICE-CHANCELLOR

ASSAM UNIVERSITY, SILCHAR

CONTRIBUTORY PROVIDENT FUND ACCOUNT

INCOME & EXPENDITURE ACCOUNT FOR THE YEAR ENDED 31st MARCH 2018

Expenditure	Current Year	Previous Year	(Amount in Rs.)		
			Income		Current Year
Bank Charges	0.00	0.00	Interest on Investment	17,51,488.00	2,15,581.00
Interest Credited to Members Account	28,66,134.00	25,63,321.00	Interest on Savings Account	89,160.00	92,110.00
Excess of Income over Expenditure transferred to Interest Reserve	24,55,454.00	10,51,702.00	Interest Accrued on Investments	34,80,940.00	33,07,332.00
TOTAL	53,21,588.00	36,15,023.00	TOTAL	53,21,588.00	36,15,023.00


 FINANCE OFFICER


 VICE-CHANCELLOR

ASSAM UNIVERSITY, SILCHAR

CONTRIBUTORY PROVIDENT FUND ACCOUNT

RECEIPTS & PAYMENTS ACCOUNT FOR THE YEAR ENDED 31st March, 2018

(Amount in Rs.)

Receipts	Current year	Previous year	Payments	Current year	Previous year
Opening Balance:			CPF Final Payment	0.00	0.00
Savings Balance	26,47,204.83	13,46,514.83	CPF Withdrawal	0.00	30,00,000.00
Investment	3,82,34,581.00	3,80,00,000.00	CPF Advance	0.00	0.00
Subscription and Recovery of Advance	33,33,986.00	21,73,000.00	Bank Charges	0.00	0.00
University's Contribution	32,51,771.00	15,22,637.00	Closing Balance:		
Interest on TDR	17,73,820.00	2,34,581.00	Savings Bank Balance	68,64,062.83	26,47,204.83
Interest on Savings Bank Account	89,160.00	92,110.00	Investment in Term Deposits	4,25,08,401.00	3,82,34,581.00
CPF Suspense Receipt	4,941.00	5,12,943.00			
Received from GPF	37,000.00	0.00			
TOTAL	4,93,72,463.83	4,38,81,785.83	TOTAL	4,93,72,463.83	4,38,81,785.83


FINANCE OFFICER


VICE-CHANCELLOR

ASSAM UNIVERSITY, SILCHAR


ANNEXURE - B

CPF

2017-18

(Amount in Rs.)

Sl. No.	TDR Instrument No.	Name of the Bank/ Br.	Date of Investment	Rate of Investment	Date of Maturity	Amount
LONG TERM INVESTMENT						
1	930561/ 3050401000532/1	Canara Bank, Silchar	17-Sep-11	9.00	10-May-21	57,000.00
2	930585/ 3050401000364/9	Canara Bank, Silchar	01-Nov-11	9.00	01-Mar-21	50,212.00
3	930640/ 3050401000364/10	Canara Bank, Silchar	31-Jan-12	9.00	31-Mar-21	1,53,319.00
4	930573/ 3050401000550/1	Canara Bank, Silchar	13-Oct-11	9.00	23-Oct-20	1,11,255.00
5	930666/ 3050401000550/2	Canara Bank, Silchar	09-Mar-12	9.00	09-Nov-20	59,883.00
6	930689/ 3050401000550/3	Canara Bank, Silchar	31-Mar-12	9.00	31-Oct-20	2,30,720.00
7	930482/ 3050401000364/8	Canara Bank, Silchar	13-Jun-11	9.00	13-Jun-21	35,995.00
8	831547/ 3050401000364/11	Canara Bank, Silchar	02-Apr-14	9.05	02-Apr-21	5,10,017.00
9	974682/ 3050401000450/2	Canara Bank, Silchar	01-Apr-13	9.05	01-Apr-21	2,53,847.00
10	942909	UCO Bank	23-Jan-14	9.00	23-Nov-21	50,00,000.00
11	930389/ 3050401000364/1	Canara Bank, Silchar	09-Mar-11	9.50	09-Mar-21	40,00,000.00
12	930382/ 3050401000364/2	Canara Bank, Silchar	09-Mar-11	9.50	09-Mar-21	40,00,000.00
13	930458/ 3050401000443/1	Canara Bank, Silchar	10-May-11	9.50	10-May-21	40,00,000.00
14	930459/ 3050401000449/1	Canara Bank, Silchar	10-May-11	9.50	10-May-21	40,00,000.00
15	930460/ 3050401000450/1	Canara Bank, Silchar	10-May-11	9.50	10-May-21	40,00,000.00
16	942664	UCO Bank	18-Dec-12	9.35	18-Jun-20	50,00,000.00
17	942665	UCO Bank	18-Dec-12	9.35	18-Jun-20	50,00,000.00
TOTAL (A)						3,64,62,228.00
SHORT TERM INVESTMENT						
1	917320	UCO Bank	24-Feb-18	6.50	24-Feb-19	34,67,015.00
2	917641	UCO Bank	29-Dec-17	6.35	29-Jun-18	25,79,158.00
TOTAL (B)						60,46,173.00
TOTAL (A+B)						4,25,08,401.00


FINANCE OFFICER


VICE-CHANCELLOR

ASSAM UNIVERSITY, SILCHAR

NEW PENSION SCHEME ACCOUNT

BALANCE SHEET AS ON 31st MARCH 2018

(Amount in Rs.)

Liabilities	Current year	Previous year	Assets	Current year	Previous year
Fund Account:			Investment: in Term Deposits (Annexure-C)	4,63,98,011.00	4,40,75,232.00
Opening Balance	4,13,27,360.00	4,30,52,575.00	Current Assets		
Add:			Interest on Investment Accrued	16,61,332.00	12,75,299.00
Subscription from Members	4,40,01,310.00	3,22,11,585.00	Cash at Bank	3,00,09,599.50	65,47,852.50
Contribution from University	4,40,65,193.00	3,21,36,700.00	Subscriptions receivable from GPF	0.00	2,128.00
TOTAL	12,93,93,863.00	10,74,00,860.00			
Less: Adjustment	6,51,59,608.00	6,60,73,500.00			
Less: Final Payment	0.00	0.00			
TOTAL	6,42,34,255.00	4,13,27,360.00			
Misc. Suspense Receipts	1,14,237.00	75,075.00			
Reserve & Surplus	1,04,98,076.50	67,40,866.30			
Excess Contribution from University to be adjusted	32,22,374.00	37,57,210.20			
TOTAL	7,80,68,942.50	5,19,00,511.50	TOTAL	7,80,68,942.50	5,19,00,511.50


FINANCE OFFICER


VICE-CHANCELLOR

ASSAM UNIVERSITY, SILCHAR

NEW PENSION SCHEME ACCOUNT

INCOME & EXPENDITURE ACCOUNT FOR THE YEAR ENDED 31st MARCH 2018

(Amount in Rs.)

Expenditure	Current Year	Previous Year	Income	Current Year	Previous Year
Bank Charges	0.00	215.80	Interest on Savings Account	5,13,562.00	5,64,312.00
Final Payment	0.00	70,729.00	Interest on Investments	17,64,661.00	21,31,980.00
			Accrued Interest on Investments	9,44,151.00	11,31,863.00
Income over Expenditure transferred to Fund A/c	32,22,374.00	37,57,210.20	Misc. Receipts	0.00	0.00
TOTAL	32,22,374.00	38,28,155.00	TOTAL	32,22,374.00	38,28,155.00


FINANCE OFFICER


VICE-CHANCELLOR

ASSAM UNIVERSITY, SILCHAR

NEW PENSION SCHEME ACCOUNT

RECEIPTS & PAYMENTS ACCOUNT FOR THE YEAR ENDED 31st MARCH 2018

(Amount in Rs.)

Receipts	Current Year	Previous Year	Payments	Current Year	Previous Year
Opening Balance:					
			Transfer to NPS Trust A/c. -Axis Bank	6,51,59,608.00	6,60,73,500.00
Savings Bank A/c.- Axis Bank	11,02,492.00	10,59,474.00			
Savings Bank A/c.-UCO Bank	54,45,360.50	67,20,226.30	Final Payment	0.00	70,729.00
			Misc. Payment	0.00	0.00
Subscriptions from Members	4,40,01,310.00	3,22,11,585.00	Bank Charges	0.00	215.80
Contribution from University	4,40,65,193.00	3,21,36,700.00	Closing Balance:		
Misc. Receipts	41,290.00	0.00	Savings Bank A/c., Axis Bank	11,43,590.00	11,02,492.00
Interest on Savings Bank Account	5,13,562.00	5,64,312.00	Savings Bank A/c., UCO Bank	2,88,66,009.50	54,45,360.50
TOTAL	9,51,69,207.50	7,26,92,297.30	TOTAL	9,51,69,207.50	7,26,92,297.30


FINANCE OFFICER


VICE-CHANCELLOR

ASSAM UNIVERSITY, SILCHAR

ANNEXURE-C

SUB SCHEDULE : NPS

(Amount in Rs.)

Sl. No.	TDR Instrument No.	Name of the Bank/ Br.	Date of Investment	Rate of Investment	Date of Maturity	Amount
SHORT TERM						
1	355989	Vijaya Bank, Silchar	28-17-2017	6.50	30-Jul-18	46,51,661.00
2	355990	Vijaya Bank, Silchar	28-Dec-17	6.50	30-Jul-18	45,97,421.00
3	814591	UCO Bank	27-Mar-18	6.00	23-Sep-18	80,00,000.00
4	814592	UCO Bank	27-Mar-18	6.00	23-Sep-18	80,00,000.00
5	814593	UCO Bank	27-Mar-18	6.00	23-Sep-18	19,42,271.00
6	917316	UCO Bank	24-Feb-18	6.50	24-Feb-19	57,78,358.00
7	917317	UCO Bank	24-Feb-18	6.50	24-Feb-19	57,78,358.00
TOTAL (A)						3,87,48,069.00
LONG TERM INVESTMENT						
1	794289	UCO Bank	02-Jan-16	7.50	02-Jan-19	76,49,942.00
TOTAL (B)						76,49,942.00
TOTAL (A+B)						4,63,98,011.00


FINANCE OFFICER


VICE-CHANCELLOR