

असम विश्वविद्यालय, शिलचर

(संसद के अधिनियम XXIII वर्ष 1989 के अन्तर्गत एक केन्द्रीय विश्वविद्यालय)

ASSAM UNIVERSITY, SILCHAR

(A CENTRAL UNIVERSITY CONSTITUTED UNDER THE ACT XXIII OF 1989)



लेखा-परीक्षा प्रतिवेदन एवं वार्षिक लेखा

वर्ष 2015-16 के लिए

AUDIT REPORT & ANNUAL ACCOUNTS

For the year 2015-16

नोट : प्रस्तुत प्रतिवेदन मूलरूप से अंग्रेजी में लिखित वार्षिक लेखा का हिन्दी अनुवाद है। यदि कोई विसंगति परिलक्षित होती है तो अंग्रेजी में लिखित प्रतिवेदन मान्य होगा।

Separate Audit Report of the Comptroller & Auditor General of India on the Accounts of the Assam University, Silchar for the year ended 31 March 2016.

We have audited the attached Balance Sheet of the Assam University, Silchar as at 31 March 2016, the Income and Expenditure Account and Receipts and Payments Account for the year ended on that date under Section 19(2) of the Comptroller and Auditor General's (Duties, Powers and Conditions of Service) Act, 1971 read with Section 31(1) of Assam University Act, 1989. These financial statements include the accounts of Diphu campus of the University. These financial statements are the responsibility of the University's Management. Our responsibility is to express an opinion on these financial statements based on our audit.

2. This separate Audit Report contains the comments of the Comptroller and Auditor General of India (CAG) on the accounting treatment only with regard to classification, conformity with the best accounting practices, accounting standards and disclosure norms, etc. Audit observations on financial transactions with regard to compliance with the Law, Rules & Regulations (Propriety and Regularity) and efficiency-cum-performance aspects, etc., if any, are reported through Inspection Reports/CAG's Audit Reports separately.

3. We have conducted our audit in accordance with auditing standards generally accepted in India. These standards require that we plan and perform the audit to obtain reasonable assurance about whether the financial statements are free from material misstatements. An audit includes examining, on a test basis, evidence supporting the amounts and disclosures in the financial statements. An audit also includes assessing the accounting principles used and significant estimates made by the Management, as well as evaluating the overall presentation of financial statements. We believe that our audit provides a reasonable basis for our opinion.

4. Based on our audit, we report that:

- i.* We have obtained all the information and explanations, which to the best of our knowledge and belief were necessary for the purpose of our audit;
- ii.* The Balance Sheet and Income and Expenditure Account/Receipt and Payment Account dealt with by this report have been drawn up in the format prescribed by the Ministry of Human Resource Development, Government of India vide order No. 29-4/2012-FD dated 17 April 2015.
- iii.* In our opinion, proper books of accounts and other relevant records have been maintained by the Assam University, Silchar as required under Section 31(1) of the Assam University Act, 1989 in so far as it appears from our examination of books.
- iv.* We further report that

A. Comments on Accounts

1. Balance Sheet

1.1 Liabilities

1.1.1 Designated/Earmarked/Endowment Funds (Schedule-2): 14.97 crore

The above amount had been understated by Rs.12.55 lakh due to short accounting of accrued interest on HBA Fund, Mobilized Resource Fund, Pension Fund and University Development Fund.

This had also resulted in understatement of Loans, Advances and Deposits by similar amount.

1.1.2 Current Liabilities and Provision (Schedule-3): 98.83 crore

The above amount had been arrived at after adjusting negative balances totalling to Rs. 10.65 crore under Hostel Maintenance Fund (Rs. 2.69 lakh), SOT grant (Rs. 3.93 crore), OBC grant (Rs. 6.68 crore) and excess deposit of Income Tax amounting to Rs. 0.02 crore instead of reflecting the amount as receivable/recoverable from respective agencies under Loans, Advances and Deposits.

This had resulted in understatement of both Current Liabilities and Provisions as well as Loans, Advances and Deposits by Rs. 10.65 crore.

Despite mention in earlier year's Audit Report, no corrective measures had been taken by the University.

1.2 Assets

1.2.1 Loans, Advances and Deposits (Schedule-8): 29.10 crore

The above had been overstated by Rs.3.85 crore due to the followings:

(a) Despite completion of four civil works at Diphu Campus valuing Rs. 3.10 crore by CPWD in between November 2008 and October 2009 and completion of Electrical Installations of main campus worth Rs.0.10 crore by APDCL in January 2013, the advance amount had not been adjusted by transferring the same to Fixed Assets. Despite mention in previous year's Audit Report, the University did not take any corrective actions.

(b) Despite receipt of print journals of Rs.0.65 crore within March 2015, the amount of subscription paid in advance remained unadjusted for not transferring the same to Fixed Assets.

This had also resulted in understatement of Fixed Assets of Rs.3.85 crore.

B. Income and Expenditure Account

2.1 Expenditure

2.1.1 Administrative and General Expenses (Schedule-17): Rs. 10.18 crore

The above amount had been understated by Rs.9.98 lakh due to non-provision of known liabilities towards House Keeping Charges payable for the year. This had also resulted in understatement of Excess of Expenditure over Income of the year by an equal amount.

2.1.2 Other Expenses (Schedule-21): Nil

An amount of Rs. 2.28 lakh and Rs.6.92 lakh had been shown under Loans, Advances and Deposits as recoverable towards Education Loans and from Project Sanctioning Authorities towards excess expenditure incurred on 11 Projects/Schemes.

Since, both the amount was pending for recovery for more than 5 years without having any prospect of recovery, necessary provisions for Bad & Doubtful Debts should have been made.

2.1.3 Depreciation (Schedule-4): Rs. 63.80 crore

The above amount had been understated by Rs.76.83 lakh due to the followings:

- (a) Non-provision of depreciation of Rs.17.77 lakh on Assets booked under Campus Development (XI Plan), Equipment and Merger Scheme Equipments.
- (b) Non-provision of depreciation totalling Rs.59.06 lakh as completed civil and electrical works were not capitalized and print journals were not capitalised despite receipt of the same. The above amount had also been overstated by Rs.6.97 lakh as excess depreciation had been provided due to misclassification of Assets.

The net impact of above comments was understatement of Depreciation by Rs.69.86 lakh and understatement of Excess of Expenditure over Income of the year by similar amount.

2.2 Income

2.2.1 Interest Earned (Schedule-12) : Rs.1.20 crore

The amount of Interest Earned had been understated with the corresponding overstatement of Excess of Expenditure over Income of the year by Rs.1.64 lakh due to short accounting of interest accrued on investment of own funds (Non-plan).

2.2.2 Prior Period Income (Schedule-14) : Rs.15.09 lakh

The University received Rs.42.00 lakh in the year 2013-14 from Central Seat Allocation Board (JEE Main 2013) towards Seat Allocation Fees. Instead of recognising the amount as income of the University the same was credited to Current Liabilities and Provisions in the year of receipt which remained unadjusted till March 2016.

This had resulted in understatement of Prior Period Income by Rs.42.00 lakh with the corresponding overstatement of Excess of Expenditure over Income of the year to the same extent.

C. General

3.1 Current Liabilities and Provisions:

- (a) It included Rs.2.15 crore as Misc-suspense Receipts which further included Rs.75.72 lakh remaining unadjusted for more than one year and Rs.55.62 lakh remaining unadjusted for more than two years. The University needs to identify the sources of receipts and book it under proper heads of accounts.

(b) Rule 215 (3) of GFR stipulates that while the project or schemes are ongoing, the assets created or acquired out of those sponsored projects funds should be disclosed specifically as regards their holding and using such assets in the 'Notes on Accounts'.

Since 2005-06, the University did not disclose total Nos. of project/scheme closed while assets valuing Rs.40.76 lakh only had been shown since March 2004, though during the period April 2005 to 31st March 2016 the University had created Fixed Assets of Rs.14.82 crore out of grants received under 162 sponsored projects/schemes. Further,26 projects/schemes out of 162, were completed and assets of Rs.79.06 lakh had been created. Despite mention in earlier years' Separate Audit Report, the University had not disclosed the possession of assets valuing Rs.14.82 crore against sponsored projects/schemes in schedule-24- 'Notes on Accounts'.

(c) Current liabilities & provisions (Schedule 3) included negative fund balance of Rs.3.93 crore (after incurring expenditure of Rs.0.23 lakh made during 2015-16) and Rs.6.68 crore under the head SOT grant and OBC grant respectively. In this regard no assurance has been obtained by the University from the grant sanctioning/ any other authority before incurring of such huge expenditure. Similarly Rs.25.01 lakh and Rs.8.73 lakh had been shown as negative balance against 23 Sponsored Projects and three Sponsored Fellowship & Scholarship Projects. There was no confirmation/assurance from the Sponsoring Agencies to reimburse the excess expenses incurred.

3.2 The Bank balances had been understated by Rs.26.81 lakh due to non-cancellation of 234 of time barred, cheques issued between January 2015 and December 2015 despite mention in earlier year's 'Management Letter'.

3.3 As per Notes and Instructions for compilation of financial statements of Central Higher Educational Institutes issued by the MHRD on new format of accounts, provisions for liabilities on actuarial valuation basis towards the amount payable on gratuity, pension (including family pension) and accumulated leave encashment to the employees on death/retirement are to be made in the accounts. In departure there from, the University had not provided any liabilities on the above grounds. Despite mention in earlier years' Separate Audit Report, the University had not taken any action in this regard.

3.4 GPF/CPF account: Investment under GPF/CPF accounts : Rs.11.05 crore

The amount Invested in TDR and RBI under the GPF/CPF a/c is Rs.11.05 crore. However, as per the Investment certificates produced to audit, the amount invested in TDR was Rs.11.10 crore as on 31st March 2016. As such, there was a discrepancy of Rs.0.05 crore between the actual investments exhibited in the GPF accounts of 2015-16 and as per certificates of investment produced by the University. This needs to be reconciled.

D. Grants-in-Aid

The University is mainly financed by the grants received from the Government of India. During the year (2015-16) the University had received total grants of Rs.10423.84 lakh (Plan Rs.2773.80 lakh and Non-plan grant Rs.7061.04 lakh including receivable grant of Rs.896.83 lakh, PMMMNMTT Rs.415.00 lakh and TEQIP Rs.174.00 lakh). Out of the total grants (Rs.10423.84 lakh) the University had spent Rs.8624.88 lakh (Plan Rs.1522.73 lakh, Non-plan

Rs.7039.63 lakh, TEQIP Rs.62.52 lakh and no expenditure incurred out of PMMMNMTT grant) leaving an overall unspent balance of Rs.1798.96 lakh at the end of 2015-16 (Plan Rs.1251.07 lakh, Non- Plan Rs.21.41 lakh, TEQIP Rs.111.48 lakh and PMMMNMTTE Rs.415.00 lakh).

The University although had received TEQIP Fund of Rs.174.00 lakh in three spells in 2015-16 while in Receipts and Payments account the University had shown receipt of TEQIP Fund of Rs.161.00 lakh only resulting in understatement of Receipt and Closing Fund balance of Rs.13.00 lakh at the end of 2015-16.

E. Net Effect.

The net impact of the comments given in the preceding paragraph is that Asset and Liabilities was understated by Rs.10.78 crore and the Excess of Expenditure over Income was understated by Rs.0.36 crore as on 31 March 2016.

F. Management letter

Deficiencies which have not been included in the Audit Report have been brought to the notice of the Vice Chancellor, Assam University, through a management letter, issued separately for remedial/corrective action.

- v. Subject to our observations in the preceding paragraphs, we report that the Balance Sheet, Income and Expenditure Account and Receipts and Payments Account dealt with by this report are in agreement with the books of accounts.
- vi. In our opinion and to the best of our information and according to the explanations given to us, the said financial statements read together with the Accounting Policies and Notes on Accounts, and subject to the significant matters stated above and other matters mentioned in Annexure to this Audit Report, give a true and fair view in conformity with accounting principles generally accepted in India.
 - a. in so far as it relates to the Balance Sheet, of the state of affairs of the Assam University, Silchar as at 31 March 2016 and
 - b. in so far as it relates to Income and Expenditure Account of the deficit for the year ended on that date.

For and on behalf of the C&AG of India

Place: Kolkata

Date: 18.10.2016

P. K Singh
18.10.16

(P. K Singh)

Principal Director of Audit

Central: Kolkata

Annexure

A. Adequacy of Internal Audit System:

Internal Auditing System is inadequate due to the following:

- 1 The post of the Internal Audit officer was vacant for more than two years.
- 2 Internal Audit Wing had functioned under the control of Finance Officer, not under head of the University.
- 3 Internal Audit did not follow any written programme.
- 4 There is no adequate follow up action taken for Internal Audit report.
- 5 Internal Audit department is not adequately staffed. The University is not satisfied with the caliber of internal audit staff.

B. Adequacy of Internal Control System

Internal Control System is inadequate in the following areas:

- 1 University did not use accounting manual.
- 2 The head of accounts of University were not codified.
- 3 All purchases were not made through Purchase Department.
- 4 Due to lack of synergy between Finance Department and Other Departments, grants received in for TEQIP was not brought to the notice of Finance Department. Further, several advances were remained unadjusted in the accounts though those advances were actually adjusted in the records of the concerned section. Further in some cases, advances were adjusted as per accounts; however, the basic records of concerned section were not updated.
- 5 Pending purchase order are not compiled by the purchase department in every quarter, since several advances paid to suppliers/contractors for purchase of goods/equipments etc. are lying unadjusted for years together.
- 6 Physical inventory records are not under proper control.
7. Physical verification on fixed assets and library books was not conducted since 2011-12.

C. Physical Verification of Assets

Physical verification on fixed assets and library books was not conducted since 2011-12. In absence of which actual position of Fixed Assets could not be ascertained. Fixed Assets included (Schedule - 4) gross value of assets of Rs.12.46 crore under the head 'Library Books and Journals'. Since progressive value of books was not mentioned in the 'Accession Register', the correctness of value of books mentioned in the accounts of 2015-16 could not be verified with the basic records.

D. Physical Verification of Inventories

The University conducted physical verification of stocks, stores, etc. during the year 2015-16.

E. Statutory Liabilities

The University was regular in payment of Statutory Dues.

ASSAM UNIVERSITY, SILCHAR

(A CENTRAL UNIVERSITY CONSTITUTED UNDER ACT. XXIII OF 1989)



ANNUAL ACCOUNTS FOR THE YEAR 2015-16

(PREPARED AS PER THE NEW FORMAT PRESCRIBED BY THE MHRD
APPLICABLE FROM 2014-15)

ASSAM UNIVERSITY, SILCHAR
ANNUAL ACCOUNTS 2015-16
INDEX

Sl. No.	SCHEDULES	PARTICULARS	PAGE NO.
1.	BALANCE SHEET		1
2.	INCOME & EXPENDITURE ACCOUNT		2
3.	SCHEDULE- 1	: CORPUS/ CAPITAL FUND	3
4.	SCHEDULE- 2	: DESIGNATED/ EARMARKED/ ENDOWMENT FUNDS	4-5
5.	SUB SCHEDULE- 2A	: DETAILS OF ENDOWMENT FUND	6-7
6.	SCHEDULE- 3	: CURRENT LIABILITIES & PROVISIONS	8-9
7.	SUB SCHEDULE- 3A	: SPONSORED PROJECTS	10-17
8.	SUB SCHEDULE- 3B	: SPONSORED FELLOWSHIPS & SCHOLARSHIPS	18
9.	SUB SCHEDULE- 3C	: UN-UTILISED GRANTS	19-22
10.	SCHEDULE- 4	: FIXED ASSETS	23
11.	SUB SCHEDULE- 4A	: FIXED ASSETS -PLAN	24
12.	SUB SCHEDULE- 4B	: FIXED ASSETS- XII PLAN	25
13.	SUB SCHEDULE- 4C	: FIXED ASSETS- NON-PLAN	26
14.	SUB SCHEDULE -4D	: FIXED ASSETS- MOBILISED RESOURCE FUND	27
15.	SUB SCHEDULE -4E	: FIXED ASSETS- SPONSORED PROJECTS	28
16.	SUB SCHEDULE -4F	: FIXED ASSETS- DIPHU CAMPUS	29
17.	SUB SCHEDULE -4G	: FIXED ASSETS- SCHOOL OF TECHNOLOGY	30
18.	SUB SCHEDULE -4H	: FIXED ASSETS- OBC	31

19.	SUB SCHEDULE -4 I	: FIXED ASSETS- NLCPR	32
20.	SUB SCHEDULE -4J	: FIXED ASSETS- COURSE FEE FUND	33
21.	SUB SCHEDULE -4K	: FIXED ASSETS- TEQIP	34
22.	SCHEDULE- 5	: INVESTMENTS: EARMARKED/ENDOWMENT FUNDS	35
23.	SUB SCHEDULE -5A	: INVESTMENT- PENSION FUND	36
24.	SUB SCHEDULE -5B	: INVESTMENT- MOBILISED RESOURCE FUND	36
25.	SUB SCHEDULE -5C	: HOUSE BUILDING FUND	36
26.	SUB SCHEDULE -5D	: INVESTMENT- ENDOWMENT FUNDS	37-38
27.	SCHEDULE- 6	: INVESTMENT- OTHERS	39
28.	SUB SCHEDULE - 6A	: INVESTMENT- PLAN FUND	40
29.	SUB SCHEDULE - 6B	: INVESTMENT- XII PLAN FUND	40
30.	SUB SCHEDULE - 6C	: INVESTMENT- NON-PLAN FUND	40
31.	SUB SCHEDULE - 6D	: INVESTMENT- ACADEMIC COLLABORATION WITH QUEEN'S UNIVERSITY	41
32.	SUB SCHEDULE - 6E	: INVESTMENT- UNIVERSITY DEVELOPMENT FUND	41
33.	SUB SCHEDULE - 6F	: INVESTMENT- HOSTEL FUND	42
34.	SUB SCHEDULE - 6G	: INVESTMENT- DIPHU CAMPUS FUND	42
35.	SUB SCHEDULE - 6H	: INVESTMENT- TEQIP FUND	42
36.	SUB SCHEDULE - 6I	: INVESTMENT- NLCPR FUND	42
37.	SUB SCHEDULE - 6 J	: INVESTMENT- CAUTION MONEY FUND	43
38.	SUB SCHEDULE - 6 K	: INVESTMENT- PMMMNMTT FUND	43
39.	SCHEDULE- 7	: CURRENT ASSETS	44-47
40.	SCHEDULE- 8	: LOANS, ADVANCES & DEPOSITS	48
41.	SCHEDULE- 9	: ACADEMIC RECEIPTS	49
42.	SCHEDULE- 10	: GRANTS/ SUBSIDIES	50

43.	SCHEDULE- 11	: INCOME FROM INVESTMENTS	51
44.	SCHEDULE- 12	: INTEREST EARNED	52
45.	SCHEDULE- 13	: OTHER INCOME	53
46.	SCHEDULE- 14	: PRIOR PERIOD INCOME	54
47.	SCHEDULE- 15	: STAFF PAYMENT & BENEFITS	55
48.	SCHEDULE- 16	: ACADEMIC EXPENSES	56
49.	SCHEDULE- 17	: ADMINISTRATIVE & GENERAL EXPENSES	57
50.	SCHEDULE- 18	: TRANSPORTATION EXPENSES	58
51.	SCHEDULE- 19	: REPAIR & MAINTENANCE	59
52.	SCHEDULE- 22	: PRIOR PERIOD EXPENSES	60
53.	SCHEDULE- 23	: SIGNIFICANT ACCOUNTING POLICIES	61-65
54.	SCHEDULE- 24	: CONTINGENT LIABILITIES AND NOTES TO ACCOUNTS	66-67
55.	RECEIPT & PAYMENTS ACCOUNTS		68
56.	ANNEXURE- A	: GRANTS-IN-AID	69
57.	ANNEXURE- B	: ACADEMIC RECEIPTS	70
58.	ANNEXURE- C	: INTEREST EARNED	71
59.	ANNEXURE- D	: MISC. RECEIPTS INCLUDING STATUTORY RECEIPTS	72
60.	ANNEXURE- E	: FIXED ASSETS	73
61.	ANNEXURE- F	: OTHER PAYMENTS INCLUDING STATUTORY PAYMENTS	74
62.	GENERAL PROVIDENT FUND ACCOUNT		75-77
63.	CONTRIBUTORY PROVIDENT FUND ACCOUNT		78-80
64.	NEW PENSION SCHEME ACCOUNT		81-83

ASSAM UNIVERSITY, SILCHAR

BALANCE SHEET AS ON 31st MARCH, 2016

(Amount in ₹)

SOURCES FUNDS	Schedule	Current Year	Previous Year
CORPUS/ CAPITAL FUND	1	2,178,576,426.24	2,216,712,915.35
DESIGNATED/ EARMARKED/ ENDOWMENT FUNDS	2	149,665,925.33	110,224,449.96
CURRENT LIABILITIES & PROVISIONS	3	988,318,061.61	779,774,703.65
TOTAL		3,316,560,413.18	3,106,712,068.96
APPLICATION OF FUNDS			
FIXED ASSETS	4		
Tangible Assets		1,941,801,517.16	1,953,041,138.16
Intangible Assets		8,652,029.00	13,647,333.00
Capital Work-In-Progress		0.00	0.00
INVESTMENTS FROM EARMARKED/ ENDOWMENT FUNDS	5		
Current / Short Term		28,603,449.00	23,099,881.00
Long Term		29,404,457.72	29,019,757.00
INVESTMENT OTHERS	6		
Current / Short Term		411,981,544.00	333,354,110.43
Long Term		16,749,274.00	29,489,677.00
CURRENT ASSETS	7		
LOANS, ADVANCES & DEPOSITS	8	588,334,916.05	399,082,227.12
		291,033,226.25	325,977,945.25
TOTAL		3,316,560,413.18	3,106,712,068.96
SIGNIFICANT ACCOUNTING POLICIES	23		
CONTINGENT LIABILITIES AND NOTES TO ACCOUNTS	24		


 FINANCE OFFICER


 VICE-CHANCELLOR

ASSAM UNIVERSITY, SILCHAR

INCOME AND EXPENDITURE ACCOUNT FOR THE YEAR ENDED ON 31st MARCH, 2016

(Amount in ₹)

Particulars	Schedule	Current Year	Previous Year
INCOME			
Academic Receipts	9	90,856,883.28	77,896,297.00
Grants/ Subsidies	10	737,414,975.00	783,790,492.00
Income from Investments	11	0.00	0.00
Interest Earned	12	12,036,508.00	12,733,138.00
Other Incomes	13	4,055,703.34	5,355,227.00
Prior Period Income	14	1,509,010.00	3,879.00
TOTAL (A)		845,873,079.62	879,779,033.00
EXPENDITURE			
Staff Payments & Benefits	15	680,024,371.00	601,161,251.00
Academic Expenses	16	54,813,224.00	52,959,553.70
Administrative and General Expenses	17	101,770,956.73	104,852,491.42
Transportation Expenses	18	20,606,085.00	11,862,547.00
Repairs & Maintenance	19	10,560,007.00	17,606,061.00
Finance Costs	20	0.00	0.00
Depreciation	4	96,515,449.00	89,616,744.00
Other Expenses	21	0.00	0.00
Prior Period Expenses	22	0.00	902,298.00
TOTAL (B)		964,290,092.73	878,960,946.12
Balance being excess of Income over Expenditure/ Expenditure over Income: (A- B)		-118,417,013.11	818,086.88
Balance Being Surplus /(Deficit) Carried to Capital Fund		-118,417,013.11	818,086.88
SIGNIFICANT ACCOUNTING POLICIES	23		
CONTINGENT LIABILITIES AND NOTES TO ACCOUNTS	24		


FINANCE OFFICER


VICE-CHANCELLOR


ASSAM UNIVERSITY, SILCHAR

SCHEDULE- 1 CORPUS/ CAPITAL FUND

(Amount in ₹)

Particulars	Current Year	Previous Year
Balance at the beginning of the year	2,216,712,915.35	2,033,281,344.83
Add: Grants from UGC, Govt. of India and State Govt. to the extent utilised for capital expenditure	77,130,642.00	181,116,480.64
Add: Assets Purchased out of Earmarked Funds	3,149,882.00	4,684,244.00
Less: Adjustment for Prior Period	0.00	3,187,241.00
Add: Excess of Income over Expenditure transferred from the Income & Expenditure Account	0.00	818,086.88
TOTAL	2,296,993,439.35	2,216,712,915.35
(Less) Deficit transferred from the Income & Expenditure Account	118,417,013.11	0.00
Balance at the year end	2,178,576,426.24	2,216,712,915.35


FINANCE OFFICER


VICE-CHANCELLOR

ASSAM UNIVERSITY, SILCHAR
2015-16

SCHEDULE 2- DESIGNATED/ EARMARKED/ ENDOWMENT FUNDS

(Amount in ₹)

	FUND WISE BREAK UP					TOTAL	
	Mobilised Resource Fund	Pension Fund	University Development Fund	Endowment Fund	HBA Fund	CURRENT YEAR	PREVIOUS YEAR
A.							
a) Opening Balance of the Funds	32,419,451.13	42,779,189.00	15,784,016.00	1,680,281.35	17,561,512.48	110,224,449.96	100,597,625.13
b) Additions to the Funds:							
i. Donation/Grants/ Contribution	0.00	0.00	0.00	100,000.00	0.00	100,000.00	200,000.00
c) Income from investments made of the Funds	0.00	455,866.00	0.00	93,921.37	0.00	549,787.37	3,492,470.83
d) Accrued interest on investment	0.00	2,882,923.00	0.00	0.00	709,620.00	3,592,543.00	1,703,138.00
e) Interest on savings bank Account	14,823.00	3,167.00	0.00	27,218.00	99,882.00	145,090.00	373,895.00
f) Other additions (specify nature)	0.00	0.00	0.00	0.00	0.00	0.00	0.00
1. Trasfer of un-utilised Course Fee Fund	0.00	0.00	0.00	0.00	0.00	0.00	0.00
2. Overhead Charges from Project A/c.	36,524,629.00	0.00	0.00	0.00	0.00	36,524,629.00	1,583,745.00
3. Cancellation of Cheques	0.00	0.00	0.00	4,003.00	0.00	4,003.00	8,000.00
4. Other Income	0.00	0.00	6,190,212.00	0.00	0.00	6,190,212.00	5,337,543.00
5. Interest earned on savings-Sponsored Project	99,481.00	0.00	0.00	0.00	0.00	99,481.00	0.00
Total (A)	69,058,384.13	46,121,145.00	21,974,228.00	1,904,423.72	18,371,014.48	157,430,195.33	113,296,416.96
B.							
Utilisation/ Expenditure towards objectives of Funds							
I. Capital Expenditure							
Fixed Assets	0.00	0.00	0.00	0.00	0.00	0.00	916,498.00
Others	0.00	0.00	0.00	0.00	0.00	0.00	0.00
II. Revenue Expenditure							
Salaries, Wages and Allowances, etc.	70,664.00	0.00	0.00	0.00	0.00	70,664.00	403,873.00
Rent	0.00	0.00	0.00	0.00	0.00	0.00	0.00
Other Administrative Expenditure	20,767.00	0.00	0.00	0.00	0.00	20,767.00	169,740.00
III. Advances							
Centre for Distance Education & Open Learning	0.00	0.00	0.00	0.00	0.00	0.00	1,500,000.00
Adjustment for prior period rectification	7,671,839.00	0.00	0.00	0.00	0.00	7,671,839.00	81,856.00
Re-issuance of time barred cheques, etc.	0.00	0.00	0.00	1,000.00	0.00	1,000.00	0.00
Total (B)	7,763,270.00	0.00	0.00	1,000.00	0.00	7,764,270.00	3,071,967.00
CLOSING BALANCE AT THE YEAR END (A-B)	61,295,114.13	46,121,145.00	21,974,228.00	1,904,423.72	18,371,014.48	149,665,925.33	110,224,449.96


FINANCE OFFICER


VICE-CHANCELLOR

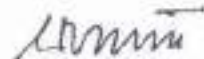
ASSAM UNIVERSITY, SILCHAR

(Amount in ₹)

Closing Balance of Funds represented by:

	FUND WISE BREAK UP					TOTAL	
	Mobilised Resource Fund	Pension Fund	University Development Fund	Endowment Fund	HBA Fund	CURRENT YEAR	PREVIOUS YEAR
Investments	16,009,259.00	36,919,235.00	18,945,947.00	1,079,412.72	4,000,000.00	76,953,853.72	52,119,638.00
Bank Balances	1,209,599.98	81,558.00	0.00	769,046.00	1,623,162.48	3,683,366.46	7,608,946.81
Accrued interest on Investment	487,650.00	9,120,352.00	637,486.00	0.00	709,620.00	10,955,108.00	14,357,575.00
Outstanding Advance	40,060.00	0.00	0.00	0.00	11,415,534.00	11,455,594.00	5,834,790.00
Receivable from Non plan	0.00	0.00	0.00	0.00	539,604.00	539,604.00	539,604.00
Receivable installment of March 2016	0.00	0.00	0.00	0.00	83,094.00	83,094.00	77,479.00
Fund kept in Common Bank Account	0.00	0.00	2,390,795.00	100,000.00	0.00	2,490,795.00	15,784,016.00
Due From Sponsored Project/ Schemes/ Other Funds	43,548,545.15	0.00	0.00	0.00	0.00	43,548,545.15	13,949,439.15
TOTAL	61,295,114.13	46,121,145.00	21,974,228.00	1,948,458.72	18,371,014.48	149,709,960.33	110,271,487.96

Note: 1) Closing Balance represented by Bank Balance & Investments of Endowment Funds equals to Rs. 1948458.72, which is in excess of (Rs.47,038.00) Closing Balance depicted above. This is due to payment of Rs. 44035.00 was made from Non-plan grants in the year 2013-14.


FINANCE OFFICER


VICE-CHANCELLOR

ASSAM UNIVERSITY, SILCHAR

SUB SCHEDULE 2A - DETAILS OF ENDOWMENT FUNDS

(Amount in ₹)

Sl. No.	NAME OF THE FUND	Year of Estd.	Opening Balance			Total additions during the year		Total		Exp. / Adj. during the year	Closing Balance		
			Endowment	Accum. Int. /adj.	Total	Endowment	Interest/adj.	Endowment	Accumulated Interest/ adjustment		Endowment	Accum. Int. /adj.	TOTAL
1	2		3	4	5=(3+4)	6	8	9	10=(4+8)	11	12=(3+6)	13=(10+11)	14=(12+13)
1	A C Das Memorial Endow. Fund	1999	10,000.00	9,182.50	19,182.50	0.00	1,301.00	10,000.00	10,483.50	0.00	10,000.00	10,483.50	20,483.50
2	Aparna Roy Memorial Endow. Fund	1998	10,000.00	1,096.19	11,096.19	0.00	975.00	10,000.00	12,071.19	0.00	10,000.00	12,071.19	22,071.19
3	Biju Choudhury Memorial Endow. Fund	1997	10,000.00	1,201.92	11,201.92	0.00	2,146.12	10,000.00	13,348.04	0.00	10,000.00	13,348.04	23,348.04
4	B K Gupta Memorial Research schip. Fund	1998	200,000.00	353,984.99	553,984.99	0.00	28,878.00	200,000.00	582,462.99	0.00	200,000.00	582,462.99	782,462.99
5	Debabrata Roy Memorial Endow. Fund	1999	10,000.00	10,162.75	20,162.75	0.00	1,262.25	10,000.00	11,425.00	0.00	10,000.00	11,425.00	21,425.00
6	D L Das Memorial Endow. Fund	1999	10,000.00	5,886.93	15,886.93	0.00	1,175.04	10,000.00	17,061.97	0.00	10,000.00	17,061.97	27,061.97
7	D L Roy Memorial Endow. Fund	1999	10,000.00	17,839.75	27,839.75	0.00	1,572.25	10,000.00	29,412.00	0.00	10,000.00	29,412.00	39,412.00
8	Dr. B Bhattacharya Memorial Endow. Fund	1999	19,000.00	11,597.42	30,597.42	0.00	1,912.25	19,000.00	32,509.67	0.00	19,000.00	32,509.67	51,509.67
9	Dr.T Rangaswami Memorial Endow. Fund	1999	10,000.00	8,314.04	18,314.04	0.00	1,307.00	10,000.00	19,621.04	0.00	10,000.00	19,621.04	29,621.04
10	G C Roy Memorial Endow. Fund	1999	10,000.00	4,244.06	14,244.06	0.00	1,104.00	10,000.00	15,348.06	0.00	10,000.00	15,348.06	25,348.06
11	G X Roy Memorial Endow. Fund	1998	10,000.00	1,170.37	11,170.37	0.00	977.00	10,000.00	12,147.37	0.00	10,000.00	12,147.37	22,147.37
12	Hrishikesh Saha Memorial Endow. Fund	1998	12,000.00	9,357.93	21,357.93	0.00	1,334.00	12,000.00	22,691.93	0.00	12,000.00	22,691.93	34,691.93
13	Krishna Chakrabarty Memorial Endow. Fund	1998	10,000.00	2,926.10	12,926.10	0.00	1,048.00	10,000.00	13,974.10	0.00	10,000.00	13,974.10	23,974.10
14	KP Sengupta Memorial Endow. Fund	1998	10,000.00	3,921.11	13,921.11	0.00	1,089.00	10,000.00	15,010.11	0.00	10,000.00	15,010.11	25,010.11
15	Muktashree Memorial Endow. Fund	1997	10,000.00	2,237.38	12,237.38	0.00	1,020.00	10,000.00	13,257.38	0.00	10,000.00	13,257.38	23,257.38
16	N C M S Memorial Endow. Fund	1995	10,000.00	8,388.50	18,388.50	0.00	2,309.00	10,000.00	20,697.50	1,000.00	10,000.00	19,697.50	29,697.50
17	P K Dey Memorial Endow. Fund	2001	9,500.00	2,476.59	11,976.59	0.00	1,979.81	9,500.00	13,956.40	0.00	9,500.00	13,956.40	23,956.40
18	Nilma Sarma Memorial Endow. Fund	1998	10,000.00	3,979.57	13,979.57	0.00	1,091.00	10,000.00	15,070.57	0.00	10,000.00	15,070.57	25,070.57
19	N S Maiti Memorial Endow. Fund	1999	14,500.00	4,224.64	18,724.64	0.00	1,307.00	14,500.00	20,031.64	0.00	14,500.00	20,031.64	34,531.64
20	O Meena Devi Memorial Endow. Fund	1999	10,000.00	7,016.85	17,016.85	0.00	1,214.00	10,000.00	18,230.85	0.00	10,000.00	18,230.85	28,230.85
21	P M Goswami Memorial Endow. Fund	1999	10,000.00	1,023.92	11,023.92	0.00	929.00	10,000.00	11,952.92	0.00	10,000.00	11,952.92	21,952.92
22	R K Saha Memorial Endow. Fund	1998	12,000.00	4,293.97	16,293.97	0.00	1,239.00	12,000.00	17,532.97	0.00	12,000.00	17,532.97	27,532.97
23	Satish Chandra Memorial Endow. Fund	1997	10,000.00	1,437.79	11,437.79	0.00	989.00	10,000.00	12,426.79	0.00	10,000.00	12,426.79	22,426.79
24	Shanti Devi Memorial Endow. Fund	1999	10,000.00	1,260.17	11,260.17	0.00	831.50	10,000.00	12,091.67	0.00	10,000.00	12,091.67	22,091.67
25	Sociological Research Award Endow. Fund	2000	20,000.00	31,737.01	51,737.01	0.00	2,079.99	20,000.00	53,817.00	0.00	20,000.00	53,817.00	73,817.00
26	T S Bhattacharya Memorial Endow. Fund	1998	10,000.00	(36.04)	9,963.96	0.00	929.00	10,000.00	10,892.96	0.00	10,000.00	10,892.96	20,892.96
27	U S Dutta Memorial Award Account	2001	9,500.00	2,057.59	11,557.59	0.00	961.81	9,500.00	12,519.40	0.00	9,500.00	12,519.40	22,019.40
CARRIED FORWARD			486,500.00	511,784.00	998,284.00	0.00	63,761.10	486,500.00	575,545.10	1,000.00	486,500.00	574,545.10	1,061,045.10


FINANCE OFFICER


VICE-CHANCELLOR

Sl. No.	NAME OF THE FUND	Year of Estd.	Opening Balance			Total additions during the year		Total		Exp./ Adj. during the year	Closing Balance		
			Endowment	Accum. Int. /adj.	Total	Endowment	Interest/ adj.	Endowment	Accumulated Interest/ adjustment		Endowment	Accum. Int. /adj.	TOTAL
1	2		3	4	5=(3+4)	6	8	9	10=(4+8)	11	12=(3+6)	13=(10-11)	14=(12+13)
	BROUGHT FORWARD		486,500.00	511,784.00	998,284.00	0.00	63,761.10	486,500.00	575,545.10	1,000.00	486,500.00	574,545.10	1,061,045.10
28	Ushabati Sengupta Memorial Endow. Fund	1998	10,000.00	3,586.28	13,586.28	0.00	1,075.00	10,000.00	4,661.28	0.00	10,000.00	4,661.28	14,661.28
29	Rita Kar Memorial Scholarship Fund	2007	50,000.00	17,948.75	67,948.75	0.00	5,339.50	50,000.00	23,288.25	0.00	50,000.00	23,288.25	73,288.25
30	Murshedul Alam Mem. Endw Fund	2006	20,000.00	2,163.80	22,163.80	0.00	2,135.80	20,000.00	4,299.60	0.00	20,000.00	4,299.60	24,299.60
31	Ajmal Foundation Prize for BA-LLB (Hons)	2008	50,000.00	24,270.33	74,270.33	0.00	4,894.38	50,000.00	29,164.71	0.00	50,000.00	29,164.71	79,164.71
32	Ajmal Foundation Prize for B.Tech (IT)	2008	50,000.00	22,258.33	72,258.33	0.00	5,045.38	50,000.00	27,303.71	0.00	50,000.00	27,303.71	77,303.71
33	Ananya Paul Memorial End. Award	2003	20,000.00	(5,838.20)	14,161.80	0.00	2,303.06	20,000.00	(3,535.14)	0.00	20,000.00	(3,535.14)	16,464.86
34	Lal Behari Goala Mem. End. Fund	2003	10,000.00	(919.10)	9,080.90	0.00	1,323.31	10,000.00	404.21	0.00	10,000.00	404.21	10,404.21
35	Lalit Sethi Mem. Endow. Fund	2002	10,000.00	2,080.90	12,080.90	0.00	1,338.79	10,000.00	3,419.69	0.00	10,000.00	3,419.69	13,419.69
36	Laxminia Goala Mem. Endow. Fund	2003	10,000.00	1,080.90	11,080.90	0.00	2,339.79	10,000.00	3,420.69	0.00	10,000.00	3,420.69	13,420.69
37	Haji Azmal Ali Mem. Endow. Award	2004	25,000.00	2,707.25	27,707.25	0.00	3,892.50	25,000.00	6,599.75	0.00	25,000.00	6,599.75	31,599.75
38	Maryam Azmal Mem. Endow. Award	2004	25,000.00	4,704.30	29,704.30	0.00	2,891.50	25,000.00	7,595.80	0.00	25,000.00	7,595.80	32,595.80
39	Sarabhai Khandalwal Mem. Endow. Fund	2003	10,000.00	(913.96)	9,086.04	0.00	1,338.26	10,000.00	424.30	0.00	10,000.00	424.30	10,424.30
40	Makandadas Bhatt Memo. Endow Fund	2009	100,000.00	13,105.00	113,105.00	0.00	9,637.00	100,000.00	22,742.00	0.00	100,000.00	22,742.00	122,742.00
41	Ayindhi Bhattacharjee Mem. End. Fund.	2014	100,000.00	2,893.15	102,893.15	0.00	8,914.50	100,000.00	11,807.65	0.00	100,000.00	11,807.65	111,807.65
42	Subinay Ch. Dutta Roy. Mem. End. Fund.	2014	100,000.00	2,869.62	102,869.62	0.00	8,912.50	100,000.00	11,782.12	0.00	100,000.00	11,782.12	111,782.12
43	Kshitish Ch. Das Memo. End. Fund	2016	0.00	0.00	0.00	100,000.00	0.00	0.00	0.00	0.00	100,000.00	0.00	100,000.00
	TOTAL		1,076,500.00	603,781.35	1,680,281.35	100,000.00	125,142.37	1,076,500.00	728,923.72	1,000.00	1,176,500.00	727,923.72	1,904,423.72

Notes:

- 1) The total of Columns 3 & 4 will appear as the Opening Balance in the Column "Endowment Funds" in Schedule 2, of Earmarked Funds forming part of the Balance Sheet.
- 2) The total of Col. 9 should be less than of Col. 8, as only the interest is to be used for the expenditure on the object of the endowments (except Endowments for Chairs).
- 3) There should not normally be a debit balance in the schedule. If in a rare case, there is a debit balance against any of the Endowment Funds, the debit balance should appear on the Assets side of the Balance sheet as "Receivables", in Schedule-8 Loans, Advances & Deposits.
- 4) Endowment at Sl No. 33 to 39 have a common Bank Account & interest earned is proportionately distributed among the endowments.


FINANCE OFFICER


VICE-CHANCELLOR

ASSAM UNIVERSITY, SILCHAR

SCHEDULE 3 - CURRENT LIABILITIES & PROVISIONS

(Amount in ₹)

	CURRENT YEAR	PREVIOUS YEAR
A. CURRENT LIABILITIES		
1. Deposits from Students :		
Student Caution Money	13,692,994.00	12,871,411.00
Hostel Caution Money	3,341,321.00	3,158,931.00
2. Sundry Creditors		
a) For Goods & Services (Outstanding Liabilities for Expenses)	87,800,050.00	77,156,532.00
b) Others (Outstanding Liabilities for Assets)	59,982,431.00	115,363,088.00
3. Statutory Liabilities		
a) VAT	1,706,750.00	1,478,195.00
b) Income Tax	-214,111.00	227,525.00
c) Group Savings Linked Insurance	69,134.00	8,590.00
d) CEST (Service Tax)	171,945.00	171,945.00
d) Labour Cess	119,073.00	0.00
4. Other Current Liabilities		
a) Sponsored Projects (Sub-Schedule 3A)	120,060,143.40	91,575,172.40
b) Sponsored Fellowships & Scholarships (Sub-Schedule 3B)	8,438,065.00	4,153,484.00
c) Unutilised Grants (Sub-Schedule 3C)	481,002,633.07	298,918,348.71
Balance Carried to the next page	776,170,428.47	605,083,222.11


FINANCE OFFICER


VICE-CHANCELLOR

Balance Brought from the Previous page	776,170,428.47	605,083,222.11
d) Other Funds		
1. Alumni Association Fund.	553,645.54	211,938.54
2. Magazine Fund.	121,568.00	131,528.00
3. Student Aid Fund.	1,937,927.00	1,238,902.00
4. Student Co- Curricular Fund.	107,152.00	-289,094.00
5. Hostel Development Fund.	5,111,197.00	5,394,854.00
6. Hostel Maintenance Fund.	-268,867.00	-294,343.00
7. Students Health Insurance Scheme.	374,005.00	255,424.00
8. Suspense Account CPF- Diphu.	466,547.00	377,263.00
9. Course Fee Fund.	16,913,240.00	33,866,566.00
10. Department Development Fund.	5,502,500.00	3,287,500.00
11. AIEEE - Councelling Fee Receipt / Refund.	4,540,000.00	4,540,000.00
12. School Dev. Fund - SOT .	3,802,790.00	2,327,538.00
13. SOT - Fest / Industry Interface Fee Fund.	1,604,613.00	873,313.00
14. Sports Fee Receipt Fund.	1,046,953.00	691,075.00
15. Transport Fee receipt Fund.	11,568,222.00	8,644,860.00
16. CSAB [JEE (Main)- 2013]- Fee Remittance	4,200,000.00	4,200,000.00
17. Model Study Fee Fund.	16,325.00	-5,250.00
18. Diphu Scholarship Fund.	19,970.00	3,853,667.00
19. Centre for Distance Education & Open Learning (CDEOL)	96,500.28	240,000.00
20. Grants for SIPDA 2013-14 (Min. of Social Justice)	24,456,000.00	24,456,000.00
21. UGC Grant for Community College	0.00	2,020,000.00
22. PMMMNMTT Fund	42,066,313.32	0.00
23. Academic & Research Collaboration with Queens University, Belfast	75,291,580.00	0.00
e) Other Liabilities	7,302,934.00	75,157,141.00
f) Vendor Security Deposit	21,932.00	0.00
g) Other Security Deposit	5,294,586.00	3,512,599.00
TOTAL	988,318,061.61	779,774,703.65

Note- Balance of Accrued interests out of Academic & Research Collaboration with Queens University, Belfast, which was shown in last year under XII Plan Grant, now transferred to respective fund.


FINANCE OFFICER


VICE-CHANCELLOR

ASSAM UNIVERSITY, SILCHAR

SUB-SCHEDULE- 3A- SPONSORED PROJECTS

(Amount in ₹)

Sl No	Name of the Project	Opening Balance as on 01-04-2015		Receipt/Recoveries during the yr.	TOTAL	Expenditure during the year	Closing Balance as on 31-03-2016	
		Dr.	Cr.				Dr.	Cr.
1	2	3	4	5	6	7	8	9
1	Conf. On Contesting Self(MAKAIAS)-Narendra Singh	0.00	500,000.00	0.00	500000.00	500000.00	0.00	0.00
2	FIST Grant-Physics-Diphu Campus	0.00	0.00	9791588.00	9791588.00	287716.88	0.00	9503,871.12
3	ICSSR Seminar Grant to Narendra Singh- Diphu	0.00	0.00	27000.00	27000.00	27000.00	0.00	0.00
4	ICSSR Seminar Grant to Vull Dhanaraju-Diphu	0.00	0.00	20000.00	20000.00	20000.00	0.00	0.00
5	Projector/ Ecology, Culture(ICSSR)-Vull Dhanaraju	0.00	0.00	72000.00	72000.00	0.00	0.00	720,000.00
6	Projector/ Governance of Power(ICSSR)-Bikash Ch. Das	0.00	246,956.00	1003368.00	1250324.00	36000.00	0.00	890,324.00
7	Projector/ Indig(ICMR)-Somnath Bhat	0.00	175,580.00	192980.00	368560.00	339730.00	0.00	28,830.00
8	Projector/ Rice in the (IGNCA)-Pratula Kr. Nath	0.00	112,321.00	1456.00	113777.00	9962.00	0.00	14,215.00
9	Projector/ study of Pollen(UGC)-Robindra Teron	0.00	26,529.00	0.00	26529.00	26000.00	0.00	1,529.00
10	Projector/ Understanding the (BCIL)-Ramia H Begum	0.00	82,312.00	351832.00	434144.00	339161.00	0.00	94,983.00
11	Seminar Grant-Assemeese Deptt.	0.00	20,000.00	0.00	20000.00	0.00	0.00	20,000.00
12	Seminar Grant From ICHR-Binayak Outta-Diphu	0.00	90,000.00	0.00	90000.00	0.00	0.00	90,000.00
13	ACTE Grant to MBA Deptt.	0.00	472,204.00	0.00	472204.00	0.00	0.00	472,204.00
14	Basic Infrastructure(UGC)-CHEMISTRY	0.00	1,000,000.00	0.00	1000000.00	0.00	0.00	1,000,000.00
15	Basic Infrastructure(UGC)-ECOLOGY	0.00	1,069,673.00	0.00	1069673.00	0.00	0.00	1,069,673.00
16	Basic Infrastructure(UGC)-LIFE SCIENCE	0.00	57,588.00	0.00	57588.00	0.00	0.00	57,588.00
17	Basic Infrastructure(UGC)-MATHEMATICS	0.00	296,150.00	0.00	296150.00	0.00	0.00	296,150.00
18	Basic Infrastructure(UGC) - PHYSICS	0.00	892,375.00	0.00	892375.00	0.00	0.00	892,375.00
19	Children Park at Univ. Campus	0.00	10,000.00	0.00	10000.00	0.00	0.00	10,000.00
20	GIDC- AU Distance Learning Prog Rcpt.	0.00	2,581,357.00	1124715.00	3706072.00	0.00	0.00	3,706,072.00
21	Conference On recent Trends in - M Dutta Choudhury	0.00	425,000.00	0.00	425000.00	0.00	0.00	425,000.00
22	COP(UGC) on Aquaculture & F.S. - D.Kar	0.00	814,047.00	0.00	814047.00	22000.00	0.00	792,047.00
23	CSIR/SRF Grant-P B B YAKTI	0.00	14,247.00	0.00	14247.00	0.00	0.00	14,247.00
24	DAE/BRNS Project-Dr. A. K. Sen	39,724.00	0.00	0.00	39724.00	0.00	39,724.00	0.00
25	DBT-128 Project of Dr. S K Ghosh	0.00	535,882.00	46020.00	681902.00	47380.00	0.00	208,102.00
26	DBT-RA Stipend to Biswapratim D Purkayastha	0.00	0.00	49500.00	49500.00	49500.00	0.00	0.00
27	DBT-RA Stipend to Shilpa Srivastava	0.00	208,400.00	158400.00	366800.00	208400.00	0.00	158,400.00
28	DOS-DBT Project of Dr. A K Das	0.00	23,403.00	0.00	23403.00	0.00	0.00	23,403.00
29	DRDO Project-Dr. N V S Rao	0.00	19,258.00	0.00	19258.00	0.00	0.00	19,258.00
30	DRL Project of Dr. Jayashree Rout	0.00	21,782.00	0.00	21782.00	0.00	0.00	21,782.00
31	DRS Grant(UGC) to Biotechnology Deptt.	0.00	1,215,968.00	0.00	1215968.00	818400.00	0.00	397,568.00
32	Dst(New Design-Crystals)-NVS Rao	0.00	927,133.00	0.00	927133.00	751774.00	0.00	175,359.00
33	DST(Old) Scheme on Design, Synthesis'-N V S Rao	0.00	327,202.00	0.00	327202.00	0.00	0.00	327,202.00
34	DST Seminar Grants to Dr. A K Sen	0.00	86,063.00	0.00	86063.00	0.00	0.00	86,063.00
35	DST/ SREC Project of Dr. C R Bhattacharjee	0.00	49,562.00	0.00	49562.00	0.00	0.00	49,562.00
36	DST Travel Grant-Dr. A K Sen	0.00	108,935.00	0.00	108935.00	0.00	0.00	108,935.00
37	Fast Track Young Scientist(SERB)-Aparajita De	0.00	496,275.00	0.00	496275.00	289370.00	0.00	206,905.00
38	FIST Grant- Mathematics Deptt.	0.00	32,833.00	409817.00	442650.00	0.00	0.00	442,650.00
39	FIST Programme-Deptt. of Chemistry	0.00	7,735,132.00	753187.00	8488319.00	122447.00	0.00	8,365,872.00
40	FIST Programme-Ecology Deptt.	0.00	1,179,175.00	178365.00	1357540.00	1014311.00	0.00	343,249.00
41	FIST Programme-Life Science Deptt.	0.00	540,222.00	0.00	540222.00	0.00	0.00	540,222.00
42	FIST Programme of Physics Deptt.	54,032.00	0.00	0.00	54032.00	0.00	54,032.00	0.00
Total carried forward to next page		93,756.00	22,493,564.00	18,071,248.00	37,658,568.00	5,991,171.88	93,756.00	31,573,640.12

Sl No	Name of the Project	Opening Balance as on 01-04-2015		Receipt/Recoveries during the yr.	TOTAL	Expenditure during the year	Closing Balance as on 31-03-2016	
		Dr.	Cr.				Dr.	Cr.
		3	4				5	6
	Total Brought forward from previous page	93,756.00	22,493,564.00	15,071,248.00	37,658,568.00	5,991,171.88	93,756.00	31,571,640.12
43	Fund From Indian Asso. of Parliament on Debate	0.00	2,000.00	0.00	2000.00	0.00	0.00	2,000.00
44	Grant for Computer Centre	0.00	679,879.00	0.00	679879.00	0.00	0.00	679,879.00
45	Grant From Consortium for Educational Communication	0.00	75,000.00	0.00	75000.00	0.00	0.00	75,000.00
46	Grant From ICSSR for NODAL Agency	0.00	12,500.00	0.00	12500.00	0.00	0.00	12,500.00
47	Grant From Min. of Tr. Aff. for Thesis-Rajashree Roy	0.00	15,000.00	0.00	15000.00	0.00	0.00	15,000.00
48	Grant From M/s. Feedback--to N S Rao & Dr. A Gupta	0.00	14,823.00	0.00	14823.00	0.00	0.00	14,823.00
49	Grant From Turtle World for Ecology Deptt.	0.00	15,000.00	0.00	15000.00	0.00	0.00	15,000.00
50	Grant From UGC for NET Coaching of Minority Cell	0.00	85,406.00	0.00	85406.00	0.00	0.00	85,406.00
51	Grant From UGC-SC/ST Coaching for Entry Inservice	0.00	539,684.00	0.00	539684.00	0.00	0.00	539,684.00
52	Grant-in-Aid From Min. of Women & Child Dev.	0.00	15,400.00	0.00	15400.00	0.00	0.00	15,400.00
53	Grants for North East Tribal Folklore	0.00	71,250.00	0.00	71250.00	0.00	0.00	71,250.00
54	Grants From Shastri Institute of Indo-Canadian	0.00	117,000.00	0.00	117000.00	0.00	0.00	117,000.00
55	Grants From UGC for SC/ST Cell	0.00	66,731.00	0.00	66731.00	0.00	0.00	66,731.00
56	Grants From UNDP-Keya Sengupta	0.00	799,143.00	0.00	799143.00	0.00	0.00	799,143.00
57	ICHR Grant to Dr. J Guke	0.00	0.00	105000.00	105000.00	0.00	0.00	105,000.00
58	ICSSR Project- Adhrit Ch. Pati Tripathi	0.00	5,548.00	0.00	5548.00	0.00	0.00	5,548.00
59	ICSSR Project- N Bhan Meetei	0.00	13,062.00	0.00	13062.00	13062.00	0.00	0.00
60	ICSSR Project- Sumanash Dutta	0.00	16,547.00	108250.00	124797.00	102860.00	0.00	21,937.00
61	India U. K. Staff Exchange Programme- British Council	0.00	200,568.00	0.00	200568.00	0.00	0.00	200,568.00
62	Indira Gandhi National Centre for the Arts- Lecture	0.00	40,000.00	0.00	40000.00	0.00	0.00	40,000.00
63	Indo-Canadian Workshop	0.00	408,802.00	0.00	408802.00	0.00	0.00	408,802.00
64	Infibonet Programme	0.00	130,542.00	0.00	130542.00	0.00	0.00	130,542.00
65	ISRO/RESPOND Project-Dr. A K Sen	0.00	8,524.00	0.00	8524.00	0.00	0.00	8,524.00
66	IJAC Project on "Swift Heavyion- S. S. Nath	0.00	56,000.00	158800.00	214800.00	140000.00	0.00	74,800.00
67	J.R.F Grant to A Chakraborty	52,035.00	0.00	0.00	52035.00	0.00	52,035.00	0.00
68	Major Research Project(History)-Dr. R K De	0.00	21,482.00	0.00	21482.00	0.00	0.00	21,482.00
69	Major Research Project of Dr. C R Bhatnagarjee	0.00	105,000.00	0.00	105000.00	0.00	0.00	105,000.00
70	Major Research Project(UGC)- A.K. Baishya	0.00	41,571.00	0.00	41571.00	0.00	0.00	41,571.00
71	MED-89 Project of Dr. S K Ghosh	0.00	768,204.00	47948.00	816152.00	515000.00	0.00	300,652.00
72	Misc.Suspense Receipt	0.00	15,485,562.82	9112398.00	24597960.82	3121895.00	0.00	21,476,065.82
73	NBHM Grants From DAE	0.00	370,491.00	0.00	370491.00	0.00	0.00	370,491.00
74	NCTE-NICE Project of Prof. N N Pandey	0.00	93,469.00	0.00	93469.00	0.00	0.00	93,469.00
75	N.H.R.C Grant for Basic Human RAP	0.00	25,000.00	0.00	25000.00	0.00	0.00	25,000.00
76	NPC-177 - S K Ghosh	0.00	41,259.00	3384616.00	3425875.00	2496213.00	0.00	929,662.00
77	NRB Project On Design... Permeability N V S Rao.	0.00	30,000.00	0.00	30000.00	0.00	0.00	30,000.00
78	Projector 'Above-Ground'(SERB)-Tapasi Das	0.00	120,419.00	115000.00	1270419.00	1022858.00	0.00	247,561.00
79	Projector 'A Comparative'(ICSSR)-Nil Ratan Roy	0.00	142,893.00	0.00	142893.00	142893.00	0.00	0.00
80	Project On 'A Comparative--India'-Mithra Dey	0.00	2,405.00	55521.00	57926.00	55826.00	0.00	2,100.00
81	Projector 'a Comparative Study of (ICSSR)-N N Pandey	0.00	55,500.00	105000.00	160500.00	72441.00	0.00	88,059.00
82	Project On 'A Critical... British Policy'-R.Tiba	0.00	168,344.00	0.00	168344.00	0.00	0.00	168,344.00
83	Project On 'Acute Chronic Toxi... Barak Valley AGupta	0.00	9,556.00	0.00	9556.00	0.00	0.00	9,556.00
84	Projector 'Adhunik(UGC)-P K Mehra	0.00	55,800.00	238400.00	294200.00	269169.00	0.00	25,031.00
85	Projector 'A Multiple(ICSSR)-Shrabanti Maity	0.00	69,000.00	120000.00	189000.00	115500.00	0.00	73,500.00
	Total carried forward to next page	145,791.00	43,487,728.82	29,656,981.00	73,290,500.82	14,059,488.88	145,791.00	59,085,220.94

Sl. No	Name of the Project	Opening Balance as on 01-04-2015		Receipt/Recoveries during the yr.	TOTAL	Expenditure during the year	Closing Balance as on 31-03-2016	
		Dr.	Cr.				Dr.	Cr.
1	2	3	4	5	6	7	8	9
	Total brought forward from previous page	145,791.00	43,487,728.82	29,656,981.00	73,290,500.82	14,059,488.88	145,791.00	59,085,220.94
86	Projector/Analysis of Gen(CSIR)-Amitabh Bhat	0.00	616,000.00	780258.00	896258.00	879051.00	0.00	17,208.00
87	Project On/An Analytical Study..Manfauz-M. Rahman	0.00	12,500.00	0.00	12500.00	0.00	0.00	12,500.00
88	Projector/an Investigation(UGC)-Sumit Saha	0.00	128,052.00	0.00	128052.00	0.00	0.00	128,052.00
89	Projector/ Application. Hot Air(Sameer)-SSNath	0.00	208,000.00	58000.00	266000.00	235329.00	0.00	30,671.00
90	Projector/ Assess. of Carbon(SERB)-A. J. Nath	0.00	0.00	1800700.00	1800700.00	207019.00	0.00	1,593,681.00
91	Projector/Assessment of(CSIR)-Ashesh K Das	0.00	338,088.00	488048.00	824136.00	449740.00	0.00	374,396.00
92	Projector/Assessment of(SERB)-A J Nath	0.00	371,820.00	0.00	371820.00	156000.00	0.00	215,820.00
93	Projector/A Study of Financial(CSSR)-Joyeeta Deb	0.00	18,750.00	50000.00	68750.00	66874.00	0.00	1,878.00
94	Project On/A Study of(GBP/IED)-Dr. B K Dutta	0.00	38,094.00	906.60	39000.00	39000.00	0.00	0.00
95	Project On/A Study on Diversity(UGC)-Debjyoti Bha	0.00	159,863.00	0.00	159863.00	149793.00	0.00	10,070.00
96	Projector/ Barak Upaty LSKoeh(UGC)-Beia Das	0.00	0.00	768400.00	768400.00	24839.00	0.00	743,561.00
97	Project On/Biochemical Gyanandra L-S B Paul	10,389.00	0.00	0.00	10389.00	0.00	10,389.00	0.00
98	Project On/Bio-Chemical(NTRF)-S K Panda	0.00	0.00	35095.00	35095.00	35095.00	0.00	0.00
99	Projector/Biomonitoring of Pe(Indo-Aus)-Abhik Gupta	0.00	0.00	1100000.00	1100000.00	204387.00	0.00	895,613.00
100	Projector/ Bio-Rem(DBT)- Piyush Pandey	0.00	572,888.00	491970.00	1064858.00	673706.00	0.00	391,148.00
101	Project On/Bio-Tech(DBT)-Dr. Devasish Kar	0.00	165,154.00	0.00	165154.00	0.00	0.00	165,154.00
102	Projector/Characterisation(BCIL-DBT)-A Giri	0.00	765,448.36	532000.00	1297448.36	767623.00	0.00	529,825.36
103	Project On/Characterisation. N.E.India-J Rout	0.00	2,714.00	0.00	2714.00	0.00	0.00	2,714.00
104	Projector/Characterisation of Tight(BCIL-DBT)-S Gei	0.00	433,887.93	767000.00	1200887.93	180105.00	0.00	1,020,782.93
105	Project On/Chemistry(DST)-SK. Jasimuddin	0.00	18,804.00	0.00	18804.00	0.00	0.00	18,804.00
106	Project On/Chirality in. Interactions Dr. NVS Rao	53,093.00	0.00	0.00	53093.00	0.00	53,093.00	0.00
107	Projector/Cloning and Char(DST-MST)-S. K. Panda	0.00	0.00	79570.00	79570.00	79570.00	0.00	0.00
108	Project On/ Creation of BIF... G D.Sharma	0.00	15,707.00	1103990.00	1119697.00	1069679.00	0.00	50,018.00
109	Projector/ decent realised Gov(UGC)-Harsha S	0.00	18,178.00	27300.00	45478.00	43476.00	0.00	0.00
110	Projector/ Decentra. Tripura- Debotosh Chakraborty	0.00	0.00	591600.00	591600.00	125143.00	0.00	466,457.00
111	Projector/ Degree of Approx.(UGC)-S. Behara	0.00	263,000.00	0.00	263000.00	263000.00	0.00	0.00
112	Projector/ design&Dev(UGC)-Mukul Sarmah	0.00	178,435.00	0.00	178435.00	145835.00	0.00	32,600.00
113	Project On/Determinants(CSSR)-Keya Sengupta	0.00	88,441.00	0.00	88441.00	0.00	0.00	88,441.00
114	Projector/ Determinants of Ent. Maripur-H.R. Singh	0.00	0.00	654000.00	654000.00	0.00	0.00	654,000.00
115	Projector/ Dev & Com. of SODAR(SAMEER)-SS Nath	0.00	33,080.00	212000.00	245080.00	174992.00	0.00	70,088.00
116	Projector/ Dev. & Current(UGC)-Indu Swami	0.00	100,000.00	0.00	100000.00	0.00	0.00	100,000.00
117	Projector/ development of Cancer(DBT)-Yas. Choudhury	0.00	125,407.00	60645.00	186052.00	181911.00	0.00	4,141.00
118	Project On/Dev. Frame. NW Infrast.-Sudipta Roy	277,237.00	0.00	277237.00	554474.00	0.00	0.00	0.00
119	Projector/ dev. of A Portable(NHB)-Prasanna Kr GV	0.00	43,955.00	0.00	43955.00	0.00	0.00	43,955.00
120	Projector/ Dev. of Carbon. VLSI Cir.-Debasprasad Das	0.00	0.00	1179000.00	1179000.00	0.00	0.00	1,179,000.00
121	Projector/ Dictionary of the(UGC)-Rama Kant Das	0.00	105,000.00	0.00	105000.00	95675.00	0.00	9,325.00
122	Projector/ direct o Self(SERB)Aggi-Himadri Acharya	0.00	438,072.00	0.00	438072.00	430259.00	0.00	7,813.00
123	Projector/ diversity of Aquatic(SERB)-Susmita Gupta	0.00	297,703.00	100000.00	397703.00	389680.00	0.00	8,023.00
124	Projector/ DNA-Deco. Sensing-NRB-342-Sudip Choudhury	0.00	0.00	2590562.00	2590562.00	15604.00	0.00	2,574,958.00
125	Projector/ documentation(UGC)-P Haokip	0.00	39,957.00	415501.00	455458.00	380456.00	0.00	75,002.00
126	Project On/Ecological. Wetland B Valley-Dr S. Gupta	202,499.00	0.00	0.00	202499.00	0.00	202,499.00	0.00
127	Project On/Edn. of Children, Assam-Biswa/Basanta/Sa	0.00	2,398.00	0.00	2398.00	2398.00	0.00	0.00
128	Project On/Education Ancient India-	0.00	8,700.00	0.00	8700.00	0.00	0.00	8,700.00
129	Project On/Effectiveness--Assam Partha Sarkar	0.00	5,844.00	0.00	5844.00	0.00	0.00	5,844.00
	Total carried forward to next page	689,009.00	49,097,235.11	43,320,765.00	93,107,009.11	21,525,830.88	411,772.00	70,614,932.23

Sl No	Name of the Project	Opening Balance as on 01-04-2015		Receipt/Recoveries during the yr.	TOTAL	Expenditure during the year	Closing Balance as on 31-03-2016	
		Dr.	Cr.				Dr.	Cr.
1	2	3	4	5	6	7	8	9
	Total brought forward from previous page	689,009.00	49,097,235.11	43,320,765.00	93,107,009.11	21,525,830.88	411,772.00	70,634,932.23
130	Projector/Effect of Diet Restr ... Dis-Anupom Borah	0.00	0.00	140000.00	140000.00	170462.00	0.00	1,229,538.00
131	Projector/effect of Heavy(BCIL)-S. Roy Choudhury	0.00	38,415.00	397418.00	436163.00	278316.00	0.00	157,515.00
132	Projector/effect of Hyper(BCIL)-Anupam Borah	0.00	862,484.00	1201000.00	1863484.00	1754137.00	0.00	708,347.00
133	Project On/Elem(GBPIHED)-C R Bhattacharjee	0.00	233,620.00	0.00	233620.00	0.00	0.00	233,620.00
134	Projector/Endangered Lan. NEI-Bhagirathi Biswas	0.00	0.00	320000.00	320000.00	0.00	0.00	320,000.00
135	Project Or/Endangered (UGC)-M Dutta Choudhury	0.00	135,226.00	0.00	135226.00	0.00	0.00	135,226.00
136	Project Or/Establishment of Hubs-MOChoudhury	0.00	470,728.55	541000.00	1011728.55	658202.00	0.00	352,526.55
137	Projector/Ethnicity, Terro(ICSSR)-Debasish Bhat(Ben)	0.00	160,000.00	0.00	160000.00	0.00	0.00	160,000.00
138	Project Or/Ethnomedico- -Dr. M Dutta Choudhury	2,758.00	0.00	0.00	2758.00	0.00	2,758.00	0.00
139	Project Or/Evaluation- Methods(DBT-BCIL)SKGhosh	0.00	2,500.00	0.00	2500.00	0.00	0.00	2,500.00
140	Projector/evaluation of Anta(DBT)- GDSharma/HK Pra	0.00	220.00	347017.00	347237.00	315737.00	0.00	31,500.00
141	Projector/ Evaluation of Hyd(UGC)-K KrishnakanSingh	0.00	178,150.00	0.00	178150.00	0.00	0.00	178,150.00
142	Projector/ Evaluation of Indigenous(DST)-J Rout	0.00	300,290.00	417759.00	718049.00	497622.00	0.00	220,427.00
143	Projector/ Exact Analysis(UGC)-Sanjib Sengupta	0.00	464.00	0.00	464.00	0.00	0.00	464.00
144	Projector/ Exclusion of (ICSSR)-Nirakar Malik	0.00	192,505.00	608533.00	801038.00	146658.00	0.00	654,380.00
145	Projector/ exploration(BCIL)-Jayashree Rout	0.00	160,732.00	508000.00	668732.00	464000.00	0.00	202,732.00
146	Projector/ Exploring Fungus(DBT-BCIL)-HimangshuPrasa	0.00	604,185.00	735567.00	1340752.00	1138612.00	0.00	202,140.00
147	Projector/family Lejeu(SERB)-Sudipa Das	0.00	0.00	950000.00	950000.00	130167.00	0.00	819,833.00
148	Project Or/Feasibility(NEEPCO)-Devasish Kar	0.00	22,942.00	0.00	22942.00	0.00	0.00	22,942.00
149	Project Or/Formulation and (UGC) A P- Tapati Das	0.00	187,400.00	0.00	187400.00	0.00	0.00	187,400.00
150	Projector/ Functional Proteomic(BCIL-DBT)-SK Panda	0.00	75,552.00	1224000.00	1299552.00	930254.00	0.00	369,298.00
151	Project Or/G6PD-Ramie H Begom	0.00	834,231.00	0.00	834231.00	603496.00	0.00	230,735.00
152	Projector/ Gender Issues(ICSSR)-GPPandey	0.00	232,132.00	75000.00	307132.00	285625.00	0.00	21,507.00
153	Project Or/Habitat ...Gis Tools. Devasish Kar	0.00	17,691.00	0.00	17691.00	0.00	0.00	17,691.00
154	Project Or/Habitat (Min. Env. Fo) Diversity D Kar	0.00	149,222.00	0.00	149222.00	0.00	0.00	149,222.00
155	Project Or/H Bonded(DAE)-NVS Rao	0.00	50,144.00	0.00	50144.00	0.00	0.00	50,144.00
156	Projector/History of Tribes(UGC)-J Guite	0.00	29,844.00	0.00	29844.00	0.00	0.00	29,844.00
157	Projector/Identity, Protest(ICSSR)-Charvak	0.00	0.00	736000.00	736000.00	572815.00	0.00	163,185.00
158	Projector/ Impact of Decen(ICSSR)-Harsha S.	0.00	161,787.00	0.00	161787.00	142662.00	0.00	19,125.00
159	Projector/impact of Field(ICSSR)-Niranjan Roy	0.00	2,532.00	67500.00	70032.00	37252.00	0.00	12,780.00
160	Project Or/Impact of Radio Listening..G.P.Pandey	166,800.00	0.00	0.00	166800.00	0.00	166,800.00	0.00
161	Projector/implementation(DEITY)-Bhagaban Swain	0.00	1,928,626.00	93608.00	2022234.00	1277885.00	0.00	744,349.00
162	Project Or/ Influence Characterisation-M.K.Paul	0.00	1,402,415.00	0.00	1402415.00	1402415.00	0.00	0.00
163	Project Or/In Situ(GBPIHED)-Dr.Abhik Gupta	0.00	4,765.00	0.00	4765.00	0.00	0.00	4,765.00
164	Projector/instt. for(UGC)BODO-N Bijan Meetei	0.00	0.00	616600.00	616600.00	166708.00	0.00	449,892.00
165	Project Or/Interaction of Vanadate...-Prodip C.Paul	0.00	78,708.00	0.00	78708.00	0.00	0.00	78,708.00
166	Project Or/Investigation(DST)-S Giri	68,420.00	0.00	0.00	68420.00	0.00	68,420.00	0.00
167	Projector/investigation on Anticancer(DBT)-SK Ghosh	0.00	274,954.00	293000.00	567954.00	560954.00	0.00	7,000.00
168	Project Or/Isolation, Identification... M Dutta Chy	352,333.82	0.00	0.00	352333.82	0.00	352,333.82	0.00
169	Projector/MHRD Scheme on GIAN-A.K. Sen	0.00	0.00	816000.00	816000.00	0.00	0.00	816,000.00
170	Project Or/Modeling--Velocity Slip'Devajyoti Biswas	0.00	212,877.00	0.00	212877.00	0.00	0.00	212,877.00
171	Projector/Molecular Ana(DBT-SERB)-Amitabh Bhat	0.00	107,304.00	451788.00	559092.00	464865.00	0.00	94,227.00
	Total carried forward to next page	1,277,320.82	68,009,680.66	55,119,555.00	114,406,556.48	32,945,676.88	1,000,083.82	79,906,321.78

Sl No	Name of the Project	Opening Balance as on 01-04-2015		Receipt/Recoveries during the yr.	TOTAL	Expenditure during the year	Closing Balance as on 31-03-2016	
		Dr.	Cr.				Dr.	Cr.
1	2	3	4	5	6	7	8	9
	Total Brought forward from previous page	1,277,320.82	58,009,680.66	55,119,555.00	114,406,556.48	32,945,676.88	1,000,083.82	79,906,321.78
172	Projector/molecular Anal(BCIL) (AB-4)-Amitabha Bhat	0.00	181,099.00	801197.00	982296.00	892698.00	0.00	89,598.00
173	Projector/molecular Asse(SERB)-Jayashree Rout	0.00	305,549.00	800000.00	1,105,549.00	4,32869.00	0.00	672,883.00
174	Project OnMolecular Character... Manipur'-PBMazumder	0.00	47,379.17	74054.00	121433.17	60749.00	0.00	60,884.17
175	Project On/molecular Character(UGC)-Amitabha Bhat	0.00	1,895.00	84443.00	86338.00	86338.00	0.00	0.00
176	Project OnMolecular Char(BCIL)-Amitabha Bhat	0.00	776,410.00	37805.00	814215.00	809013.00	0.00	5,002.00
177	Projector/Molecular Char(DBT)-Devasish Kar	0.00	97,016.00	12952.00	109968.00	81852.00	0.00	28,116.00
178	Project OnMolecular Mechani(SERB)-P K Shukla	0.00	900,000.00	0.00	900000.00	505500.00	0.00	394,500.00
179	Projector/Molecular Mech(DBT)- Anupam Borah	0.00	2,688,400.00	0.00	2688400.00	1168078.00	0.00	1,522,322.00
180	Projector Multifunctioning(BCIL-DBT)-Sujat Ghosh	0.00	22,376.00	265000.00	287376.00	210649.00	0.00	76,727.00
181	Projector/Mutual Fund(UGC)-R K Raul	0.00	344,500.00	0.00	344500.00	0.00	0.00	344,500.00
182	Projector/Nanoassisted C60(DBT-BCIL)-D Sengupta	0.00	791,281.00	606000.00	1,397281.00	930039.00	0.00	467,242.00
183	Projector/Nitronium and Sul(DBT)-DSengupta	36,720.00	0.00	436244.00	472964.00	392412.00	0.00	7,112.00
184	Projector/Nitronium and Sul(DBT)-S K Ghosh	0.00	59,460.00	0.00	59460.00	0.00	0.00	59,460.00
185	Projector/Pangs of Margin(UGC)-Dipendu Das	0.00	109,523.00	0.00	109523.00	98623.00	0.00	10,900.00
186	Projector/physiologyand Molecular(DBT)-S K Panda	0.00	5.00	190033.00	190038.00	785321.00	0.00	4,717.00
187	Project On/Phytochemical Analy...Oise'-MDChoudhury	0.00	27,159.00	160841.00	188000.00	97500.00	0.00	90,500.00
188	Projector/phytochemical(SERB)-S Choudhury	0.00	237,286.00	0.00	237286.00	0.00	0.00	237,286.00
189	Projector/phytochemical(UGC)-Anupam Das Taluker	0.00	63,650.00	335360.00	399010.00	395133.00	0.00	3,877.00
190	Project On/Phytochemical-(UGC)-SChoudhury	43,395.00	0.00	49376.00	92771.00	0.00	0.00	5,981.00
191	Projector/Potential...Lines-Mahuya Sengupta	0.00	0.00	895000.00	895000.00	299960.00	0.00	595,040.00
192	Project On/Poverty Environment...Assam'-Abk Sen	0.00	32,232.00	0.00	32232.00	0.00	0.00	32,232.00
193	Projector/Preparation of II (SERB)-SS Nath	0.00	1,344,058.00	0.00	1344058.00	299989.00	0.00	1,044,069.00
194	Projector/preventing...Extin(DBT)-Aparajita De	0.00	250,778.00	441718.00	692496.00	302832.00	0.00	389,664.00
195	Project On/Production of Dried Honey...Technique'	0.00	127,739.00	0.00	127739.00	0.00	0.00	127,739.00
196	Projector/Rare Earth Meta(MES)-MF Hussain	0.00	415,544.00	0.00	415544.00	262455.00	0.00	153,089.00
197	Projector/RCH Care Services(ICMR)-Kathiresan L	0.00	191,875.00	0.00	191875.00	756400.00	0.00	35,475.00
198	Project On/Red Rust(DST)-D Bora	0.00	82,646.00	0.00	82646.00	0.00	0.00	82,646.00
199	Project on 'regeneration(UGC)...Assam'-A J Nath	0.00	136,457.00	0.00	136457.00	0.00	0.00	136,457.00
200	Projector/sbotyping of (DBT)-P B Mazumder	0.00	325,781.42	251749.00	577530.42	230143.00	0.00	347,387.42
201	Project On/Sex Education(ICSSR)-G Mishra	0.00	26,842.00	0.00	26842.00	0.00	0.00	26,842.00
202	Project On 'Socio-Eco(NEEP)-Dr. Niranjan Roy	0.00	6,959.00	0.00	6959.00	0.00	0.00	6,959.00
203	Projector/Status Survey(UGC)-Parthankar Choudhury	0.00	50,000.00	255200.00	305200.00	305200.00	0.00	0.00
204	Projector/strain Improve(DBT)-Himanshu Prasad	0.00	5,020.00	585731.00	590751.00	493420.00	0.00	97,331.00
205	Projector/structure(DST-2)-P Mondal	0.00	248,713.00	800000.00	1048713.00	211200.00	0.00	837,513.00
206	Project On/Studies on Diversity...-D.C.Roy	31,367.00	0.00	0.00	31367.00	0.00	31,367.00	0.00
207	Projector/StudiesonthePath(BCIL-DBT)-Munish K/ANKPr	0.00	598,493.86	674995.00	1273488.86	582979.00	0.00	690,509.86
208	Projector/study and Anal(DEITY)-Ajoy Kr. Khan	0.00	697,489.00	16275.00	713764.00	713764.00	0.00	0.00
209	Projector/studyof Arginine(SERB)-Himangshu K Prasad	0.00	8,000.00	16380.00	24380.00	8000.00	0.00	16,380.00
210	Projector/study of Light(SERB)-Himadri S. Das	0.00	676,417.00	0.00	676417.00	144760.00	0.00	531,657.00
211	Projector/synergistic(DBT)-S Choudhury	0.00	66,701.00	0.00	66701.00	0.00	0.00	66,701.00
212	Projector/synthesis (CSIR)-Sk Jasimuddin	0.00	82,569.00	0.00	82569.00	82569.00	0.00	0.00
213	Projector/Synthesis & Spectro(SERB)-T Sanjoy Singh	0.00	1,780,000.00	0.00	1780000.00	1638252.00	0.00	143,748.00
214	Project On/Synthesis, Struc(UGC)-T Sanjoy Singh	0.00	0.00	593.00	593.00	593.00	0.00	0.00
	Total carried forward to next page	1,388,802.82	71,816,983.11	62,910,392.00	136,116,087.93	45,020,963.88	1,031,450.82	89,348,969.23

Sl. No	Name of the Project	Opening Balance as on 01-04-2015		Receipt/Recoveries during the yr.	TOTAL	Expendure during the year	Closing Balance as on 31-03-2016	
		Dr.	Cr.				Dr.	Cr.
1	2	3	4	5	6	7	8	9
	Total Brought forward from previous page	1,388,802.82	71,814,983.11	62,910,302.00	136,116,087.93	45,020,963.88	1,031,450.82	89,348,969.23
215	Project On/Synthesis(UGC)-NVS Rao	0.00	11,000.00	0.00	11000.00	0.00	0.00	11,000.00
216	Project on' the Limit(ICPR)-A Nataraju	0.00	96,068.00	0.00	96068.00	82900.00	0.00	13,168.00
217	Project on'The Sculptural.. Arakan-V K. Rao	0.00	0.00	631400.00	631400.00	0.00	0.00	631,400.00
218	Project On'Tree Diversity.. NE India-Tapasi Das	0.00	36,468.00	0.00	36468.00	0.00	0.00	36,468.00
219	Project on' UGC-BSR Start Up Grant- Diwakar Kumar	0.00	0.00	600000.00	600000.00	600000.00	0.00	0.00
220	Project on'Unders.. Acid NE India-S.K. Panda	0.00	0.00	6055200.00	6055200.00	0.00	0.00	6,055,200.00
221	Project on'Use of Constructed (DST)-Abhik Gupta	0.00	81,598.00	0.00	81598.00	26400.00	0.00	55,198.00
222	Project on'Validation(BCIL-DBT)-S K Ghosh	0.00	40,220.00	596942.00	637162.00	12500.00	0.00	624,662.00
223	Project on'Volume Minin(SERB)-A K Khan	0.00	564.00	0.00	564.00	0.00	0.00	564.00
224	Project on'Workshop,Inno(ICSSR)-Ananta Kr. Jena	0.00	23,773.00	120000.00	143773.00	143733.00	0.00	40.00
225	Refresher Course	0.00	773,816.00	0.00	773816.00	0.00	0.00	773,816.00
226	SAP Grant From UGC-Bengali	0.00	8,302.00	1380201.00	1388503.00	0.00	0.00	1,388,503.00
227	SAP Grant From UGC- Biotechnology	0.00	500,147.36	823588.00	1323735.36	286968.00	0.00	1,036,767.36
228	SAP Grant From UGC- Ecology	0.00	76,291.00	913463.00	989754.00	18372.00	0.00	971,382.00
229	SAP Grant From UGC-Mathematics	0.00	34,203.00	4097.00	38300.00	0.00	0.00	38,300.00
230	SAP Grant From UGC- Philosophy	0.00	640,004.00	1037.00	641041.00	640000.00	0.00	1,041.00
231	SAP Grant From UGC-Physics	0.00	55,763.88	8306.00	64069.88	45515.00	0.00	18,554.88
232	SAP Grants From UGC-Chemistry	0.00	872,669.05	41017.00	913686.05	204747.00	0.00	708,939.05
233	SAP Grants From UGC-Fine Arts	0.00	60,391.00	1261692.00	1322083.00	51614.00	0.00	1,270,469.00
234	SAP Grants From UGC-HINDI	0.00	2,132,743.00	17472.00	2150215.00	0.00	0.00	2,150,215.00
235	SAP Grants From UGC- Life Science	0.00	20,792.00	608033.00	628825.00	160000.00	0.00	468,825.00
236	Seminar On/Civil Society State Human Rights-	0.00	12,150.00	0.00	12150.00	0.00	0.00	12,150.00
237	Seminar On/Encounter -NE India"- Sajal Nag	0.00	232,500.00	0.00	232500.00	0.00	0.00	232,500.00
238	Seminar on/Female D. Workers in NE Ind-Banunjoyi Ch	0.00	0.00	264000.00	264000.00	210000.00	0.00	54,000.00
239	Seminar On 'Partnership for,Canadian & Indian Para	0.00	84,980.00	0.00	84980.00	0.00	0.00	84,980.00
240	Seminar On/Prospects of Tea Industry NE - BKDutta	0.00	8,000.00	0.00	8000.00	3000.00	0.00	5,000.00
241	Seminar On/Sexuality, Gender(ICSSR)-Diphu Campus	0.00	72,000.00	0.00	72000.00	0.00	0.00	72,000.00
242	Seminar On/Water Resource -21st Century'- A Gupta	186,831.00	0.00	0.00	186831.00	0.00	186,831.00	0.00
243	Seminar On Human Dev-Niranjan Roy	10,000.00	0.00	0.00	10000.00	0.00	10,000.00	0.00
244	SODIS Project-EAWAG Switzerland-A. Gupta	0.00	702,744.00	0.00	702744.00	0.00	0.00	702,744.00
245	UGC-DAE CSR Project to Bidhan Mohanta	0.00	2,664.00	25000.00	27664.00	0.00	0.00	27,664.00
246	UGC-Infonet Programme	0.00	122,746.00	0.00	122746.00	0.00	0.00	122,746.00
247	Upendra Brahma Memorial Hall	0.00	1,120,835.00	138313.00	1259148.00	1165988.00	0.00	93,160.00
248	V C P Project(IIRS)-S.C.Garkoti	0.00	97,198.00	0.00	97198.00	0.00	0.00	97,198.00
249	Workshop On/Future Prospects of TE Industry in B V"	5,000.00	0.00	0.00	5000.00	0.00	5,000.00	0.00
250	Workshop on Research Methodology in Basic Sc.	0.00	55,000.00	0.00	55000.00	0.00	0.00	55,000.00
251	Workshp on International Humanitarian Law	0.00	70,000.00	0.00	70000.00	0.00	0.00	70,000.00
252	Biotech Hubs-Diphu	0.00	560,512.00	0.00	560512.00	199783.00	0.00	360,729.00
253	Capacity Building Programme(ICSSR)- Nirakar Malik	0.00	1,206,000.00	0.00	1206000.00	0.00	0.00	1,206,000.00
254	Celebration of International Year of Chemistry	0.00	100,000.00	0.00	100000.00	0.00	0.00	100,000.00
255	Communication Journalism-G P Pandey	0.00	160,800.00	0.00	160800.00	0.00	0.00	160,800.00
256	Conference on/History of Women(ICHR)-Barun Choudhur	0.00	80,000.00	0.00	80000.00	23000.00	150,000.00	0.00
	Total carried forward to next page	1,590,433.82	81,969,725.40	76,400,063.00	159,960,222.22	49,102,483.88	1,383,081.82	109,059,952.52

Sl No	Name of the Project	Opening Balance as on 01-04-2015		Receipt/Recoveries during the yr.	TOTAL	Expenditure during the year	Closing Balance as on 31-03-2016	
		Dr.	Cr.				Dr.	Cr.
1	2	3	4	5	6	7	8	9
	Total Brought forward from previous page	1,590,433.82	81,969,725.40	76,400,063.00	159,560,222.22	49,107,483.88	1,383,081.82	109,059,952.52
257	Conf. on 'contemporary Inlimicrobial Research 2016	0.00	0.00	190000.00	190000.00	0.00	0.00	190,000.00
258	DBT/TEP Grant for Conf. by Bio-Informatics Centre	0.00	0.00	75000.00	75000.00	0.00	0.00	75,000.00
259	DBT Post Doctoral Prgm. -S.K.Gosh	372,196.00	0.00	0.00	372196.00	0.00	372,196.00	0.00
260	DBT RA Stipend to Biswaji Chakraborty	0.00	151,200.00	726500.00	877700.00	651700.00	0.00	226,000.00
261	Donation for Bust of R.N. Tagore-T. Bhattacharjee	0.00	10,000.00	250.00	10250.00	0.00	0.00	10,250.00
262	Grant From UGC-Sc/ST, Coaching at PG/UG Level-N/P	0.00	184,000.00	0.00	184000.00	0.00	0.00	184,000.00
263	Grants for Upgradation of Computer Centre	0.00	3,104,347.00	0.00	3104347.00	0.00	0.00	3,104,347.00
264	Help Centre Expenditure of Counseling CCB	0.00	60,000.00	0.00	60000.00	0.00	0.00	60,000.00
265	ICHR Grant to N Bijan Meetei	0.00	10,000.00	0.00	10000.00	10000.00	0.00	0.00
266	ICHR Grant to Sajal Nag	0.00	900,000.00	0.00	900000.00	900000.00	0.00	0.00
267	ICPR Grant to S K Biswas	0.00	7,500.00	0.00	7500.00	0.00	0.00	7,500.00
268	ICSSR Seminar Grant- Kh. Narendra Singh-AUDC	0.00	0.00	405000.00	405000.00	405000.00	0.00	0.00
269	ICSSR Seminar Grant-Nimkar Malik	0.00	585,000.00	0.00	585000.00	0.00	0.00	585,000.00
270	ICSSR Seminar Grant- Ratan Barman	0.00	0.00	50000.00	50000.00	50000.00	0.00	0.00
271	ICSSR Seminar Grant- Somenath Bhattacharjee-Diphu	0.00	0.00	18000.00	18000.00	18000.00	0.00	0.00
272	ICSSR Seminar Grant- Suryasikha Pathak	0.00	0.00	18000.00	18000.00	0.00	0.00	18,000.00
273	ICSSR Seminar Grant to G. P. Pandey	0.00	0.00	0.00	0.00	315000.00	315,000.00	0.00
274	IEEE ISACC-2015	0.00	0.00	188434.88	188434.88	0.00	0.00	188,434.88
275	Impact Evaluation--States of India	3,902.00	0.00	0.00	3902.00	0.00	3,902.00	0.00
276	National Conference MICRON-16- Indu Sharma	0.00	0.00	215000.00	215000.00	0.00	0.00	215,000.00
277	National Conf.on Recent Trends. M D Choudhury	0.00	50,000.00	0.00	50000.00	0.00	0.00	50,000.00
278	National Geography Research Institute-Grant	0.00	200,000.00	0.00	200000.00	0.00	0.00	200,000.00
279	National Seminar on Contemporary Edu- M Gangabhusan	0.00	0.00	20000.00	20000.00	20000.00	0.00	0.00
280	National Seminar on Collection Development-2011	28,850.00	0.00	2484.00	31334.00	0.00	28,366.00	0.00
281	National Seminar Organized by Commerce Deptt.	4,940.00	0.00	0.00	4940.00	0.00	4,940.00	0.00
282	National Workshop on Principles & Appl. of GC-MS	0.00	30,000.00	0.00	30000.00	0.00	0.00	30,000.00
283	NSS Grants From Government	0.00	45,872.00	770752.00	616624.00	798560.00	0.00	18,064.00
284	Promotion of Ethics Human Values	0.00	80,000.00	0.00	80000.00	0.00	0.00	80,000.00
285	Reaserch Methodology Course(ICSSR)-Paromita Das&GPPa	0.00	0.00	55000.00	55000.00	55000.00	0.00	0.00
286	Seminar/Issues& Trends(ICSSR)-Saday Ch Das	0.00	0.00	5000.00	5000.00	5000.00	0.00	0.00
287	Seminar Grant(ICSSR)- A. Mazumder	0.00	5,015.00	0.00	5015.00	0.00	0.00	5,015.00
288	Seminar on contesting Self(ICSSR)-Vull Dhanaraju	0.00	0.00	30000.00	30000.00	30000.00	0.00	0.00
289	Seminar on Development and(ICSSR)- Sairen Dutta Das	0.00	0.00	90000.00	90000.00	90000.00	0.00	0.00
290	Seminar On'Enviromental. NE India-Sajal Nag	0.00	673,000.00	0.00	673000.00	0.00	0.00	673,000.00
291	Seminar on Exploring Historical(MAKAIAS)-Sudeshna Pur	0.00	250,000.00	0.00	250000.00	250000.00	0.00	0.00
292	Seminar On'Female O. Workers in NE India-Arjunde S	0.00	0.00	90000.00	90000.00	90000.00	0.00	0.00
293	Seminar on'history of Women(MAKAIAS)-Bengali Dept.	0.00	0.00	150000.00	150000.00	0.00	0.00	150,000.00
294	Seminar On'Human Dev(ICSSR)-G Ram	0.00	90,435.00	0.00	90435.00	0.00	0.00	90,435.00
295	Seminar On'ICT Knowledge. Sanskrit-Govind Sharma	0.00	0.00	225000.00	225000.00	0.00	0.00	225,000.00
296	Seminar On'Legal Awareness. Women(NCW)-Barun/yoti Ch	0.00	0.00	300000.00	300000.00	0.00	0.00	300,000.00
297	Seminar on'Media and Human Rights(ICSSR)-GPPandey	0.00	315,000.00	42500.00	357500.00	42500.00	0.00	315,000.00
298	Seminar on'Media Initiative(ICSSR)-Barun/yoti Choudh	0.00	45,758.00	165000.00	210758.00	210758.00	0.00	0.00
299	Seminar on 150 Yrs of Tagore.-Society-Bela Das	0.00	22,500.00	0.00	22500.00	0.00	0.00	22,500.00
	Total carried forward to next page	2,006,321.82	88,789,352.40	80,666,983.88	171,346,658.10	53,206,001.88	2,165,485.82	116,244,498.40

Sl No	Name of the Project	Opening Balance as on 01-04-2015		Receipt/Recoveries during the yr.	TOTAL	Expenditure during the year	Closing Balance as on 31-03-2016	
		Dr.	Cr.				Dr.	Cr.
1	2	3	4	5	6	7	8	9
	Total Brought forward from previous page	2,000,321.82	88,789,352.40	80,555,983.88	171,345,658.10	53,206,001.88	2,105,485.82	116,244,498.40
300	Seminar on Folk Traditions of NE India-D Bhattachar	75,000.00	0.00	0.00	75000.00	0.00	75,000.00	0.00
301	Seminar on Legal Awareness Women(NCW)-B J CH-Adv	0.00	0.00	0.00	0.00	300000.00	300,000.00	0.00
302	SERB'Second Meeting .EPMA at BHU	29,908.00	0.00	0.00	29908.00	0.00	29,908.00	0.00
303	SERB Grant to S K Panda	0.00	0.00	65046.00	65046.00	65046.00	0.00	0.00
304	SERB-Travel Grant-Neelam Pandey	0.00	133,782.00	0.00	133782.00	133782.00	0.00	0.00
305	SERB -Travel Grant-Sarani Chakraborty	0.00	0.00	59235.00	59235.00	59235.00	0.00	0.00
306	Sodhganga Scheme-XII Plan	0.00	1,236,000.00	0.00	1236000.00	0.00	0.00	1,236,000.00
307	Stipend to Dr. K C Das DBT-RA	0.00	373,400.00	0.00	373400.00	0.00	0.00	373,400.00
308	Training On'PCR Based Adv. DNA...Dr. S K Ghosh	0.00	45,500.00	0.00	45500.00	0.00	0.00	45,500.00
309	Training On'Research Methodology'-Vull Dhanaraju	0.00	0.00	495000.00	495000.00	0.00	0.00	495,000.00
310	UGC Post Doctoral Research Award-Arup Barman	0.00	545,000.00	0.00	545000.00	0.00	0.00	545,000.00
311	Visiting Research P. Ship(BCIL)-Subodh Kr. Datta	0.00	0.00	875000.00	875000.00	629820.00	0.00	245,180.00
312	Visiting R Faculty(BCIL)Santanu Raychoudhuri	0.00	0.00	1305000.00	1305000.00	444435.00	0.00	860,565.00
313	Workshop on CADD-Bioinformatics Centre	0.00	0.00	56250.00	56250.00	56250.00	0.00	0.00
314	Workshop on Climate...Charge-A.Gupta	0.00	5,000.00	0.00	5000.00	0.00	0.00	5,000.00
315	Workshop on Natural Disaster	0.00	10,000.00	0.00	10000.00	0.00	0.00	10,000.00
	Grand Total	2,105,229.82	91,138,034.40	83,411,514.88	176,654,779.10	54,894,569.88	2,510,393.82	120,090,143.40


FINANCE OFFICER


VICE-CHANCELLOR

(Amount in ₹)

SUB-SCHEDULE 3B- SPONSORED FELLOWSHIP & SCHOLARSHIPS

Sl. No.	Name of the Project	Opening Balance as on 01-04-2015		Receipt/Recoveries during the yr.	TOTAL	Expenditure during the year	Closing Balance as on 31-03-2016	
		Dr.	Cr.				Dr.	Cr.
1	2	3	4	5	6	7	8	9
1	CSIR Fellowship	0.00	394,239.00	40000.00	434239.00	434220.00	0.00	19.00
2	Fellowship Grant to Dr. J R Biswas	0.00	542.00	0.00	542.00	0.00	0.00	542.00
3	Fellowship to Kashul Islam Laskar, Chemistry Dept.	0.00	48,000.00	0.00	48000.00	0.00	0.00	48,000.00
4	IUSSTF Fellowship Grant to - Sarbani Giri.	0.00	186,000.00	0.00	186000.00	0.00	0.00	186,000.00
5	Rajiv Gandhi National Fellowship for ST Candidates	49,538.00	0.00	0.00	49538.00	0.00	49,538.00	0.00
6	Rajiv Gandhi National Fellowship SC Candidates	743,118.00	0.00	0.00	743118.00	0.00	743,118.00	0.00
7	UGC-JRF Fellowship	0.00	517,715.00	600000.00	6517715.00	3347101.00	0.00	3,170,614.00
8	UGC Research Fellowship For Meritorious Students-BSR	0.00	515,848.00	3371661.00	3887309.00	3306581.00	0.00	580,748.00
9	Scholarship/Stipend of Students	0.00	493,138.00	2770036.00	3263173.00	2421605.00	0.00	841,568.00
10	UGC Scholarship for Rank Holder (P)	80,000.00	0.00	0.00	80000.00	0.00	80,000.00	0.00
11	D S Kothari Post Doctoral Fellowship (UGC)	0.00	424,249.00	496000.00	920249.00	496000.00	0.00	424,249.00
12	ICCR Fellowship	0.00	1,279,850.00	137750.00	1417600.00	0.00	0.00	1,417,600.00
13	ICMR Fellowship	0.00	6,600.00	246400.00	256000.00	256000.00	0.00	0.00
14	ICSSR Fellowship	0.00	288,503.00	986400.00	1274903.00	977484.00	0.00	297,419.00
15	ICSSR Fellowship to Prantik Roy	0.00	100,000.00	0.00	100000.00	0.00	0.00	100,000.00
16	INSPIRE Fellowship	0.00	330,388.00	3875235.00	4205623.00	2840067.00	0.00	1,365,556.00
17	IUSSTF Fellowship grant- S K Panda	0.00	0.00	38550.00	38550.00	38550.00	0.00	0.00
18	Maulana Azad National Fellowship for Minority Stud	0.00	5,750.00	0.00	5750.00	0.00	0.00	5,750.00
19	Raman Post Doctoral Fellowship- Pradeep Kr. Shukla	0.00	0.00	89825.00	89825.00	89825.00	0.00	0.00
20	Raman Post Doctoral Fellowship- Raju Mandal	0.00	0.00	150183.00	150183.00	150183.00	0.00	0.00
	TOTAL	872,656.00	4,590,622.00	18,205,039.00	23,668,317.00	14,357,596.00	872,656.00	8,438,065.00


FINANCE OFFICER


VICE-CHANCELLOR

ASSAM UNIVERSITY, SILCHAR

2015-16

(Amount in ₹)

SCHEDULE- 3C UNUTILISED GRANTS

Particulars		Current Year	Previous Year
A.	NLCPR Grants:		
	Balance Brought Forward	91,275,805.34	91,126,018.34
	Add:		
	Receipts during the year	0.00	0.00
	Interest on Investment earned during the year	1,429,294.00	4,988,240.00
	Interest earned on savings accounts during the year	248,480.00	339,145.00
	TOTAL (a)	92,953,579.34	96,453,403.34
	Less:		
	Utilised for Revenue expenditure	0.00	0.00
	Utilised for Capital expenditure	0.00	5,177,598.00
	TOTAL (b)	0.00	5,177,598.00
	Unutilised carried forward (a-b)	92,953,579.34	91,275,805.34
B.	XII Plan Grants:		
	Balance Brought Forward	159,248,962.00	69,177,174.21
	Add:		
	Receipts during the year	335,976,000.00	294,540,000.00
	Adjustment of previous years	-2,946,668.00	0.00
	Interest on Investment earned during the year	10,764,809.36	13,463,380.43
	Interest earned on savings accounts during the year	2,192,876.00	3,169,958.00
	TOTAL (a)	505,235,979.36	380,350,512.64
	Less:		
	Utilised for Revenue expenditure	115,156,433.00	178,291,492.00
	Utilised for Capital expenditure	72,528,853.00	42,810,058.64
	TOTAL (b)	187,685,286.00	221,101,550.64
	Unutilised carried forward (a-b)	317,550,693.36	159,248,962.00

2015-16

(Amount in ₹)

Particulars	Current Year	Previous Year
C. PLAN Grants:		
Balance Brought Forward	124,523,999.10	113,753,192.10
Add:		
Receipts during the year	0.00	-1,508,460.00
Interest on Investment earned during the year	6,497,958.00	15,946,659.00
Interest earned on savings accounts during the year	300,824.00	420,804.00
Adjustment for prior period	0.00	1,946,331.00
TOTAL (a)	131,322,781.10	130,558,526.10
Less:		
Utilised for Revenue expenditure	0.00	0.00
Utilised for Capital expenditure	0.00	6,034,527.00
TOTAL (b)	0.00	6,034,527.00
Unutilised carried forward (a-b)	131,322,781.10	124,523,999.10

D. Diphu Campus Grants:		
Balance Brought Forward	4,572,405.94	-7,306,295.06
Add:		
Receipts during the year	0.00	0.00
Interest on Investment earned during the year	2,873,603.00	12,162,509.00
Interest earned on savings accounts during the year	293,860.00	0.00
TOTAL (a)	7,739,868.94	4,856,213.94
Less:		
Utilised for Revenue expenditure	0.00	0.00
Utilised for Capital expenditure	153,268.00	283,808.00
TOTAL (b)	153,268.00	283,808.00
Unutilised carried forward (a-b)	7,586,600.94	4,572,405.94

Particulars		Current Year	Previous Year
E.	SOT Grants:		
	Balance Brought Forward	-39,975,951.00	60,323,035.00
	Add:		
	Receipts during the year	0.00	0.00
	Interest on Investment earned during the year	0.00	0.00
	Interest earned on savings accounts during the year	735,400.00	2,823,485.00
	Adjustment for Prior period	0.00	7,731,759.00
	TOTAL (a)	-39,240,551.00	70,878,279.00
	Less:		
	Utilised for Revenue expenditure	0.00	0.00
	Utilised for Capital expenditure	22,824.00	110,854,230.00
	TOTAL (b)	22,824.00	110,854,230.00
	Unutilised carried forward (a-b)	-39,263,375.00	-39,975,951.00

F.	TEQIP Grants:		
	Balance Brought Forward	26,825,412.73	9,933,192.76
	Add:		
	Receipts during the year	16,095,000.00	25,000,000.00
	Interest on Investment earned during the year	533,333.00	-207,857.03
	Interest earned on savings accounts during the year	1,192,285.00	942,554.00
	TOTAL (a)	44,646,030.73	35,667,889.73
	Less:		
	Utilised for Revenue expenditure	7,032,454.00	7,037,604.00
	Utilised for Capital expenditure	0.00	1,804,873.00
	TOTAL (b)	7,032,454.00	8,842,477.00
	Unutilised carried forward (a-b)	37,613,576.73	26,825,412.73

2015-16

(Amount in ₹)

Particulars	Current Year	Previous Year
G. OBC Grants:		
Balance Brought Forward	-67,552,285.40	-74,495,311.40
Add:		
Receipts during the year	0.00	0.00
Interest on Investment earned during the year	771,001.00	6,903,869.00
Interest earned on savings accounts during the year	20,061.00	39,157.00
Adjustment for prior period	0.00	13,471,782.00
TOTAL (a)	-66,761,223.40	-54,080,503.40
Less:		
Utilised for Revenue expenditure	0.00	0.00
Utilised for Capital expenditure	0.00	13,471,782.00
TOTAL (b)	0.00	13,471,782.00
Unutilised carried forward (a-b)	-66,761,223.40	-67,552,285.40
Grand Total (A+B+C+D+E+F+G)	481,002,633.07	298,918,348.71

NOTES :

1. Unutilized grants includes advances on Capital Account.
2. Unutilized grants includes grants received in advance for the next year.
3. Unutilized grants are represented on the Assets side by Bank Balances, Short Term Deposits with Banks and Advances on Capital Account.


FINANCE OFFICER


VICE-CHANCELLOR

ASSAM UNIVERSITY, SILCHAR

(Amount in ₹)

SCHEDULE 4- FIXED ASSETS

DESCRIPTION Name of Fund	GROSS BLOCK				DEPRECIATION				NET BLOCK	
	Cost / valuation as at beginning of the year	Additions during the year	Deductions during the year	Cost/Valuation at the year end	As at the beginning of the year	Additions During the year	Deductions during the year	Total up to the year end	As at the current year end	As at the previous year end
	1	2	3	4=(1+2-3)	5	6	7	8=(5+6-7)	9=(4-8)	10
A. Tangible Assets										
1. Fixed Assets - Plan (Sub Schedule 4A)	1,197,967,875.52	0.00	0.00	1,197,967,875.52	291794814.00	36328432.00	0.00	328123246.00	869,844,629.52	906,173,661.52
2. Fixed Assets- XII Plan (Sub Schedule 4B)	139,048,983.64	72,069,405.00	0.00	211,118,388.64	18008317.00	16638442.00	0.00	34646759.00	176,471,629.64	121,040,664.64
3. Fixed Assets- Non - Plan (Sub Schedule 4C)	112,098,714.74	1,194,912.00	0.00	113,293,646.74	87525894.74	1489651.00	0.00	99015825.74	14,277,821.00	14,572,740.00
4. Fixed Assets - MRF (Sub Schedule 4D)	11,235,057.00	3,149,882.00	0.00	14,384,939.00	8251556.00	826533.00	0.00	9078089.00	5,306,850.00	2,983,501.00
5. Fixed Assets - Sponsored Project (Sub Schedule 4E)	3,976,290.00	99,986.00	0.00	4,076,276.00	2866725.00	144665.00	0.00	3033390.00	1,044,886.00	1,109,563.00
6. Fixed Assets - Diphu Campus (Sub Schedule 4F)	115,795,485.00	153,268.00	0.00	115,948,753.00	19469689.00	6010573.00	0.00	25480262.00	90,468,491.00	96,325,796.00
7. Fixed Assets - SOT (Sub Schedule 4G)	316,481,386.00	22,824.00	0.00	316,504,210.00	16849257.00	9060158.00	0.00	25905415.00	290,594,795.00	295,632,129.00
8. Fixed Assets - OBC (Sub Schedule 4H)	532,253,401.00	0.00	0.00	532,253,401.00	80814388.00	18717832.00	0.00	99532220.00	432,721,181.00	451,439,813.00
9. Fixed Assets - NLCPR (Sub Schedule 4I)	13,106,057.00	0.00	0.00	13,106,057.00	1139009.00	799456.00	0.00	1938465.00	11,167,592.00	11,967,048.00
10. Fixed Assets - COURSE FEE FUND (Sub Schedule 4J)	5,365,987.00	2,855,161.00	0.00	8,221,150.00	409431.00	749139.00	0.00	1158570.00	7,062,580.00	4,956,554.00
11. Fixed Assets - TEQIP (Sub Schedule 4K)	43,689,586.00	0.00	0.00	43,689,586.00	848524.00	0.00	0.00	848524.00	42,841,062.00	42,841,062.00
Total	2,491,818,842.90	79,545,440.00	0.00	2,570,564,282.90	537,977,704.74	90,785,061.00	0.00	628,762,765.74	1,941,801,517.16	1,953,041,138.16
B. Intangible Assets										
1. Fixed Assets- XII Plan (Sub Schedule 4B)	816,500.00	459,448.00	0.00	1,275,948.00	21,591.00	510,379.00	0.00	531,970.00	743,978.00	794,909.00
2. Fixed Assets- OBC (Sub Schedule 4H)	12,774,387.00	0.00	0.00	12,774,387.00	3,392,096.00	5,109,755.00	0.00	8,501,851.00	4,272,536.00	9,382,291.00
3. Fixed Assets- TEQIP (Sub Schedule 4K)	3,541,887.00	0.00	0.00	3,541,887.00	71,754.00	0.00	0.00	71,754.00	3,470,133.00	3,670,133.00
4. Fixed Assets - COURSE FEE FUND (Sub Schedule 4J)	0.00	275,636.00	0.00	275,636.00	0.00	110,254.00	0.00	119,254.00	145,382.00	0.00
Total	17,132,774.00	735,084.00	0.00	17,867,858.00	3,485,441.00	5,730,388.00	0.00	9,215,829.00	8,652,029.00	13,647,133.00
C. Capital Work in Progress										
TOTAL (A+ B+C)	2,508,151,616.90	80,280,524.00	0.00	2,588,432,140.90	541,463,145.74	96,515,449.00	0.00	637,978,594.74	1,950,453,546.16	1,966,688,471.16

Note: Fixed Assets acquired for Rs.37,550/- out of Hostel Development Fund is merged with Course Fee Fund (Schedule-4I)


FINANCE OFFICER


VICE-CHANCELLOR

SUB-SCHEDULE 4A - FIXED ASSETS (PLAN)

ASSAM UNIVERSITY, SILCHAR

(Amount in ₹)

DESCRIPTION Name of Fund	GROSS BLOCK				DEPRECIATION				NET BLOCK	
	Cost / valuation as at beginning of the year	Additions during the year	Deductions during the year	Cost/Valuation at the year end	As at the beginning of the year	Additions During the year	Deductions during the year	Total up to the year end	As at the current year end	As at the previous year end
	1	2	3	4=(1+2-3)	5	6	7	8=(5+6-7)	9=(4-8)	10
I. Land:										
a) Freehold	0.00	0.00	0.00	0.00	0.00	0.00	0.00	0.00	0.00	0.00
b) Leasehold	0.00	0.00	0.00	0.00	0.00	0.00	0.00	0.00	0.00	0.00
II. Buildings:										
a) On Freehold Land	902,475,150.00	0.00	0.00	902,475,150.00	106,771,802.00	18,049,503.00	0.00	124,821,305.00	776,653,845.00	795,703,348.00
b) On Leasehold Land	0.00	0.00	0.00	0.00	0.00	0.00	0.00	0.00	0.00	0.00
c) Ownership Flats/ Premises	0.00	0.00	0.00	0.00	0.00	0.00	0.00	0.00	0.00	0.00
d) Superstructures on Land not belonging to educational institutions	0.00	0.00	0.00	0.00	0.00	0.00	0.00	0.00	0.00	0.00
III. Plants, machinery & equipment	0.00	0.00	0.00	0.00	0.00	0.00	0.00	0.00	0.00	0.00
IV. Vehicle	10,971,223.00	0.00	0.00	10,971,223.00	7,631,882.00	1,097,122.00	0.00	8,728,004.00	2,243,219.00	3,339,341.00
V. Furniture & Pictures	36,761,540.00	0.00	0.00	36,761,540.00	17,026,918.00	2,042,739.00	0.00	19,069,657.00	17,691,904.00	19,734,622.00
VI. Office Equipment	3,688,266.00	0.00	0.00	3,688,266.00	2,909,444.00	276,420.00	0.00	3,185,864.00	502,102.00	778,822.00
VII. Computer-Peripherals & Software	60,985,977.00	0.00	0.00	60,985,977.00	58,010,851.00	2,975,125.00	0.00	60,985,976.00	1.00	2,975,124.00
VIII. Electrical installations	31,611,052.00	0.00	0.00	31,611,052.00	14,289,541.00	1,580,553.00	0.00	15,870,094.00	15,740,958.00	17,321,511.00
IX. Library Books	53,259,112.00	0.00	0.00	53,259,112.00	45,967,151.00	5,325,911.00	0.00	51,293,062.00	1,966,050.00	7,289,961.00
X. Tube wells & water supply	2,243,829.00	0.00	0.00	2,243,829.00	456,563.00	26,281.00	0.00	482,844.00	1,760,985.00	1,787,264.00
XI. Other fixed assets										
1. Roads, Culverts & Bridges	21,476,959.00	0.00	0.00	21,476,959.00	4,167,076.00	429,539.00	0.00	4,596,615.00	16,880,344.00	17,309,893.00
2. Laboratory apparatus and Scientific equipment	24,625,116.00	0.00	0.00	24,625,116.00	16,928,820.00	1,970,009.00	0.00	18,900,829.00	5,724,287.00	5,696,296.00
3. Audio visual equipment	440,544.00	0.00	0.00	440,544.00	309,063.00	33,041.00	0.00	342,104.00	96,440.00	1,31,481.00
4. Sports Goods /Student Amenities/Materials/Adventure sports	10,254,195.00	0.00	0.00	10,254,195.00	4,494,972.00	1,025,420.00	0.00	5,520,392.00	4,733,803.00	5,759,223.00
5. Networking	497,354.00	0.00	0.00	497,354.00	397,880.00	49,725.00	0.00	447,605.00	49,728.00	99,474.00
6. Equipment CIL - XI Plan	13,807,115.52	0.00	0.00	13,807,115.52	4,629,321.00	1,104,549.00	0.00	5,733,870.00	8,073,245.52	9,177,794.52
7. Campus Development - XI Plan	4,360,007.00	0.00	0.00	4,360,007.00	1,308,021.00	0.00	0.00	1,308,021.00	3,051,986.00	3,651,986.00
8. Equipment - XI Plan (Interest)	13,369,083.00	0.00	0.00	13,369,083.00	2,532,488.00	0.00	0.00	2,532,488.00	10,836,595.00	16,836,595.00
9. Computer - Computer Centre - XI Plan	2,087,135.00	0.00	0.00	2,087,135.00	717,177.00	301,438.00	0.00	1,018,615.00	1,066,520.00	1,369,950.00
10. Equipment - Library - XI Plan	544,636.00	0.00	0.00	544,636.00	143,532.00	40,848.00	0.00	184,380.00	360,256.00	401,104.00
11. Merget Scheme - Equipment - XI Plan	4,599,582.00	0.00	0.00	4,599,582.00	1,100,310.00	0.00	0.00	1,100,310.00	3,499,272.00	3,499,272.00
A. TOTAL OF CURRENT YEAR	1,197,967,875.52	0.00	0.00	1,197,967,875.52	291,794,814.00	36,328,432.00	0.00	328,123,246.00	869,844,629.52	906,173,061.52
B. Capital Work- In - Progress	0.00	0.00	0.00	0.00	0.00	0.00	0.00	0.00	0.00	0.00
III. Intangible assets										
C. Software	0.00	0.00	0.00	0.00	0.00	0.00	0.00	0.00	0.00	0.00
TOTAL (A+ B+C)	1,197,967,875.52	0.00	0.00	1,197,967,875.52	291,794,814.00	36,328,432.00	0.00	328,123,246.00	869,844,629.52	906,173,061.52


FINANCE OFFICER


VICE-CHANCELLOR

ASSAM UNIVERSITY, SILCHAR

SUB-SCHEDULE 4B - FIXED ASSETS (XII PLAN)

(Amount in ₹)

DESCRIPTION Name of fund	GROSS BLOCK				DEPRECIATION				NET BLOCK	
	Cost / valuation as at beginning of the year	Additions during the year	Deductions during the year	Cost/Valuation at the year end	As at the beginning of the year	Additions During the year	Deductions during the year	Total up to the year end	As at the current year end	As at the previous year end
	1	2	3	4=(1+2-3)	5	6	7	8=(5+6-7)	9=(4-8)	10
I. Land :										
a) Freehold	0.00	0.00	0.00	0.00	0.00	0.00	0.00	0.00	0.00	0.00
b) Leasehold	0.00	0.00	0.00	0.00	0.00	0.00	0.00	0.00	0.00	0.00
II. Buildings :										
a) On Freehold Land(including semi - permanent/ Civil works)	10,268,632.00	49,724,094.00	0.00	59,992,726.00	337,102.00	1,199,055.00	0.00	1516957.00	58455769.00	9,931,330.00
b) On Leasehold Land	0.00	0.00	0.00	0.00	0.00	0.00	0.00	0.00	0.00	0.00
c) Ownership Flats/ Premises	0.00	0.00	0.00	0.00	0.00	0.00	0.00	0.00	0.00	0.00
d) Superstructures on land not belonging to educational institutions	0.00	0.00	0.00	0.00	0.00	0.00	0.00	0.00	0.00	0.00
III. Plants, machinery & equipment	0.00	0.00	0.00	0.00	0.00	0.00	0.00	0.00	0.00	0.00
IV. Vehicle	1,118,188.00	0.00	0.00	1,118,188.00	190,552.00	111,019.00	0.00	302371.00	815817.00	927,636.00
V. Furniture & Fixtures.	13,991,274.00	1,119,463.00	0.00	15,110,737.00	1,461,899.00	1,133,305.00	0.00	2595204.00	12515533.00	12,529,375.00
VI. Office Equipment/Equipment XII Plan/Audio Visual	8,842,620.00	1,073,138.00	0.00	9,915,766.00	862,870.00	743,602.00	0.00	1606552.00	8309214.00	7,979,758.00
VII. Computer/ Peripherals	11,500,273.00	3,727,685.00	0.00	15,307,958.00	3,982,660.00	3,061,592.00	0.00	7044252.00	8263708.00	7,597,613.00
VIII. Electrical Installations & Fittings	6,569,724.00	534,485.00	0.00	7,104,209.00	502,098.00	355,210.00	0.00	857908.00	6246901.00	6,067,626.00
IX. Library Books & Journal	5,150,079.00	2,022,160.00	0.00	7,172,239.00	455,496.00	717,224.00	0.00	1172920.00	5799319.00	4,494,303.00
X. Tube wells & water harvesting	787,521.00	0.00	0.00	787,521.00	112,849.00	15,750.00	0.00	128599.00	658922.00	674,672.00
XI. Other fixed assets										
1. Campus Development	54,049,712.00	8,771,917.00	0.00	62,821,629.00	7,125,244.00	6,282,163.00	0.00	13407407.00	49114223.00	46,924,668.00
2. Merged Scheme Equipment	243,092.00	0.00	0.00	243,092.00	39,478.00	18,232.00	0.00	57710.00	185382.00	203,614.00
3. Networking	10,419,948.00	3,067,629.00	0.00	13,487,577.00	1,593,390.00	1,948,758.00	0.00	3542148.00	15945429.00	14,826,558.00
4. Computer Centre	566,934.00	0.00	0.00	566,934.00	134,147.00	56,693.00	0.00	190840.00	376094.00	432,787.00
5. Lab & Scientific Equipment	6,311,997.64	1,429,106.00	0.00	7,741,103.64	490,873.00	619,208.00	0.00	1110181.00	6430942.64	5,621,124.64
6. Merged Scheme Assets	1,368,643.00	0.00	0.00	1,368,643.00	217,375.00	136,864.00	0.00	354239.00	1014404.00	1,151,269.00
7. Other Infrastructure/Civil works/semi permanent	1,342,497.00	550,729.00	0.00	1,893,225.00	36,544.00	189,323.00	0.00	225867.00	1667358.00	1,305,953.00
8. Sports Goods /Student Amenities/Adventure Sports	437,841.00	49,800.00	0.00	486,641.00	65,540.00	48,684.00	0.00	114224.00	372637.00	372,301.00
A. TOTAL of CURRENT YEAR	129,048,983.64	72,069,405.00	0.00	211,118,388.64	18,008,317.00	16,638,442.00	0.00	34,646,759.00	176,471,629.64	121,040,666.64
XII. Capital Work: In - Progress	0.00	0.00	0.00	0.00	0.00	0.00	0.00	0.00	0.00	0.00
B. NET WORK - IN - PROGRESS	0.00	0.00	0.00	0.00	0.00	0.00	0.00	0.00	0.00	0.00
XIII. Intangible assets	0.00	0.00	0.00	0.00	0.00	0.00	0.00	0.00	0.00	0.00
C. Software	816,500.00	459,448.00	0.00	1,275,948.00	21,591.00	510,379.00	0.00	531970.00	743978.00	794,909.00
TOTAL (A+ B+C)	139,865,483.64	72,528,853.00	0.00	212,394,336.64	18,029,908.00	17,148,821.00	0.00	35,178,729.00	177,215,607.64	121,835,575.64

[Signature]
FINANCE OFFICER

[Signature]
VICE-CHANCELLOR

ASSAM UNIVERSITY, SILCHAR

SUB-SCHEDULE 4C - FIXED ASSETS (NON PLAN)

(Amount in ₹)

DESCRIPTION Name of Fund	GROSS BLOCK				DEPRECIATION				NET BLOCK	
	Cost / valuation as at beginning of the year	Additions during the year	Deductions during the year	Cost/Valuation at the year end	As at the beginning of the year	Additions During the year	Deductions during the year	Total up to the year end	As at the current year end	As at the previous year end
	1	2	3	4=(1+2-3)	5	6	7	8=(5+6-7)	9=(4-8)	10
I. Land :										
a) Freehold	1.00	0.00	0.00	1.00	0.00	0.00	0.00	0.00	1.00	1.00
b) Leasehold	0.00	0.00	0.00	0.00	0.00	0.00	0.00	0.00	0.00	0.00
II. Buildings :										
a) On Freehold Land - Semi Permanent	0.00	0.00	0.00	0.00	0.00	0.00	0.00	0.00	0.00	0.00
a) On Freehold Land - Other	34,749,003.00	0.00	0.00	34,749,003.00	24,366,687.00	694,996.00	0.00	25061683.00	9688120.00	10,383,116.00
b) On Leasehold Land	0.00	0.00	0.00	0.00	0.00	0.00	0.00	0.00	0.00	0.00
c) Ownership Plots/ Premises	0.00	0.00	0.00	0.00	0.00	0.00	0.00	0.00	0.00	0.00
d) Superstructures on Land not belonging to educational institutions	0.00	0.00	0.00	0.00	0.00	0.00	0.00	0.00	0.00	0.00
III. Plants, machinery & equipment	2,585,249.00	0.00	0.00	2,585,249.00	2,133,231.00	129,262.00	0.00	2262493.00	322756.00	452,018.00
IV. Vehicle	2,627,495.00	0.00	0.00	2,627,495.00	2,627,494.00	0.00	0.00	2627494.00	1.00	1.00
V. Furniture & Fixtures	12,513,095.00	529,139.00	0.00	13,042,234.00	12,513,094.00	39,696.00	0.00	12552780.00	489454.00	1.00
VI. Office Equipment	2,507,615.79	0.00	0.00	2,507,615.79	2,171,945.79	188,071.00	0.00	2360016.79	147999.00	335,670.00
VII. Computer/ Peripherals/MBA Comp.	10,414,151.00	13,699.00	0.00	10,427,850.00	10,408,644.00	21,205.00	0.00	10427850.00	1.00	7,507.00
VIII. Electric Installations/MBA Electrical	272,328.00	138,058.00	0.00	410,386.00	109,307.00	20,519.00	0.00	179816.00	289560.00	163,821.00
IX. Library Books	25,862,360.95	4,404.00	0.00	25,866,764.95	25,862,359.95	441.00	0.00	25862800.95	3864.00	1.00
X. Tube wells & water supply	298,930.00	0.00	0.00	298,930.00	53,993.00	5,979.00	0.00	59972.00	238958.00	244,937.00
XI. Other fixed assets										
1. Roads & Bridges	1.00	0.00	0.00	1.00	0.00	0.00	0.00	0.00	1.00	1.00
2. Laboratory Apparatus & Scientific Equipment	13,120,001.00	0.00	0.00	13,120,001.00	13,120,000.00	0.00	0.00	13120000.00	1.00	1.00
3. Audio visual Equipment	2,461,694.00	0.00	0.00	2,461,694.00	2,461,693.00	0.00	0.00	2461693.00	1.00	1.00
4. Equipments MBA	4,686,010.00	509,612.00	0.00	5,195,622.00	1,699,546.00	189,672.00	0.00	2089218.00	3106404.00	2,980,464.00
A. TOTAL of CURRENT YEAR	112,098,734.74	1,194,912.00	0.00	113,293,646.74	97,525,994.74	1,489,831.00	0.00	99,015,825.74	14,277,821.00	14,572,740.00
XII. Capital Work- In - Progress	0.00	0.00	0.00	0.00	0.00	0.00	0.00	0.00	0.00	0.00
B. NET WORK - IN - PROGRESS	0.00	0.00	0.00	0.00	0.00	0.00	0.00	0.00	0.00	0.00
XIII. Intangible assets										
GROSS BLOCK	0.00	0.00	0.00	0.00	0.00	0.00	0.00	0.00	0.00	0.00
TOTAL (A+ B+C)	112,098,734.74	1,194,912.00	0.00	113,293,646.74	97,525,994.74	1,489,831.00	0.00	99,015,825.74	14,277,821.00	14,572,740.00


FINANCE OFFICER


VICE-CHANCELLOR

ASSAM UNIVERSITY, SILCHAR

SUB-SCHEDULE 4D - FIXED ASSETS (MOBILISED RESOURCE FUND)

(Amount in ₹)

DESCRIPTION Name of Fund	GROSS BLOCK				DEPRECIATION				NET BLOCK	
	Cost / valuation as at beginning of the year	Additions during the year	Deductions during the year	Cost/Valuation at the year end	As at the beginning of the year	Additions During the year	Deductions during the year	Total up to the year end	As at the current year end	As at the previous year end
	1	2	3	4=(1+2-3)	5	6	7	8=(5+6-7)	9=(4-8)	10
I. Land :										
a) Freehold	0.00	0.00	0.00	0.00	0.00	0.00	0.00	0.00	0.00	0.00
b) Leasehold	0.00	0.00	0.00	0.00	0.00	0.00	0.00	0.00	0.00	0.00
II. Buildings :										
a) On Freehold Land (Semi Permanent)	5,555,053.00	0.00	0.00	5,555,053.00	4,074,127.00	111,141.00	0.00	4185228.00	1369825.00	1,480,926.00
b) On Leasehold Land	0.00	0.00	0.00	0.00	0.00	0.00	0.00	0.00	0.00	0.00
c) Ownership Flats/ Premises	0.00	0.00	0.00	0.00	0.00	0.00	0.00	0.00	0.00	0.00
d) Superstructures on Land not belonging to educational institutions	0.00	0.00	0.00	0.00	0.00	0.00	0.00	0.00	0.00	0.00
III. Plants, machinery & equipment	0.00	0.00	0.00	0.00	0.00	0.00	0.00	0.00	0.00	0.00
IV. Vehicle	0.00	0.00	0.00	0.00	0.00	0.00	0.00	0.00	0.00	0.00
V. Furniture & Fixtures.	2,615,648.00	1,501,601.00	0.00	4,117,249.00	2,430,944.00	308,794.00	0.00	2739738.00	1377511.00	184,704.00
VI. Office Equipment	1,842,925.00	825,241.00	0.00	2,668,166.00	1,191,587.00	200,112.00	0.00	1391699.00	1276467.00	651,338.00
VII. Computer/ Peripherals	0.00	785,566.00	0.00	785,566.00	0.00	157,113.00	0.00	157113.00	628453.00	0.00
VIII. Electric Installations	729,682.00	28,010.00	0.00	757,692.00	432,497.00	37,885.00	0.00	470382.00	287310.00	297,185.00
IX. Library Books	9,342.00	9,464.00	0.00	18,806.00	113.00	1,880.00	0.00	1991.00	16813.00	9,229.00
X. Tube wells & water supply	482,407.00	0.00	0.00	482,407.00	122,288.00	9,648.00	0.00	131936.00	350471.00	360,119.00
XI. Other fixed assets										
A. TOTAL of CURRENT YEAR	11,235,057.00	3,149,882.00	0.00	14,384,939.00	8,251,556.00	826,533.00	0.00	9,078,089.00	5,306,850.00	2,983,501.00
XII. Capital Work- In - Progress	0.00	0.00	0.00	0.00	0.00	0.00	0.00	0.00	0.00	0.00
B. NET WORK - IN - PROGRESS	0.00	0.00	0.00	0.00	0.00	0.00	0.00	0.00	0.00	0.00
XIII. Intangible assets										
GROSS BLOCK	0.00	0.00	0.00	0.00	0.00	0.00	0.00	0.00	0.00	0.00
TOTAL (A+ B+C)	11,235,057.00	3,149,882.00	0.00	14,384,939.00	8,251,556.00	826,533.00	0.00	9,078,089.00	5,306,850.00	2,983,501.00


FINANCE OFFICER


VICE-CHANCELLOR

ASSAM UNIVERSITY, SILCHAR

SUB-SCHEDULE 4E- FIXED ASSETS (SPONSORED PROJECT)

(Amount in ₹)

DESCRIPTION Name of Fund	GROSS BLOCK				DEPRECIATION				NET BLOCK	
	Cost / valuation as at beginning of the year	Additions during the year	Deductions during the year	Cost/Valuation at the year end	As at the beginning of the year	Additions During the year	Deductions during the year	Total up to the year end	As at the current year end	As at the previous year end
	1	2	3	4=(1+2-3)	5	6	7	8=(5+6-7)	9=(4-8)	10
I. Land :										
a) Freehold	0.00	0.00	0.00	0.00	0.00	0.00	0.00	0.00	0.00	0.00
b) Leasehold	0.00	0.00	0.00	0.00	0.00	0.00	0.00	0.00	0.00	0.00
II. Buildings :										
a) On Freehold Land	0.00	0.00	0.00	0.00	0.00	0.00	0.00	0.00	0.00	0.00
b) On Leasehold Land	0.00	0.00	0.00	0.00	0.00	0.00	0.00	0.00	0.00	0.00
c) Ownership Flats/ Premises	0.00	0.00	0.00	0.00	0.00	0.00	0.00	0.00	0.00	0.00
d) Superstructures on Land not belonging to educational institutions	0.00	0.00	0.00	0.00	0.00	0.00	0.00	0.00	0.00	0.00
III. Plants, machinery & equipment	2,938,287.00	0.00	0.00	2,938,287.00	1,836,477.00	146,914.00	0.00	1983391.00	954896.00	1,101,810.00
IV. Vehicle	0.00	0.00	0.00	0.00	0.00	0.00	0.00	0.00	0.00	0.00
V. Furniture & Fixtures.	132,326.00	0.00	0.00	132,326.00	124,573.00	7,752.00	0.00	132325.00	1.00	7,753.00
VI. Office Equipment	0.00	0.00	0.00	0.00	0.00	0.00	0.00	0.00	0.00	0.00
VII. Computer/ Peripherals	49,990.00	0.00	0.00	49,990.00	49,989.00	0.00	0.00	49989.00	1.00	1.00
VIII. Electric Installations	0.00	0.00	0.00	0.00	0.00	0.00	0.00	0.00	0.00	0.00
IX. Library Books	0.00	99,986.00	0.00	99,986.00	0.00	9,999.00	0.00	9999.00	89987.00	0.00
X. Tube wells & water supply	0.00	0.00	0.00	0.00	0.00	0.00	0.00	0.00	0.00	0.00
XI. Other fixed assets										
I. Books & Journals	855,687.00	0.00	0.00	855,687.00	855,686.00	0.00	0.00	855686.00	1.00	1.00
A. TOTAL of CURRENT YEAR	3,976,290.00	99,986.00	0.00	4,076,276.00	2,866,725.00	144,665.00	0.00	3,031,390.00	1,044,886.00	1,109,565.00
XII. Capital Work- In - Progress	0.00	0.00	0.00	0.00	0.00	0.00	0.00	0.00	0.00	0.00
B. NET WORK - IN - PROGRESS	0.00	0.00	0.00	0.00	0.00	0.00	0.00	0.00	0.00	0.00
XIII. Intangible assets										
GROSS BLOCK	0.00	0.00	0.00	0.00	0.00	0.00	0.00	0.00	0.00	0.00
TOTAL [A + B + C]	3,976,290.00	99,986.00	0.00	4,076,276.00	2,866,725.00	144,645.00	0.00	3,031,390.00	1,044,886.00	1,109,565.00


FINANCE OFFICER


VICE-CHANCELLOR

ASSAM UNIVERSITY, SILCHAR

SUB-SCHEDULE 4F - FIXED ASSETS (DIPHU CAMPUS)

(Amount in ₹)

DESCRIPTION Name of fund	GROSS BLOCK				DEPRECIATION				NET BLOCK	
	Cost / valuation as at beginning of the year	Additions during the year	Deductions during the year	Cost/Valuation at the year end	As at the beginning of the year	Additions During the year	Deductions during the year	Total up to the year end	As at the current year end	As at the previous year end
	1	2	3	4=(1+2-3)	5	6	7	8=(5+6-7)	9=(4-8)	10
I. Land :										
a) Freehold	0.00	0.00	0.00	0.00	0.00	0.00	0.00	0.00	0.00	0.00
b) Leasehold	0.00	0.00	0.00	0.00	0.00	0.00	0.00	0.00	0.00	0.00
II. Buildings :										
a) On Freehold Land	69,180,301.00	0.00	0.00	69,180,301.00	1,501,839.00	1,383,606.00	0.00	288,544.00	66,294,856.00	67,678,462.00
b) On Leasehold Land	0.00	0.00	0.00	0.00	0.00	0.00	0.00	0.00	0.00	0.00
c) Ownership Plots/ Premises	0.00	0.00	0.00	0.00	0.00	0.00	0.00	0.00	0.00	0.00
d) Superstructures on Land not belonging to educational institutions	0.00	0.00	0.00	0.00	0.00	0.00	0.00	0.00	0.00	0.00
III. Plants, machinery & equipment	0.00	0.00	0.00	0.00	0.00	0.00	0.00	0.00	0.00	0.00
IV. Vehicle	2,751,269.00	0.00	0.00	2,751,269.00	1,296,374.00	275,127.00	0.00	3,571,501.00	1,179,768.00	1,454,895.00
V. Furniture & Fixtures.	8,866,330.00	0.00	0.00	8,866,330.00	2,692,040.00	664,975.00	0.00	3,357,015.00	5,509,315.00	6,174,290.00
VI. Office Equipment	6,903,873.00	0.00	0.00	6,903,873.00	1,339,870.00	517,790.00	0.00	18,766.00	5,066,213.00	5,564,003.00
VII. Computer/ Peripherals	5,439,209.00	0.00	0.00	5,439,209.00	3,447,452.00	1,087,842.00	0.00	45,352.00	9,039.00	1,991,757.00
VIII. Electric Installations	854,337.00	0.00	0.00	854,337.00	142,782.00	42,717.00	0.00	365,899.00	548,838.00	591,555.00
IX. Library Books	13,043,518.00	153,268.00	0.00	13,196,786.00	6,233,796.00	1,319,679.00	0.00	7,553,475.00	5,643,311.00	6,809,722.00
X. Tube wells & water supply	0.00	0.00	0.00	0.00	0.00	0.00	0.00	0.00	0.00	0.00
XI. Other fixed assets										
1. Laboratory apparatus and Scientific equipment	7,841,404.00	0.00	0.00	7,841,404.00	2,409,050.00	627,312.00	0.00	30,366.00	48,050.00	5,432,354.00
2. Sports goods.	46,755.00	0.00	0.00	46,755.00	29,746.00	4,676.00	0.00	344.00	12,333.00	17,009.00
3. Campus Development	868,489.00	0.00	0.00	868,489.00	256,740.00	86,849.00	0.00	34,389.00	32,400.00	611,749.00
A. TOTAL of CURRENT YEAR	115,795,485.00	153,268.00	0.00	115,948,753.00	19,469,689.00	6,010,573.00	0.00	25,480,262.00	90,468,491.00	96,325,796.00
XII. Capital Work- In - Progress	0.00	0.00	0.00	0.00	0.00	0.00	0.00	0.00	0.00	0.00
B. NET WORK - IN - PROGRESS	0.00	0.00	0.00	0.00	0.00	0.00	0.00	0.00	0.00	0.00
XIII. Intangible assets										
GROSS BLOCK	0.00	0.00	0.00	0.00	0.00	0.00	0.00	0.00	0.00	0.00
TOTAL (A+ B+C)	115,795,485.00	153,268.00	0.00	115,948,753.00	19,469,689.00	6,010,573.00	0.00	25,480,262.00	90,468,491.00	96,325,796.00


FINANCE OFFICER


VICE-CHANCELLOR


ASSAM UNIVERSITY, SILCHAR

SUB-SCHEDULE 4G - FIXED ASSETS (SCHOOL OF TECHNOLOGY)

(Amount in ₹)

DESCRIPTION Name of Fund	GROSS BLOCK				DEPRECIATION				NET BLOCK	
	Cost / valuation as at beginning of the year	Additions during the year	Deductions during the year	Cost/Valuation at the year end	As at the beginning of the year	Additions During the year	Deductions during the year	Total up to the year end	As at the current year end	As at the previous year end
	1	2	3	4=(1+2-3)	5	6	7	8=(5+6-7)	9=(4-8)	10
I. Land :										
a) Freehold	0.00	0.00	0.00	0.00	0.00	0.00	0.00	0.00	0.00	0.00
b) Leasehold	0.00	0.00	0.00	0.00	0.00	0.00	0.00	0.00	0.00	0.00
II. Buildings :										
a) On Freehold Land	274,204,476.00	0.00	0.00	274,204,476.00	5,740,641.00	5,484,090.00	0.00	11,224,531.00	262,979,945.00	268,464,035.00
b) On Leasehold Land	0.00	0.00	0.00	0.00	0.00	0.00	0.00	0.00	0.00	0.00
c) Ownership Flats/ Premises	0.00	0.00	0.00	0.00	0.00	0.00	0.00	0.00	0.00	0.00
d) Superstructures on Land not belonging to educational institutions	0.00	0.00	0.00	0.00	0.00	0.00	0.00	0.00	0.00	0.00
III. Plants, machinery & equipment	0.00	0.00	0.00	0.00	0.00	0.00	0.00	0.00	0.00	0.00
IV. Vehicle	0.00	0.00	0.00	0.00	0.00	0.00	0.00	0.00	0.00	0.00
V. Furniture & Fixtures.	11,182,735.00	22,824.00	0.00	11,205,559.00	2,820,129.00	840,417.00	0.00	3660,546.00	7545013.00	8,362,606.00
VI. Office Equipment	0.00	0.00	0.00	0.00	0.00	0.00	0.00	0.00	0.00	0.00
VII. Computer/ Peripherals	467,001.00	0.00	0.00	467,001.00	467,000.00	0.00	0.00	467000.00	1.00	1.00
VIII. Electric Installations	33,089.00	0.00	0.00	33,089.00	13,304.00	1,654.00	0.00	14,958.00	18131.00	19,785.00
IX. Library Books	2,153,353.00	0.00	0.00	2,153,353.00	568,907.00	213,335.00	0.00	782,242.00	1,369,111.00	1,584,446.00
X. Tube wells & water supply	0.00	0.00	0.00	0.00	0.00	0.00	0.00	0.00	0.00	0.00
XI. Other fixed assets										
1. Laboratory apparatus and Scientific equipment	16,270,554.00	0.00	0.00	16,270,554.00	4,196,776.00	1,301,644.00	0.00	54,984,20.00	10,772,134.00	12,073,778.00
2. Campus Development	12,170,178.00	0.00	0.00	12,170,178.00	3,042,700.00	1,217,018.00	0.00	47,597,18.00	7,910,460.00	9,127,478.00
A. TOTAL of CURRENT YEAR	316,481,386.00	22,824.00	0.00	316,504,210.00	16,849,257.00	9,060,158.00	0.00	25,909,415.00	290,594,795.00	299,632,129.00
XII. Capital Work- In - Progress	0.00	0.00	0.00	0.00	0.00	0.00	0.00	0.00	0.00	0.00
B. NET WORK - IN - PROGRESS	0.00	0.00	0.00	0.00	0.00	0.00	0.00	0.00	0.00	0.00
XIII. Intangible assets										
GROSS BLOCK	0.00	0.00	0.00	0.00	0.00	0.00	0.00	0.00	0.00	0.00
TOTAL (A+ B+C)	316,481,386.00	22,824.00	0.00	316,504,210.00	16,849,257.00	9,060,158.00	0.00	25,909,415.00	290,594,795.00	299,632,129.00


FINANCE OFFICER


VICE-CHANCELLOR

ASSAM UNIVERSITY, SILCHAR

SUB-SCHEDULE 4H - FIXED ASSETS (OBC)

(Amount in ₹)

DESCRIPTION Name of Fund	GROSS BLOCK				DEPRECIATION				NET BLOCK	
	Cost / valuation as at beginning of the year	Additions during the year	Deductions during the year	Cost/Valuation at the year end	As at the beginning of the year	Additions During the year	Deductions during the year	Total up to the year end	As at the current year end	As at the previous year end
	1	2	3	4=(1+2-3)	5	6	7	8=(5+6-7)	9=(4-8)	10
I. Land :										0.00
a) Freehold	0.00	0.00	0.00	0.00	0.00	0.00	0.00	0.00	0.00	0.00
b) Leasehold	0.00	0.00	0.00	0.00	0.00	0.00	0.00	0.00	0.00	0.00
II. Buildings :										
a) On Freehold Land	399,863,784.00	0.00	0.00	399,863,784.00	29,756,735.00	7,997,276.00	0.00	37754011.00	362109773.00	376,107,049.00
b) On Leasehold Land	0.00	0.00	0.00	0.00	0.00	0.00	0.00	0.00	0.00	0.00
c) Ownership Flats/ Premises	0.00	0.00	0.00	0.00	0.00	0.00	0.00	0.00	0.00	0.00
d) Superstructures on Land not belonging to educational institutions	0.00	0.00	0.00	0.00	0.00	0.00	0.00	0.00	0.00	0.00
III. Plants, machinery & equipment	0.00	0.00	0.00	0.00	0.00	0.00	0.00	0.00	0.00	0.00
IV. Vehicle	0.00	0.00	0.00	0.00	0.00	0.00	0.00	0.00	0.00	0.00
V. Furniture & Fixtures	25,860,193.00	0.00	0.00	25,860,193.00	8,767,983.00	1,939,514.00	0.00	10707497.00	15152696.00	17,092,210.00
VI. Office Equipment	0.00	0.00	0.00	0.00		0.00	0.00	0.00	0.00	0.00
VII. Computer/ Peripherals	8,827,798.00	0.00	0.00	8,827,798.00	8,584,364.00	243,433.00	0.00	8827797.00	1.00	243,434.00
VIII. Electric Installations	130,851.00	0.00	0.00	130,851.00	22,927.00	6,543.00	0.00	29470.00	101,381.00	107,924.00
IX. Library Books	24,756,435.00	0.00	0.00	24,756,435.00	11,584,275.00	2,479,644.00	0.00	14059919.00	10696516.00	13,172,160.00
X. Tube wells & water supply	0.00	0.00	0.00	0.00	0.00	0.00	0.00	0.00	0.00	0.00
XI. Other fixed assets										
I. Equipment	49,040,476.00	0.00	0.00	49,040,476.00	16,575,085.00	3,678,036.00	0.00	20253121.00	28787355.00	32,465,391.00
2. Campus Development	23,773,864.00	0.00	0.00	23,773,864.00	5,523,019.00	2,377,386.00	0.00	7906405.00	15873459.00	18,250,045.00
A. TOTAL of CURRENT YEAR	532,253,401.00	0.00	0.00	532,253,401.00	80,814,308.00	18,717,832.00	0.00	99,532,210.00	432,721,181.00	451,439,013.00
XII. Capital Work- In - Progress	0.00	0.00	0.00	0.00	0.00	0.00	0.00	0.00	0.00	0.00
	0.00	0.00	0.00	0.00	0.00	0.00	0.00	0.00	0.00	0.00
B. NET WORK - IN - PROGRESS	0.00	0.00	0.00	0.00	0.00	0.00	0.00	0.00	0.00	0.00
XIII. Intangible assets	12,774,387.00	0.00	0.00	12,774,387.00	3,392,096.00	5,109,755.00	0.00	8501851.00	4272536.00	9,382,291.00
GROSS BLOCK										
TOTAL (A + B+C)	545,027,788.00	0.00	0.00	545,027,788.00	84,206,404.00	23,827,587.00	0.00	108,034,071.00	436,993,717.00	460,821,304.00


FINANCE OFFICER


VICE-CHANCELLOR

ASSAM UNIVERSITY, SILCHAR

SUB-SCHEDULE 4I- FIXED ASSETS (NLCPR)

(Amount in ₹)

DESCRIPTION Name of Fund	GROSS BLOCK				DEPRECIATION				NET BLOCK	
	Cost / valuation as at beginning of the year	Additions during the year	Deductions during the year	Cost/Valuation at the year end	As at the beginning of the year	Additions During the year	Deductions during the year	Total up to the year end	As at the current year end	As at the previous year end
	1	2	3	4=(1+2-3)	5	6	7	8=(5+6-7)	9=(4-8)	10
I. Land :										
a) Freehold	0.00	0.00	0.00	0.00	0.00	0.00	0.00	0.00	0.00	0.00
b) Leasehold	0.00	0.00	0.00	0.00	0.00	0.00	0.00	0.00	0.00	0.00
II. Buildings :										
a) On Freehold Land	5,823,390.00	0.00	0.00	5,823,390.00	68,624.00	116,468.00	0.00	185092.00	5638298.00	5,754,766.00
b) On Leasehold Land	0.00	0.00	0.00	0.00	0.00	0.00	0.00	0.00	0.00	0.00
c) Ownership Flats/ Premises	0.00	0.00	0.00	0.00	0.00	0.00	0.00	0.00	0.00	0.00
d) Superstructures on Land not belonging to educational institutions	0.00	0.00	0.00	0.00	0.00	0.00	0.00	0.00	0.00	0.00
III. Plants, machinery & equipment	0.00	0.00	0.00	0.00	0.00	0.00	0.00	0.00	0.00	0.00
IV. Vehicle	0.00	0.00	0.00	0.00	0.00	0.00	0.00	0.00	0.00	0.00
V. Furniture & Fixtures.	210,629.00	0.00	0.00	210,629.00	210,628.00	0.00	0.00	210628.00	1.00	1.00
VI. Office Equipment	0.00	0.00	0.00	0.00	0.00	0.00	0.00	0.00	0.00	0.00
VII. Computer/ Peripherals	0.00	0.00	0.00	0.00	0.00	0.00	0.00	0.00	0.00	0.00
VIII. Electric Installations	484,314.00	0.00	0.00	484,314.00	174,273.00	24,216.00	0.00	198489.00	285825.00	310,041.00
IX. Library Books	0.00	0.00	0.00	0.00	0.00	0.00	0.00	0.00	0.00	0.00
X. Tube wells & water supply	0.00	0.00	0.00	0.00	0.00	0.00	0.00	0.00	0.00	0.00
XI. Other fixed assets										
I. Campus Development	6,587,724.00	0.00	0.00	6,587,724.00	685,484.00	658,772.00	0.00	1344256.00	5241468.00	5,902,240.00
A. TOTAL of CURRENT YEAR	13,106,057.00	0.00	0.00	13,106,057.00	1,139,009.00	799,456.00	0.00	1,938,465.00	11,167,592.00	11,967,048.00
XII. Capital Work- In - Progress	0.00	0.00	0.00	0.00	0.00	0.00	0.00	0.00	0.00	0.00
B. NET WORK - IN - PROGRESS	0.00	0.00	0.00	0.00	0.00	0.00	0.00	0.00	0.00	0.00
XIII. Intangible assets	0.00	0.00	0.00	0.00	0.00	0.00	0.00	0.00	0.00	0.00
GROSS BLOCK	0.00	0.00	0.00	0.00	0.00	0.00	0.00	0.00	0.00	0.00
TOTAL (A+ B+C)	13,106,057.00	0.00	0.00	13,106,057.00	1,139,009.00	799,456.00	0.00	1,938,465.00	11,167,592.00	11,967,048.00

[Signature]
FINANCE OFFICER

[Signature]
VICE-CHANCELLOR

ASSAM UNIVERSITY, SILCHAR

SUB-SCHEDULE 4I - FIXED ASSETS (COURSE FEE FUND)

(Amount in ₹)

DESCRIPTION Name of Fund	GROSS BLOCK				DEPRECIATION				NET BLOCK		
	Cost / valuation as at beginning of the year	Additions during the year	Deductions during the year	Cost/Valuation at the year end	As at the beginning of the year	Additions During the year	Deductions during the year	Total up to the year end	As at the current year end	As at the previous year end	
	1	2	3	4=(1+2-3)	5	6	7	8=(5+6-7)	9=(4-8)	10	
I. Land :										0.00	
a) Freehold	0.00	0.00	0.00	0.00	0.00	0.00	0.00	0.00	0.00	0.00	0.00
b) Leasehold	0.00	0.00	0.00	0.00	0.00	0.00	0.00	0.00	0.00	0.00	0.00
II. Buildings :											
a) On Freehold Land	0.00	133,394.00	0.00	133,394.00	0.00	2,668.00	0.00	2668.00	130726.00	130726.00	0.00
b) On Leasehold Land	0.00	0.00	0.00	0.00	0.00	0.00	0.00	0.00	0.00	0.00	0.00
c) Ownership Flats/ Premises	0.00	0.00	0.00	0.00	0.00	0.00	0.00	0.00	0.00	0.00	0.00
d) Superstructures on Land not belonging to educational institutions	0.00	0.00	0.00	0.00	0.00	0.00	0.00	0.00	0.00	0.00	0.00
III. Plants, machinery & equipment	0.00	0.00	0.00	0.00	0.00	0.00	0.00	0.00	0.00	0.00	0.00
IV. Vehicle	0.00	0.00	0.00	0.00	0.00	0.00	0.00	0.00	0.00	0.00	0.00
V. Furniture & Fixtures.	529,811.00	1,017,706.00	0.00	1,547,517.00	30,707.00	116,064.00	0.00	146771.00	1400746.00	1400746.00	499,104.00
VI. Office Equipment	1,053,612.00	653,639.00	0.00	1,707,251.00	50,357.00	128,044.00	0.00	198401.00	1520850.00	1520850.00	995,253.00
VII. Computer/ Peripherals	671,165.00	471,306.00	0.00	1,142,471.00	116,772.00	228,494.00	0.00	345266.00	797205.00	797205.00	554,393.00
VIII. Electric Installations	222,612.00	525,540.00	0.00	748,152.00	5,480.00	37,408.00	0.00	42888.00	705265.00	705265.00	217,123.00
IX. Library Books	0.00	53,378.00	0.00	53,378.00	0.00	5,358.00	0.00	5358.00	48120.00	48120.00	0.00
X. Tube wells & water supply	0.00	0.00	0.00	0.00	0.00	0.00	0.00	0.00	0.00	0.00	0.00
XI. Other fixed assets											
I. Laboratory apparatus and Scientific equipment	2,889,786.00	0.00	0.00	2,889,786.00	190,115.00	231,103.00	0.00	429218.00	2459568.00	2459568.00	2,690,571.00
A. TOTAL of CURRENT YEAR	5,365,987.00	2,855,163.00	0.00	8,221,150.00	409,431.00	749,139.00	0.00	1,158,570.00	7,062,580.00	7,062,580.00	4,956,556.00
XII. Capital Work- In - Progress	0.00	0.00	0.00	0.00	0.00	0.00	0.00	0.00	0.00	0.00	0.00
B. NET WORK - IN - PROGRESS	0.00	0.00	0.00	0.00	0.00	0.00	0.00	0.00	0.00	0.00	0.00
XIII. Intangible assets	0.00	275,636.00	0.00	275,636.00	0.00	110,254.00	0.00	110254.00	165382.00	165382.00	0.00
GROSS BLOCK	0.00	0.00	0.00	0.00	0.00	0.00	0.00	0.00	0.00	0.00	0.00
TOTAL (A+ B+C)	5,365,987.00	3,130,799.00	0.00	8,496,786.00	409,431.00	859,393.00	0.00	1,158,570.00	7,227,962.00	7,227,962.00	4,956,556.00


FINANCE OFFICER


VICE-CHANCELLOR

ASSAM UNIVERSITY, SILCHAR

SUB-SCHEDULE 4K - FIXED ASSETS (TEQIP)

(Amount in ₹)

DESCRIPTION Name of fund	GROSS BLOCK				DEPRECIATION				NET BLOCK	
	Cost / valuation as at beginning of the year	Additions during the year	Deductions during the year	Cost/Valuation at the year end	As at the beginning of the year	Additions During the year	Deductions during the year	Total up to the year end	As at the current year end	As at the previous year end
	1	2	3	4=(1+2-3)	5	6	7	8=(5+6-7)	9=(4-8)	10
I. Land :										
a) Freehold	0.00	0.00	0.00	0.00	0.00	0.00	0.00	0.00	0.00	0.00
b) Leasehold	0.00	0.00	0.00	0.00	0.00	0.00	0.00	0.00	0.00	0.00
II. Buildings :										
a) On Freehold Land	0.00	0.00	0.00	0.00	0.00	0.00	0.00	0.00	0.00	0.00
b) On Leasehold Land	0.00	0.00	0.00	0.00	0.00	0.00	0.00	0.00	0.00	0.00
c) Ownership Flats/ Premises	0.00	0.00	0.00	0.00	0.00	0.00	0.00	0.00	0.00	0.00
d) Superstructures on Land not belonging to educational institutions	0.00	0.00	0.00	0.00	0.00	0.00	0.00	0.00	0.00	0.00
III. Plants, machinery & equipment	0.00	0.00	0.00	0.00	0.00	0.00	0.00	0.00	0.00	0.00
IV. Vehicle	0.00	0.00	0.00	0.00	0.00	0.00	0.00	0.00	0.00	0.00
V. Furniture & Fixtures.	0.00	0.00	0.00	0.00	0.00	0.00	0.00	0.00	0.00	0.00
VI. Office Equipment	32,547,321.00	0.00	0.00	32,547,321.00	622,798.00	0.00	0.00	622,798.00	31,924,523.00	31,924,523.00
VII. Computer/ Peripherals	10,744,490.00	0.00	0.00	10,744,490.00	217,668.00	0.00	0.00	217,668.00	10,526,822.00	10,526,822.00
VIII. Electric installations	0.00	0.00	0.00	0.00	0.00	0.00	0.00	0.00	0.00	0.00
IX. Library Books	387,775.00	0.00	0.00	387,775.00	8,058.00	0.00	0.00	8,058.00	389,717.00	389,717.00
X. Tube wells & water supply	0.00	0.00	0.00	0.00	0.00	0.00	0.00	0.00	0.00	0.00
A. TOTAL of CURRENT YEAR	43,689,586.00	0.00	0.00	43,689,586.00	848,524.00	0.00	0.00	848,524.00	42,841,062.00	42,841,062.00
XI. Capital Work- In - Progress	0.00	0.00	0.00	0.00	0.00	0.00	0.00	0.00	0.00	0.00
B. NET WORK - IN - PROGRESS	0.00	0.00	0.00	0.00	0.00	0.00	0.00	0.00	0.00	0.00
XIII. Intangible assets	3,541,887.00	0.00	0.00	3,541,887.00	71,754.00	0.00	0.00	71,754.00	3,470,133.00	3,470,133.00
GROSS BLOCK	6.00	0.00	0.00	0.00	0.00	0.00	0.00	0.00	0.00	0.00
TOTAL (A+ B+C)	47,231,473.00	0.00	0.00	47,231,473.00	920,278.00	0.00	0.00	920,278.00	46,311,195.00	46,311,195.00

Notes: 1) Opening balances of the previous year has been regrouped and depreciation already provided proportionately distributed.

2) As per Audit observation depreciation has not been provided on TEQIP Assets.


FINANCE OFFICER


VICE-CHANCELLOR

ASSAM UNIVERSITY, SILCHAR

SCHEDULE 5: INVESTMENTS FROM EARMARKED/ ENDOWMENT FUNDS

(Amount in ₹)

Term Deposits with Bank	Long Term Investments	Short Term Investments	Current Year	Previous Year
1	2	3	2+3=4	5
1) Pension Fund: Sub-schedule 5A	28,325,045.00	8,594,190.00	36,919,235.00	35,797,910.00
2) Mobilised Resource Fund: Sub-schedule 5B	0.00	16,009,259.00	16,009,259.00	15,245,228.00
3) House Building Advance Fund: Sub-schedule 5C	0.00	4000000.00	4,000,000.00	0.00
4) Endowment Fund: Sub-schedule 5D	1,079,412.72	0.00	1,079,412.72	1,076,500.00
TOTAL	29,404,457.72	28,603,449.00	58,007,906.72	52,119,638.00


FINANCE OFFICER


VICE-CHANCELLOR

SUB SCHEDULE 5A: PENSION FUND

(Amount in ₹)

Sl. No.	TDR Instrument No.	Name of the Bank/ Br.	Date of Investment	Rate of Investment	Date of Maturity	Amount
SHORT TERM INVESTMENT						
1	878081	UCO Bank	03.09.2015	8.15	03.09.2016	8,594,190.00
TOTAL (A)						8,594,190.00
LONG TERM INVESTMENT						
2	311000DA00000646	Punjab National Bank	27.03.2014	9	11.04.2017	5,282,654.00
3	349982	UCO Bank	29.08.2014	9	28.08.2016	713,102.00
4	351207	UCO Bank	29.08.2014	8	28.08.2016	3,252,262.00
6	942910	UCO Bank	23.01.2014	9	23.11.2021	1,600,000.00
7	942662	UCO Bank	17.12.2012	9.35	17.06.2020	10,000,000.00
8	942663	UCO Bank	17.12.2012	9.35	17.06.2020	1,000,000.00
9	482098	UCO Bank	19.01.2016	7.5	19.01.2019	807,699.00
10	997912	UCO Bank	23.01.2016	7.5	23.01.2019	806,110.00
11	690217	SBI, NIT Silchar	21.01.2012	9.25	21.01.2017	4,663,218.00
TOTAL (B)						28,325,045.00
TOTAL (A+B)						36,919,235.00

SUB SCHEDULE 5B: MOBILISED RESOURCE FUND INVESTMENT

Sl. No.	TDR Instrument No.	Name of the Bank/ Br.	Date of Investment	Rate of Investment	Date of Maturity	Amount
SHORT TERM INVESTMENT						
1	246865	Vijaya Bank, Silchar	24.02.2016	7.75	24.02.2017	7,033,594.00
2	336398	Bank of Baroda, Silchar	11.05.2015	8.5	11.05.2016	2,981,982.00
3	336399	Bank of Baroda, Silchar	11.05.2015	8.5	11.05.2016	2,981,983.00
4	917318	UCO Bank, AUS	24.02.2016	7.6	24.02.2017	3,000,000.00
5	45024	Bank of Baroda, Silchar	27.05.2015	8.5	27.05.2016	11,000.00
6	45135	Bank of Baroda, Silchar	07.07.2015	8.25	07.07.2016	700.00
TOTAL						16,009,259.00

SUB SCHEDULE 5C: HOUSE BUILDING FUND INVESTMENT

Sl. No.	TDR Instrument No.	Name of the Bank/ Br.	Date of Investment	Rate of Investment	Date of Maturity	Amount
SHORT TERM INVESTMENT						
1	917207	UCO Bank, AUS	13-06-2015	8.3	13-06-2016	4,000,000.00
TOTAL						4,000,000.00


FINANCE OFFICER


VICE-CHANCELLOR

ASSAM UNIVERSITY, SILCHAR
2015-16

SUB SCHEDULE 5D: ENDOWMENT FUND INVESTMENT

(Amount in ₹)

SL. No	Name of the Endowment Fund	TDR Instrument No.	Name of the Bank/Br.	Date of Investment	Rate of Interest%	Date of Maturity	Amount
LONG TERM INVESTMENT							
1	A C Das Memorial Endow. Fund	690323	SBI, NIT Branch	17.04.2013	8.75	17.04.2016	10,000.00
2	Aparna Roy Memorial Endow. Fund	690314	SBI, NIT Branch	16.04.2013	8.75	16.04.2016	10,000.00
3	Bipin Chandra Pal Memorial Endow. Fund	718885	UCO Bank, AU Branch	28.03.2015	8.75	11.09.2022	11,078.77
4	B K Gupta Memorial Research schlp. Fund	690327	SBI, NIT Branch	17.04.2013	8.75	17.04.2016	200,000.00
5	Debabrata Roy Memorial Endow. Fund	878866	UCO Bank, AU Branch	01.07.2015	8.30	01.07.2020	10,000.00
6	D L Das Memorial Endow. Fund	878804	UCO Bank, AU Branch	18.06.2015	8.30	18.06.2020	10,000.00
7	D L Roy Memorial Endow. Fund	878867	UCO Bank, AU Branch	18.06.2015	8.30	18.06.2020	10,000.00
8	Dr. B Bhatta charjee Memorial Endow. Fund	997910	UCO Bank, AU Branch	03.11.2015	7.50	03.11.2020	19,102.00
9	Dr. S Ranganathan Memorial Endow. Fund	690315	SBI, NIT Branch	16.04.2013	8.75	16.04.2016	10,000.00
10	G C Roy Memorial Endow. Fund	690318	SBI, NIT Branch	16.04.2013	8.75	16.04.2016	10,000.00
11	G K Roy Memorial Endow. Fund	690324	SBI, NIT Branch	17.04.2013	8.75	17.04.2016	10,000.00
12	Hrishikesh Saha Memorial Endow. Fund	690251	SBI, NIT Branch	24.02.2012	9.25	28.02.2017	12,000.00
13	Kironbala Bhattacharjee Memorial Endow. Fund	690317	SBI, NIT Branch	16.04.2013	8.75	16.04.2016	10,000.00
14	K P Sengupta Memorial Endow. Fund	690321	SBI, NIT Branch	17.04.2013	8.75	17.04.2016	10,000.00
15	Muktashree Memorial Endow. Fund	690325	SBI, NIT Branch	17.04.2013	8.75	17.04.2016	10,000.00
16	N C M S Memorial Endow. Fund	246474	Vijaya Bank Silchar	31.05.2011	9.00	31.05.2014	10,000.00
17	N B Digendra Kumar Dey Smriti Puraskar Account	204783	UCO Bank, AU Branch	11.07.2012	8.75	11.07.2017	9,500.00
18	Nilima Sarma Memorial Endow. Fund	690322	SBI, NIT Branch	17.04.2013	8.75	17.04.2016	10,000.00
19	N S Mate Memorial Endow. Fund	690319	SBI, NIT Branch	17.04.2013	8.75	17.04.2016	14,500.00
20	O Meena Devi Memorial Endow. Fund	690328	SBI, NIT Branch	17.04.2013	8.75	17.04.2016	10,000.00
21	P M Goswami Memorial Endow. Fund	878803	UCO Bank, AU Branch	19.06.2015	8.30	19.06.2020	10,000.00
Total carried forward							416,180.77

(Amount in ₹)

Sl. No	Name of the Endowment Fund	TDR Instrument No.	Name of the Bank/Br.	Date of Investment	Rate of Interest%	Date of Maturity	Amount
Brought forward							
22	R K Saha Memorial Endow. Fund	690329	SBI, NIT Branch	17.04.2013	8.75	17.04.2016	416,180.77
23	Sabitri Bhattacharjee Memorial Endow. Fund	690326	SBI, NIT Branch	17.04.2013	8.75	17.04.2016	12,000.00
24	Shanti Devi Memorial Endow. Fund	997909	UCO Bank, AU Branch	03.11.2015	7.50	03.11.2020	10,000.00
25	Sociological Research Award Endow. Fund	878887	UCO Bank, AU Branch	06.07.2015	8.20	06.07.2020	10,054.00
26	T S Brahmachari Memorial Endow. Fund	690316	SBI, NIT Branch	16.04.2013	8.75	16.04.2016	20,000.00
27	U S Dutta Memorial Award Account	204784	UCO Bank, AU Branch	11.07.2012	8.75	11.07.2017	10,000.00
28	Ushabati Sengupta Memorial Endow. Fund	690320	SBI, NIT Branch	17.04.2013	8.75	17.04.2016	9,500.00
29	Rita Kar Memorial Scholarship Fund	205100	UCO Bank, AU Branch	02.04.2013	8.75	02.04.2018	10,000.00
30	Murshedul Alam Mem. Endw Fund	205015	UCO Bank, AU Branch	25.11.2011	9.25	25.11.2016	50,000.00
31	Ajmal Foundation Prize for BA-LLB (Hons)	814156	UCO Bank, AU Branch	02.02.2012	9.25	02.02.2017	20,000.00
32	Ajmal Foundation Prize for B.Tech (IT)	814155	UCO Bank, AU Branch	02.02.2012	9.25	02.02.2017	50,000.00
33	Ananya Paul Memorial End. Award	206215	UCO Bank, AU Branch	28.03.2015	8.75	15.08.2016	20,167.26
34	Lal Behari Goala Mem. End. Fund	205897	UCO Bank, AU Branch	28.03.2015	9.25	15.08.2016	10,255.41
35	Lalit Sethi Mem. End. Fund	205898	UCO Bank, AU Branch	28.03.2015	9.25	11.09.2022	10,270.89
36	Laxminia Goala Mem. Endw. Fund	205896	UCO Bank, AU Branch	28.03.2015	9.25	11.09.2022	10,270.89
37	Haji Azmal Ali Mem. Endw. Award	206213	UCO Bank, AU Branch	28.03.2015	8.75	11.09.2022	25,221.75
38	Maryam Azmal Mem. Endw. Award	206214	UCO Bank, AU Branch	28.03.2015	8.75	11.09.2022	25,221.75
39	Surajbhan Khandelwal Mem. Endw. Fund	205895	UCO Bank, AU Branch	28.03.2015	9.25	11.09.2022	10,270.00
40	Mukundadas Memorial Endowment Fund	046580	UCO Bank, AU Branch	12.11.2013	9.00	12.11.2016	100,000.00
41	Subinoy Chandra Dutta Roy Memorial Endowment Gold Medal	917100	UCO Bank, AU Branch	03.12.2014	8.75	03.12.2019	100,000.00
42	Ayiridhi Bhattacharjee Memorial Endowment Gold Medal	917099	UCO Bank, AU Branch	02.12.2014	8.75	02.12.2019	100,000.00
Total							1,079,412.72


FINANCE OFFICER


VICE-CHANCELLOR

ASSAM UNIVERSITY, SILCHAR

SCHEDULE 6 : INVESTMENTS OTHERS

(Amount in ₹)

Term Deposits with Bank	Long Term Investment	Short Term Investment	Current Year	Previous Year
1	2	3	2+3=4	5
1) Plan fund : Sub Schedule 6A	0.00	79,786,112.00	79,786,112.00	110,532,949.00
2) XII Plan Fund: Sub Schedule 6B	0.00	113,345,797.00	113,345,797.00	147,778,773.43
3) Non-plan Fund: Sub Schedule 6C	0.00	41,323,878.00	41,323,878.00	37,804,874.00
4) Queens University Fund: Sub Schedule 6D	0.00	76,462,761.00	76,462,761.00	0.00
5) University Development Fund Sub Schedule 6E	0.00	18,945,947.00	18,945,947.00	0.00
6) Hostel Fund: Sub Schedule 6F	0.00	6,005,483.00	6,005,483.00	10,022,048.00
7) Diphu Campus Fund: Sub Schedule 6G	16,749,274.00	7,469,514.00	24,218,788.00	22,622,870.00
8) TEQIP Fund Sub Schedule 6H	0.00	10,000,000.00	10,000,000.00	0.00
9) NLCPR Fund: Sub Schedule 6I	0.00	17,422,718.00	17,422,718.00	12,981,740.00
10) Caution Money Fund: Sub Schedule 6J	0.00	1,219,334.00	1,219,334.00	866,308.00
11) PMMMMNMTT Fund: Sub Schedule 6K	0.00	40,000,000.00	40,000,000.00	0.00
12) OBC Fund:	0.00	0.00	0.00	20234225.00
TOTAL	16,749,274.00	411,981,544.00	428,730,818.00	362,843,787.43


FINANCE OFFICER


VICE-CHANCELLOR

ASSAM UNIVERSITY, SILCHAR

SUB SCHEDULE 5A: PLAN FUND

(Amount in ₹)

Sl. No.	TDR Instrument No.	Name of the Bank/ Br.	Date of Investment	Rate of Investment	Date of Maturity	Amount
SHORT TERM INVESTMENT						
1	942669	UCO Bank, AUS	07.03.2016	7.25	07.03.2017	13,297,685.00
2	942670	UCO Bank, AUS	07.03.2016	7.25	07.03.2017	13,297,685.00
3	942671	UCO Bank, AUS	07.03.2016	7.25	07.03.2017	13,297,685.00
4	942672	UCO Bank, AUS	07.03.2016	7.25	07.03.2017	13,297,685.00
5	942673	UCO Bank, AUS	07.03.2016	7.25	07.03.2017	13,297,685.00
6	942674	UCO Bank, AUS	07.03.2016	7.25	07.03.2017	13,297,687.00
TOTAL (A)						79,786,112.00

SUB SCHEDULE 6B: XII PLAN FUND

Sl. No.	TDR Instrument No.	Name of the Bank/ Br.	Date of Investment	Rate of Investment	Date of Maturity	Amount
SHORT TERM INVESTMENT						
1	814487	UCO Bank, AUS	31.03.2016	8.16	29.06.2016	55,000,000.00
2	942744	UCO Bank, AUS	14.03.2016	6.85	12.07.2016	15,872,930.00
3	917151	UCO Bank, AUS	13.03.2016	7.05	13.09.2016	10,824,289.00
4	917150	UCO Bank, AUS	13.03.2016	7.05	13.09.2016	10,824,289.00
5	917149	UCO Bank, AUS	13.03.2016	7.05	13.09.2016	10,824,289.00
6	917202	UCO Bank, AUS	10/6/2015	8.5	10/6/2016	5,000,000.00
7	917203	UCO Bank, AUS	10/6/2015	8.5	10/6/2016	5,000,000.00
TOTAL						113,345,797.00

SUB SCHEDULE 6C: NON PLAN FUND

Sl. No.	TDR Instrument No.	Name of the Bank/ Br.	Date of Investment	Rate of Investment	Date of Maturity	Amount
SHORT TERM INVESTMENT						
1	942204	UCO Bank,	19.11.2015	7.75	19-11-2016	7,180,094.00
2	942205	UCO Bank,	19.11.2015	7.75	19-11-2016	7,180,094.00
3	942206	UCO Bank,	19.11.2015	7.75	19-11-2016	7,180,094.00
4	942207	UCO Bank,	19.11.2015	7.75	19-11-2016	7,180,094.00
5	991368	Alahabad Bank, Silchar	18.07.2015	8.25	16.07.2017	12,603,502.00
TOTAL						41,323,878.00

SUB SCHEDULE 6D: Queens University

(Amount in ₹)

Sl. No.	TDR Instrument No.	Name of the Bank/ Br.	Date of Investment	Rate of Investment	Date of Maturity	Amount
SHORT TERM INVESTMENT						
1	460604	Vijaya Bank, Sil	26.05.2015	8.5	26.05.2016	5,470,764.00
2	460605	Vijaya Bank, Sil	26.05.2015	8.5	26.05.2016	5,470,764.00
3	460606	Vijaya Bank, Sil	26.05.2015	8.5	26.05.2016	5,470,764.00
4	460607	Vijaya Bank, Sil	26.05.2015	8.5	26.05.2016	5,470,764.00
5	729778	Bank of Baroda	24.05.2015	8.5	24.05.2016	5,468,090.00
6	729779	Bank of Baroda	24.05.2015	8.5	24.05.2016	5,468,090.00
7	729780	Bank of Baroda	24.05.2015	8.5	24.05.2016	5,468,090.00
8	729781	Bank of Baroda	24.05.2015	8.5	24.05.2016	5,468,090.00
9	942981	UCO Bank, AUS	24.05.2015	8.5	24.05.2016	5,470,764.00
10	942982	UCO Bank, AUS	24.05.2015	8.5	24.05.2016	5,470,764.00
11	942983	UCO Bank, AUS	24.05.2015	8.5	24.05.2016	5,470,764.00
12	942984	UCO Bank, AUS	24.05.2015	8.5	24.05.2016	5,470,764.00
13	917152	UCO Bank, AUS	13.03.2016	7.05	13.09.2016	10,824,289.00
TOTAL						76,462,761.00

Note- Investment made out of grant received against Academic & Research Collaboration with Queens University, Belfast in 2014-15 under JDI Plan Grant, now shown separately.

SUB SCHEDULE 6E: UNIVERSITY DEVELOPMENT FUND

Sl. No.	TDR Instrument No.	Name of the Bank/ Br.	Date of Investment	Rate of Investment	Date of Maturity	Amount
SHORT TERM INVESTMENT						
1	336400	Bank of Baroda, Silchar	11.05.2015	8.5	11.05.2016	2,981,982.00
2	336401	Bank of Baroda, Silchar	11.05.2015	8.5	11.05.2016	2,981,983.00
3	336402	Bank of Baroda, Silchar	11.05.2015	8.5	11.05.2016	2,981,982.00
4	917194	UCO Bank, AUS	10/6/2015	8.5	10/6/2016	5,000,000.00
5	917201	UCO Bank, AUS	10/6/2015	8.5	10/6/2016	5,000,000.00
TOTAL						18,945,947.00

ASSAM UNIVERSITY, SILCHAR

(Amount in ₹)

SUB SCHEDULE 6F: Hostel Fund

Sl. No.	TDR Instrument No.	Name of the Bank/ Br.	Date of Investment	Rate of Investment	Date of Maturity	Amount
SHORT TERM INVESTMENT						
1	338403	Bank of Baroda, Silchar	11.05.2015	8.5	11.05.2016	2,981,983.00
2	917319	UCO Bank, AUS	24-02-2016	7.8	24-02-2017	3,000,000.00
3	045136	Bank of Baroda, Silchar	7/7/2015	8.25	7/7/2016	500.00
4	045025	Bank of Baroda, Silchar	27-05-2015	8.5	27-05-2016	23,000.00
TOTAL						6,005,483.00

SUB SCHEDULE 6G : DIPHU CAMPUS FUND

Sl. No.	TDR Instrument No.	Name of the Bank/ Br.	Date of Investment	Rate of Investment	Date of Maturity	Amount
SHORT TERM INVESTMENT						
1	060860	Allahabad Bank, silchar	11.04.2015	8.75	13.04.2016	7,469,514.00
TOTAL (A)						7,469,514.00
LONG TERM INVESTMENT						
2	696078	Union Bank, Silchar	10.05.2014	9	10.05.2016	6,897,234.00
3	696080	Union Bank, Silchar	10.05.2014	9	10.05.2016	6,897,234.00
4	31681264876	SBI, Diphu	22.03.2016	8.5	22.03.2017	2,954,806.00
TOTAL (B)						16,749,274.00
TOTAL (A+B)						24,218,788.00

SUB SCHEDULE 6H: TEQIP

Sl. No.	TDR Instrument No.	Name of the Bank/ Br.	Date of Investment	Rate of Investment	Date of Maturity	Amount
1	917225	UCO BANK, AUS	27-07-2015	8	27-07-2016	10,000,000.00
TOTAL						10,000,000.00

SUB SCHEDULE 6 I : NLCPR FUND

Sl. No.	TDR Instrument No.	Name of the Bank/ Br.	Date of Investment	Rate of Investment	Date of Maturity	Amount
LONG TERM INVESTMENT						
1	355863	Vijaya Bank, Silchar	12.06.2013	9	19.06.2016	6,211,359.00
2	355864	Vijaya Bank, Silchar	14.06.2013	9	21.06.2016	6,211,359.00
3	917206	UCO Bank, AUS	13-06-2015	8.3	13-06-2016	5,000,000.00
TOTAL						17,422,718.00

ASSAM UNIVERSITY, SILCHAR

(Amount in ₹)

SUB SCHEDULE 6I: CAUTION MONEY FUND

Sl. No.	TDR Instrument No.	Name of the Bank/ Br.	Date of Investment	Rate of Investment	Date of Maturity	Amount
LONG TERM INVESTMENT						
1	368080	SBI, NIT Silchar	11.07.2015	8.25	11.07.2019	1,199,538.00
2	890186	SBI, NIT Silchar	11.07.2011	9.25	11.07.2016	19,796.00
TOTAL						1,219,334.00

SUB SCHEDULE 6K: PMMMNMTT

Sl. No.	TDR Instrument No.	Name of the Bank/ Br.	Date of Investment	Rate of Investment	Date of Maturity	Amount
SHORT TERM INVESTMENT						
1	917324	UCO Bank,	26-02-2016	7.6	26-02-2017	8,000,000.00
2	917325	UCO Bank,	26-02-2016	7.6	26-02-2017	8,000,000.00
3	917327	UCO Bank,	26-02-2016	7.6	26-02-2017	8,000,000.00
4	917328	UCO Bank,	26-02-2016	7.6	26-02-2017	8,000,000.00
5	917329	UCO Bank,	26-02-2016	7.6	26-02-2017	8,000,000.00
TOTAL						40,000,000.00


FINANCE OFFICER


VICE-CHANCELLOR

ASSAM UNIVERSITY, SILCHAR

SCHEDULE 7 - CURRENT ASSETS

(Amount in ₹)

	CURRENT YEAR	PREVIOUS YEAR
1. Stock of Chemicals, Consumables and Stationeries	2,751,792.00	1,580,903.00
2. Cash Balances in Hand (including cheque / drafts and imprest)		
1. Cash in Hand	28,655.00	10,979.00
2. Imprest	530,634.00	498,074.00
3. Bank Balances (to be further cassified as pertaining to earmarked fund or otherwise)		
a) With Scheduled Bank :		
In Savings & Current Accounts (Annexure - A)	585,023,835.05	396,992,271.12
TOTAL	588,334,916.05	399,082,227.12


FINANCE OFFICER


VICE-CHANCELLOR

ASSAM UNIVERSITY, SILCHAR

ANNEXURE-A

7 A) ENDOWMENT FUNDS:

Sl. No.	Account Number	Name of the Account	Amount in Rs.
1	SB-10521277580	Anil Ch. Das Memorial Endowment Fund	11484.50
2	SB-10521277591	Aparna Roy Memorial Endowment Fund	3072.19
3	SB-10521277705	Sabitri Bhattacharjee Memorial Endowment Fund	3427.79
4	SB-10521277716	B. K. Gupta Memorial Endowment Fund	382462.99
5	SB-10521277841	G.C. Roy Memorial Endowment Fund	6349.06
6	SB-10521277852	G. K. Roy Memorial Endowment Fund	3148.37
7	SB-10521277863	Hrishikesh Saha Memorial Endowment Fund	11892.93
8	SB-10521277910	Kiranbala Bhattacharjee Memorial Endowment Fund	4975.10
9	SB-10521277921	K. P. Sengupta Memorial Endowment Fund	6011.11
10	SB-10521277987	Muktashree Memorial Endowment Fund	4258.38
11	SB-10521277998	N. S. Mate Memorial Endowment Fund	6967.64
12	SB-10521278006	Nilima Sarma Memorial Endowment Fund	6071.57
13	SB-10521278095	O. Meena Devi Memorial Endowment Fund	9231.85
14	SB-10521278200	R. K. Saha Memorial Endowment Fund	6533.97
15	SB-10521278324	Dr. S. Ranganathan Memorial Endowment Fund	10622.04
16	SB-10521278391	T. S. Brahmachari Memorial Endowment Fund	1893.96
17	SB-10521278404	Ushabati Sengupta Memorial Endowment Fund	5662.28
18	SB-20050100000140	Bipin Chandra Pal Memorial Endowment Fund	3270.27
19	SB-20050100000377	P. M. Goswami Memorial Endowment Fund	3754.00
20	SB-20050100000378	Debendra Lal Das Memorial Endowment Fund	10062.97
21	SB-20050100000429	Dr. B. Bhattacharjee Memorial Endowment Fund	14408.67
22	SB-20050100000430	Santibala Devi Memorial Endowment Fund	3038.67
23	SB-20050100000485	Debabrata Roy Memorial Endowment Fund	12426.00
24	SB-20050100000486	D. L. Roy Memorial Endowment Fund	20413.00
25	SB-20050100000501	Sociological Research Award	34617.00
26	SB-20050100000630	Upendra Sankar Dutta Memorial Endowment Fund	4020.40
27	SB-20050100000631	N. B. Digendra Kr. Dey Memorial Endowment Fund	4456.40
28	SB-20050100000777	Assam University Endowment Award Account	90216.20
29	SB-20050100002794	Ajmal Foundation Prize-B. Tech (IT)	15319.71
30	SB-20050100002795	Ajmal Foundation Prize-B.A.LLb (Hons.)	11180.71
31	SB-20050110008874	Mukundadas Bhattacharjee Memorial Endowment Fund	23743.00
32	SB-20050110030387	S C Dutta Roy Memorial Endowment Fund	11782.12
33	SB-20050110030394	Ayiridhi Bhattacharjee Memorial Endowment Fund	11807.65
34	SB-4606	N C Malati Shyam Memorial Endowment Fund	10463.50
Total (A)			769046.00

Sl. No.	Account Number	Name of the Account	Amount in Rs.
1	SB-31949339998	Diphu Project Account	
2	SB-916020011373229	AUDC-Axis Bank A/c.	229,564.00
3	SB-0747010201926	Corpus Fund A/c- Diphu Campus	5,600,019.12
4	SB-10521277603	Alumni Association Fund A/c.	429,771.00
5	SB-10521277614	House Building Advance A/c.	31,070.54
6	SB-10521277625	NLCPR A/c.	1,623,162.48
7	SB-200501090000007	Revenue A/c.	4,074,695.34
8	SB-20050100000023	Pension Fund A/c.	53,502,140.82
9	SB-20050100000382	Mobilised Bourse Fund A/c.	81,558.00
10	SB-20050100000816	Hostel A/c.	779,828.98
11	SB-20050100001556	DBA Spl. Fee Account	3,123,032.00
12	SB-20050100001622	All Exam Remuneration A/c.	1,931,648.00
13	SB-20050100002225	Plan Fund A/c.	1,746,704.18
14	SB-20050100002909	NON-PLAN A/c.	2,368,993.54
15	SB-20050100002954	SAP A/c.	201,990,170.43
16	SB-20050110006337	GBC A/c.	149,143.00
17	SB-20050110008997	UGC NET A/c.	24,050,067.36
18	SB-20050110009109	Convocation A/c.	17,567.00
19	SB-20050110009727	NSCD A/c.	1,422,556.00
20	SB-20050110009833	CELMF-Bengali A/c.	3,707.00
21	SB-20050110016843	NPC177 A/c.	7,783.00
22	SB-20050110017593	CIDCA/c.	1,097,960.00
23	SB-20050110020999	NSS A/c.	3,562,938.00
24	SB-20050110023457	FIST-MATHS A/c.	20,113.00
25	SB-20050110027387	Health Centre Lab A/c.	442,650.00
26	SB-20050110036707	TSSOT-Maintenance Fund A/c.	84,372.00
27	SB-20050110031537	COEOL A/c.	20,129,199.00
28	SB-20050110031568	Admission Fee A/c 2015-16	168,218.28
29	SB-20050110031502	NRB-342 Project	2,809,363.00
30	SB-20050110032152	Exam. Receipts A/c.	2,590,358.00
31	SB-20050110033937	PMMNHMTT A/c.	8,055,824.28
32	SB-20050110035450	AU Project Account-II	1,562,978.32
33	SB-30206139913	Diphu Campus General A/c.	1,810,518.00
34	SB-30397033053	Diphu Fee Receipt A/c.	2,414,989.75
35	SB-3050101000285	Project A/c. (Canara Bank)	26,732,988.00
Total carried forward to next page			16,862,107.72
			386,589,750.14

Sl. No.	Account Number	Name of the Account	Amount in Rs.
<i>Total brough forward to next page</i>			386,589,750.14
36	SB-3050101000299	DBT-128 A/c.	956,330.00
37	SB-3050101000747	SOT A/c.	6,680,307.00
38	SB-3050101000949	MED-89 A/c.	969,345.00
39	SB-3050101001067	CIL-NMR A/c.	1,310,935.00
40	SB-31616091593	Project A/c-Diphu	2,129,149.00
41	SB-32328739667	AIU Internal Receipt A/c.	456,941.00
42	SB-32402403712	Plan XB A/c.-SBI(DORGAKONA)	135,564,090.86
43	SB-32402406474	SBI(DORG)-AUDC	1,500,237.94
44	SB-32459394109	SBI-Project-Diphu	92,860.00
45	SB-34639047816	FIST/PHYSICS-AUDC	3,929,635.00
46	SB-50041718012	U. N. Brahma A/c.	845,256.00
47	SB-911010000939764	SAP Physics A/c.	168,114.88
48	SB-911010002620491	SAP Life Science A/c.	103,753.00
49	SB-911010002621782	SAP Fine Arts A/c.	223,790.00
50	SB-911010002716330	SAP Bengali A/c.	582,932.00
51	SB-911010002726997	SAP Chemistry A/c.	908,558.05
52	SB-911010005341681	SAP Ecology A/c.	667,409.00
53	SB-911010006312648	Biotech Hub A/c.	504,675.73
54	SB-911010017123532	Internal Receipts A/c.	2,262,968.30
55	SB-911010020675284	Donation Account A/c.	12,418.00
56	SB-911010024519045	DBT-3625 A/c.	68,210.75
57	SB-911010025264315	SAP Bio-Technology A/c.	336,679.36
58	SB-911010039167370	CIL A/c.	66,645.48
59	SB-911010043826711	SAP MATHEMATICS A/c.	104,732.00
60	SB-912010056421653	Sap HINDI A/c.	446,583.00
61	SB-911010066502739	SAP-Philosophy A/c.	26,486.00
62	SB-911010067851119	TEQP A/c.	28,661,705.56
63	SB-912010048980745	DST/FIST-Chemistry A/c.	8,084,291.00
<i>Total (B)</i>			584,254,789.05
TOTAL (A+B)			585,023,835.05


FINANCE OFFICER


VICE-CHANCELLOR

ASSAM UNIVERSITY, SILCHAR

SCHEDULE B - LOANS, ADVANCES & DEPOSITS

(Amount in ₹)

	CURRENT YEAR	PREVIOUS YEAR
1. Advances to employees (Non - Interest bearing)		
a) Salary	4,500.00	4,500.00
b) Festival	993,950.00	826,350.00
c) LTC	5,568,898.00	8,124,304.00
d) Medical Advance	1,241,932.00	934,965.00
e) Sponsored Projects Advance	16,167,541.00	17,359,660.00
f) Other	20,778,715.00	14,737,259.00
2. Long term Advances to employees : (Interest bearing)		
a) House Building Advance	4,997,527.00	5,769,730.00
b) Other Advance	31,000.00	44,000.00
3. Advances and other amounts recoverable in cash or in kind of for value to be received :		
a) On Capital Account (Civil Works)	125,898,260.00	138,510,019.00
b) To Suppliers of goods and others	22,647,773.38	17,725,170.38
c) Advance for Letter of Credit	84,553.00	0.00
4. Deposits		
a) Telephone	177,100.00	177,100.00
b) Electricity	1,180,155.00	1,180,155.00
5. Income Accrued :		
a) On Investments from Earmarked / Endowment Fund	10,494,421.00	7,486,909.00
b) On Investment - Others	11,345,160.05	13,357,617.05
c) On Investment of PMMMNTT	253,335.00	0.00
d) On House Building advance Advance	6,878,694.00	6,732,194.00
6. Other receivable		
a) Debit balances in Sponsored Projects (Sub Schedule 3A)	2,510,393.82	2,105,229.82
b) Debit balances in Fellowship & Scholarship (Sub Schedule - 3B)	872,656.00	872,656.00
c) Other receivables		
1. HBA fund Recovery (March 2016)	83,094.00	77,479.00
2. Educational Loan	227,568.00	269,648.00
3. Non-plan Grants Receivable from UGC	0.00	89,683,000.00
4. XII Plan Grants Receivable from UGC	58,596,000.00	0.00
TOTAL	291,033,226.25	325,977,945.25


FINANCE OFFICER


VICE-CHANCELLOR

ASSAM UNIVERSITY, SILCHAR

SCHEDULE 9 - ACADEMIC RECEIPTS

(Amount in ₹)

PARTICULARS	CURRENT YEAR				PREVIOUS YEAR			
	Non Plan	Diphu Campus	SOT	Total	Non Plan	Diphu Campus	SOT	Total
FEE FROM STUDENTS								
Academic	0.00	11,463,132.00	0.00	11,463,132.00	0.00	7,071,825.00	0.00	7,071,825.00
1. Tuition Fee	8,855,000.00	0.00	0.00	8,855,000.00	7,894,660.00	0.00	0.00	7,894,660.00
2. Admission Fee	1,130,280.00	0.00	0.00	1,130,280.00	1,111,070.00	0.00	0.00	1,111,070.00
3. Enrollment Fee	536,430.00	0.00	0.00	536,430.00	334,765.00	0.00	0.00	334,765.00
4. Library Fee	2,441,906.00	0.00	0.00	2,441,906.00	2,214,180.50	0.00	0.00	2,214,180.50
5. Laboratory Fee	3,638,173.00	0.00	0.00	3,638,173.00	3,424,305.00	0.00	0.00	3,424,305.00
6. Registration Fee	449,750.00	0.00	0.00	449,750.00	3,275,107.00	0.00	0.00	3,275,107.00
Examinations								
1. Annual Examination Fee	45,710,853.28	0.00	0.00	45,710,853.28	8,153,067.00	0.00	0.00	8,153,067.00
2. Mark Sheet, Certificate Fee	804,500.00	0.00	0.00	804,500.00	1,178,900.00	0.00	0.00	1,178,900.00
Other Fees	0.00	0.00	0.00	0.00	0.00	0.00	0.00	0.00
1. Miscellaneous Fee	8,102,844.00	9,690.00	82,150.00	8,194,684.00	37,046,627.50	0.00	97,200.00	37,143,827.50
2. Hostel Fee	1,301,540.00	0.00	0.00	1,301,540.00	1,950,500.00	0.00	0.00	1,950,500.00
3. Computer Fee	1,067,365.00	0.00	0.00	1,067,365.00	905,600.00	0.00	0.00	905,600.00
Sale of Publications								
1. Sale of Prospectus including admission forms	5,256,270.00	0.00	0.00	5,256,270.00	2,705,896.00	47,700.00	0.00	2,753,596.00
Academic Fee - MBA	7,000.00	0.00	0.00	7,000.00	484,894.00	0.00	0.00	484,894.00
TOTAL	79,301,911.28	11,472,822.00	82,150.00	90,856,883.28	70,679,572.00	7,119,525.00	97,200.00	77,896,297.00


FINANCE OFFICER


VICE-CHANCELLOR

ASSAM UNIVERSITY, SILCHAR

SUB-SCHEDULE 10 --GRANTS/ SUBSIDIES

(Amount in ₹)

PARTICULARS	UGC							TOTAL PLAN	NON PLAN GRANT	CURRENT YEAR TOTAL
	NLCPR	XII PLAN	PLAN	DIPHU CAMPUS	SOT	TEQIP	OBC			
Balance Brought Forward	91,275,805.34	159,248,962.00	124,523,999.10	4,572,405.94	-39,975,951.00	26,825,412.73	-67552285.40	298,918,348.71	0.00	298,918,348.71
Add : Receipts during the year	0.00	335,976,000.00	0.00	0.00	0.00	16,085,000.00	0.00	352,071,000.00	615,421,000.00	968,492,000.00
Add : Int. on Inv. Earned during the year	1,426,294.00	10,764,809.36	6,497,958.00	2,873,603.00	0.00	533,333.00	771,001.00	22,869,998.36	0.00	22,869,998.36
Add : Int. earned on savings during the year	248,480.00	2,192,876.00	300,824.00	293,860.00	735,400.00	1,192,285.00	20,061.00	4,983,786.00	0.00	4,983,786.00
Add : Adjustment for prior period	0.00	-2,946,668.00	0.00	0.00	0.00	0.00	0.00	-2,946,668.00	0.00	-2,946,668.00
TOTAL	92,963,579.34	806,235,979.36	131,322,781.10	7,739,868.94	-39,240,551.00	44,546,030.73	-66,761,223.40	676,896,465.07	615,421,000.00	1,292,317,465.07
Less: Utilisation for capital expenditure (A)	0.00	72,528,853.00	0.00	153,268.00	22,624.00	0.00	0.00	72,704,945.00	1,194,912.00	73,899,857.00
Balance	92,963,579.34	432,707,126.36	131,322,781.10	7,586,600.94	-39,263,375.00	44,546,030.73	-66,761,223.40	603,191,520.07	615,226,088.00	1,218,417,608.07
Less: Utilisation for revenue expenditure transferred to Income & Expenditure A/c. (B)	0.00	115,156,433.00	0.00	0.00	0.00	7,032,454.00	0.00	122,188,887.00	615,226,088.00	737,414,975.00
Balance Carried Forward (C)	92,963,579.34	317,550,693.36	131,322,781.10	7,586,600.94	-39,263,375.00	37,513,576.73	-66,761,223.40	481,002,633.07	0.00	481,002,633.07

NOTE : A - Appears as addition to Capital Fund as well as addition to Fixed Assets during the year.
 B - Appears as income in the Income & Expenditure Account
 C - (i) Appears under Current Liabilities in the Balance Sheet and will become the Opening Balance next year.
 (ii) Represented by Bank Balances, Investments and Advances


FINANCE OFFICER


VICE-CHANCELLOR

ASSAM UNIVERSITY, SILCHAR

SCHEDULE 11 - INCOME FROM INVESTMENTS

(Income on Investment from Earmarked/Endowment Funds transferred to Funds)

	(Amount in ₹)	
	CURRENT YEAR	PREVIOUS YEAR
Income on Investment from Earmarked/Endowment Fund		
1) Interest		
a) On Govt. Securities	0.00	0.00
b) On other Bonds/Debentures/Approved Securities	0.00	3,492,470.83
2) Income received		
University Funds (Contribution)	549,787.37	200,000.00
3) Income accrued		
a) House Building Advance Fund.	248,933.00	534,373.00
b) Mobilised Resource Fund.	0.00	401,969.00
c) Pension Fund.	2,882,923.00	766,796.00
4) Interest on Saving Accounts	145,090.00	373,895.00
5) Others (specify)	0.00	5,296,150.00
a) Endowment Fund. (Adjustments - Cancellation of Cheque etc.)	4,003.00	8,000.00
b) Mobilised Resource Fund (Overhead charges from Investment of Project Fund)	36,373,402.00	1,583,745.00
c) Mobilised Resource Fund/ other funds (Other Income)	6,284,212.00	41,393.00
TOTAL	46,488,350.37	12,698,791.83
Transferred to Earmarked /Endowment Funds (Schedule - 2)	46,488,350.37	12,698,791.83
BALANCE	NIL	NIL


FINANCE OFFICER


VICE-CHANCELLOR

ASSAM UNIVERSITY, SILCHAR

SCHEDULE 12: INTEREST EARNED

(Amount in ₹)

PARTICULARS	CURRENT YEAR	PREVIOUS YEAR
a) Interest Earned on Flexi Deposits	8,538,926.00	244,815.00
b) Interest Earned on Savings Account		8,748,088.00
c) Interest Earned on Term Deposits	3,497,582.00	3,740,235.00
Total	12,036,508.00	12,733,138.00


FINANCE OFFICER


VICE-CHANCELLOR

ASSAM UNIVERSITY, SILCHAR

SCHEDULE 13 - OTHER INCOME

(Amount in ₹)

PARTICULARS	CURRENT YEAR	PREVIOUS YEAR
A. Income from Land & Building		
1. License Fee	831,132.00	741,130.00
2. Electricity Receipts	794,578.00	960,209.00
B. Others		
1. RTI Fee	25,144.00	13,660.00
2. Misc. Receipts	30,576.84	1,198,288.00
3. Sale of Tender Forms	125,500.00	111,150.00
4. Guest House Receipt	380,400.00	283,400.00
5. Interest Recovery on Advance	0.00	1,008.00
6. Interest Recovery on LTC Advance	0.00	0.00
7. Transport Receipts	48,900.00	363,680.00
8. Gym. Membership Fee Receipt	15,600.00	15,600.00
9. Transfer of service benefit from other Institutions	910,753.50	606,815.00
10. Rent Recovery	108,112.00	152,982.00
11. Security Receipt from IIGM	773,007.00	907,305.00
12. Sale of University stores/empties etc.	0.00	0.00
13. Other Income- Diphu	12,000.00	0.00
TOTAL	4,055,703.34	5,355,227.00


FINANCE OFFICER


VICE-CHANCELLOR

ASSAM UNIVERSITY, SILCHAR

SCHEDULE 14: PRIOR PERIOD INCOME

(Amount in ₹)

PARTICULARS	CURRENT YEAR	PREVIOUS YEAR
a) Adjustments	1,509,010.00	3,879.00
Total	1,509,010.00	3,879.00


FINANCE OFFICER


VICE-CHANCELLOR

ASSAM UNIVERSITY, SILCHAR

SCHEDULE 15 - STAFF PAYMENTS & BENEFITS

(Amount in ₹)

PARTICULARS	CURRENT YEAR			PREVIOUS YEAR		
	Non Plan	XII Plan (including SOT & Diphu)	Total	Non Plan	XII Plan (including SOT & Diphu Campus)	Total
1. Salaries, Wages & Allowances	513,410,486.00	86,477,670.00	599,888,156.00	394,523,784.00	139,973,368.00	534,497,152.00
2. Ad- Hoc Bonus	944,740.00	61,380.00	1,006,120.00	748,367.00	156,908.00	905,275.00
3. Contribution to Provident Fund	850,913.00	0.00	850,913.00	943,644.00	0.00	943,644.00
4. Contribution to New Pension Scheme	22,331,122.00	8,618,447.00	30,949,569.00	16,630,462.00	9,929,943.00	26,560,405.00
5. Staff Welfare, Medical Reimbursement etc.	6,128,633.00	788,274.00	6,916,907.00	2,990,537.00	350,384.00	3,340,921.00
6. Retirement and Terminal Benefits	12,823,639.00	719,240.00	13,542,879.00	11,222,722.00	0.00	11,222,722.00
7. LTC Facility	8,197,458.00	926,009.00	9,123,467.00	4,083,662.00	1,238,783.00	5,322,445.00
8. Children Education Allowance	4,382,283.00	426,544.00	4,808,827.00	6,333,377.00	544,512.00	6,877,889.00
9. Pension	12,251,949.00	0.00	12,251,949.00	10,175,161.00	0.00	10,175,161.00
10. Leave Encashment	673,084.00	12,500.00	685,584.00	1,207,216.00	108,421.00	1,315,637.00
Total	581,994,307.00	98,030,064.00	680,024,371.00	448,858,932.00	152,302,319.00	601,161,251.00


FINANCE OFFICER


VICE-CHANCELLOR

ASSAM UNIVERSITY, SILCHAR

SCHEDULE 16 - ACADEMIC EXPENSES

(Amount in ₹)

PARTICULARS	CURRENT YEAR			PREVIOUS YEAR		
	Non Plan (including Diphu Campus)	XII Plan (including SOT)	Total	Non Plan (including Diphu Campus)	XII Plan (including SOT & Diphu Campus)	Total
1 Laboratory Expenses	8,252,077.00	0.00	8,252,077.00	1,447,178.00	0.00	1,447,178.00
2 Field Work Expenses- Social Work Dept.	409,041.00	0.00	409,041.00	0.00	0.00	0.00
3 Examination Expenses	26,017,714.00	0.00	26,017,714.00	23,338,545.70	0.00	23,338,545.70
4 Admission Expenses	157,883.00	0.00	157,883.00	438,423.00	0.00	438,423.00
5 Convocation Expenses	0.00	0.00	0.00	3,193,537.00	0.00	3,193,537.00
6 Merged Scheme Expenses- XII Plan	0.00	471,735.00	471,735.00	0.00	0.00	0.00
7 Other Academic Expenses	2,884,258.00	344,456.00	3,228,714.00	1,095,185.00	1,898,075.00	2,993,260.00
8 Salary/ Honorarium to Dept. of Business Admn. Workers	242,259.00	0.00	242,259.00	160,858.00	0.00	160,858.00
9 Fellowship to M. Phil/ P hd. Scholars	0.00	13,685,535.00	13,685,535.00	0.00	20,381,220.00	20,381,220.00
10 Sports Facility- XII Plan	0.00	925,102.00	925,102.00	0.00	936,513.00	936,513.00
11 Students Co-curricular Activities	489,105.00	0.00	489,105.00	42,535.00	0.00	42,535.00
12 Honorarium to Others	0.00	0.00	0.00	0.00	0.00	0.00
13 Collaborative Research Expenses	0.00	36,148.00	36,148.00	0.00	27,484.00	27,484.00
14 Coaching Scheme for NET/SET for SC/ST/OBC/Minority- XII Plan	0.00	232,000.00	232,000.00	0.00	0.00	0.00
15 Conference/ Seminar/ Workshop Expenses-XII Plan	0.00	342,611.00	342,611.00	0.00	0.00	0.00
16 Entry into Service- for SC/ST/OBC/Minority- XII Plan	0.00	30,000.00	30,000.00	0.00	0.00	0.00
17 Remedial Coaching Scheme-for SC/ST/OBC/Minority- XII Plan	0.00	293,300.00	293,300.00	0.00	0.00	0.00
Total	38,452,337.00	16,360,887.00	54,813,224.00	29,716,261.70	23,243,292.00	52,959,553.70


FINANCE OFFICER


VICE-CHANCELLOR

ASSAM UNIVERSITY, SILCHAR

SCHEDULE 17 - ADMINISTRATIVE AND GENERAL EXPENSES

(Amount in ₹)

Sl. No.	PARTICULARS	CURRENT YEAR				PREVIOUS YEAR			
		Non Plan	XII Plan	TEQIP	Total	Non Plan	XII Plan	TEQIP	Total
1	Electricity and Power	16,976,265.00	0.00	0.00	16,976,265.00	15,980,342.00	0.00	0.00	15,980,342.00
2	Water Charges	2,394,867.00	0.00	0.00	2,394,867.00	1,608,240.00	0.00	0.00	1,608,240.00
3	Insurance	805,356.00	0.00	0.00	805,356.00	760,421.00	0.00	0.00	760,421.00
4	Postage & Telegram	423,903.00	0.00	0.00	423,903.00	450,006.00	0.00	0.00	450,006.00
5	Telephone, Fax & Internet Charges	1,547,245.00	0.00	0.00	1,547,245.00	1,196,860.00	0.00	0.00	1,196,860.00
6	Printing, Stationery & Consumable	1,174,379.00	0.00	0.00	1,174,379.00	5,410,823.00	0.00	0.00	5,410,823.00
7	Security Charges	23,309,468.00	0.00	0.00	23,309,468.00	22,183,974.00	0.00	0.00	22,183,974.00
8	Cost of Fuel (Vehicle/ Generator)	3,689,769.00	0.00	0.00	3,689,769.00	4,478,775.00	0.00	0.00	4,478,775.00
9	Membership & Contribution to	61,500.00	0.00	0.00	61,500.00	61,500.00	0.00	0.00	61,500.00
10	Legal & Professional Charges	340,666.00	0.00	0.00	340,666.00	1,103,165.00	0.00	0.00	1,103,165.00
11	Advertisement and Publicity	745,848.00	0.00	0.00	745,848.00	462,487.00	0.00	0.00	462,487.00
12	Newspaper, Magazines & Journals	212,746.00	0.00	0.00	212,746.00	292,616.00	0.00	0.00	292,616.00
13	Health Centre & Other Welfare	1,045,355.00	0.00	0.00	1,045,355.00	966,605.00	0.00	0.00	966,605.00
14	Bank Charges	90,370.73	789.00	0.00	91,159.73	24,196.00	3,832.00	0.00	28,028.00
15	Meeting Expenses	1,017,080.00	0.00	0.00	1,017,080.00	1,233,669.00	0.00	0.00	1,233,669.00
16	Selection Committee Expenses for	34,593.00	46,908.00	0.00	81,501.00	1,994,050.00	996,874.00	0.00	2,990,924.00
17	Labour charges, Daily Wages &	22,602,673.00	0.00	0.00	22,602,673.00	20,062,408.00	94,683.00	0.00	20,157,091.00
18	Other Charges of Adma. Academic	48,098.00	81,349.00	0.00	129,447.00	502,449.00	10,000.00	0.00	512,449.00
19	Misc./Other Administrative	3,514,254.00	20,000.00	0.00	3,534,254.00	2,366,471.00	0.00	0.00	2,366,471.00
20	House Keeping Charges	9,049,810.00	0.00	0.00	9,049,810.00	9,172,084.00	0.00	0.00	9,172,084.00
21	Networking	0.00	0.00	0.00	0.00	0.00	0.00	0.00	0.00
22	Accommodation Charges	204,743.00	0.00	0.00	204,743.00	113,621.00	0.00	0.00	113,621.00
23	Staff & Student Amenities	0.00	0.00	0.00	0.00	0.00	0.00	0.00	0.00
24	TA/DA/Honorarium to Staff &	5,030,655.00	0.00	0.00	5,030,655.00	5,244,356.00	22,205.00	0.00	5,266,561.00
25	Other Misc. Expenses	0.00	0.00	0.00	0.00	484,893.42	0.00	0.00	484,893.42
26	Community College Expenses- XII	0.00	34,941.00	0.00	34,941.00	0.00	0.00	0.00	0.00
27	Library Expenses	0.00	0.00	0.00	0.00	0.00	139,253.00	0.00	139,253.00
28	TEQIP Expenses	0.00	0.00	7,032,454.00	7,032,454.00	0.00	0.00	7,037,604.00	7,037,604.00
29	Staff Training Expenses	198,098.00	0.00	0.00	198,098.00	312,239.00	0.00	0.00	312,239.00
30	Guest House Expenses	36,774.00	0.00	0.00	36,774.00	81,790.00	0.00	0.00	81,790.00
	Total	94,554,515.73	183,987.00	7,032,454.00	101,770,956.73	96,548,040.42	1,266,847.00	7,037,604.00	104,852,491.42


FINANCE OFFICER


VICE-CHANCELLOR

ASSAM UNIVERSITY, SILCHAR

SCHEDULE 18 - TRANSPORTATION EXPENSES

(Amount in ₹)

PARTICULARS	CURRENT YEAR				PREVIOUS YEAR			
	Non Plan	XII Plan	TEQIP	Total	Non Plan	XII Plan	TEQIP	Total
1. Vehicles:								
a) Running Expenses		0.00	0.00	1,674,639.00	0.00	0.00	0.00	0.00
b) Repair & Maintenance	1,674,639.00	0.00	0.00	0.00	2,008,322.00	0.00	0.00	2,008,322.00
c) Insurance Expenses		0.00	0.00	0.00	0.00	0.00	0.00	0.00
2. Vehicle Taken on Rent	18,931,446.00	0.00	0.00	18,931,446.00	9,854,225.00	0.00	0.00	9,854,225.00
3. Vehicle Hiring Charges		0.00	0.00	0.00		0.00	0.00	0.00
TOTAL	20,606,085.00	0.00	0.00	20,606,085.00	11,862,547.00	0.00	0.00	11,862,547.00


FINANCE OFFICER


VICE-CHANCELLOR

SCHEDULE 19 - REPAIR & MAINTENANCE

(Amount in ₹)

PARTICULARS	CURRENT YEAR			PREVIOUS YEAR		
	Non Plan	XII Plan	Total	Non Plan	XII Plan	Total
Repair & Maintenance of:						
a) Building	0.00	10,408.00	10,408.00	0.00	917,394.00	917,394.00
b) Furniture & Fixture	0.00	0.00	0.00	125,513.00	0.00	125,513.00
c) Electricals	1,774,672.00	0.00	1,774,672.00	2,642,500.00	0.00	2,642,500.00
d) Office Equipment	2,582,707.00	0.00	2,582,707.00	1,218,630.00	0.00	1,218,630.00
e) Cleaning Material & Services	0.00	0.00	0.00	0.00	0.00	0.00
f) Estate	3,414,581.00	0.00	3,414,581.00	10,807,516.00	0.00	10,807,516.00
g) Computers	1,916,978.00	571,087.00	2,488,065.00	1,208,697.00	561,640.00	1,770,337.00
h) Misc. Repair	289,574.00	0.00	289,574.00	124,171.00	0.00	124,171.00
Total	9,978,512.00	581,495.00	10,560,007.00	16,127,027.00	1,479,034.00	17,606,061.00


FINANCE OFFICER


VICE-CHANCELLOR

ASSAM UNIVERSITY, SILCHAR

SCHEDULE 22: PRIOR PERIOD EXPENSES

(Amount in ₹)

PARTICULARS	CURRENT YEAR	PREVIOUS YEAR
a) Adjustments	0.00	902,298.00
Total	0.00	902,298.00


FINANCE OFFICER


VICE-CHANCELLOR

ASSAM UNIVERSITY, SILCHAR

SCHEDULE -23 : SIGNIFICANT ACCOUNTING POLICIES

1. BASIS FOR PREPARATION OF ACCOUNTS:

1.1. Assam University is a Central University established in 1994 under an Act of Parliament (Act XXIII of 1989). It is substantially funded by Government of India. The Accounts are prepared in accordance with the principles and procedures laid down by the Ministry of Human Resource Development, Government of India in the New Format of Accounts, prescribed for centrally funded educational institutions, on accrual basis, duly in compliance with applicable Uniform Accounting Standards (UAS).

2. REVENUE RECOGNITION AND ACCOUNTING:

2.1. All revenues and expenses are accounted for on accrual principle with necessary provisions for known liabilities except for the followings:

- (a) The Fee collected from the students are accounted for on cash basis;
- (b) The sale of admission forms are accounted for on cash basis;
- (c) Receipts of interest on House Building Advances are accounted for on recovery basis;
- (d) Interest on savings bank accounts are accounted for on cash basis; and
- (e) Expenditure on charges prepaid except subscription of journals, are accounted for on cash basis.

3. TRANSFER TO THE CAPITAL FUND:

- (a) Assets created out of Earmarked/Designated Funds where the ownership of such assets are vests with the University are accounted for by transferring the amount to the Capital Fund and correspondingly merged with the Fixed Assets of the University. Depreciation is charged at the rates applicable to the respective assets.

4. FIXED ASSETS AND DEPRECIATION:

- 4.1. Fixed Assets are stated at cost of acquisition including all direct expenses related to acquisition and installation. Depreciation is provided on the fixed assets under "Straight Line Method" (SLM) method at the rates prescribed by MHRD in new format of Account guidelines.
- 4.2. Fixed Assets of the University are acquired out of the Grants received from the Government of India. Grants utilized for acquisition of Fixed Assets are accounted for by transferring the amount to the Capital Fund and correspondingly merged with the Fixed Assets of the University.
- 4.3. Depreciation is provided for the whole year on additions during the year as per guidelines of MHRD.
- 4.4. In the Books of Accounts the cost of acquisition of assets is shown to its full value and the accumulated depreciation thereof is depicted separately.
- 4.5. As per guidelines of MHRD, the assets individual value of each of which is Rs.2000/- or less (except Library Books) are treated as Small Value Assets, 100% depreciation has been provided leaving a residual value of Re.1/- exhibited in the Schedule -4 : Fixed Assets in order to have physical verification.
- 4.6. Capital Works in Progress are stated at cost, incurred relating to assets in progress.
- 4.7. Depreciation on Tangible Fixed Assets is provided on Straight Line Method at the following rates:

Sl No.	Assets	Rate of Depreciation (in percentage)
1	Land	0
2	Buildings	2
3	Roads & Bridges	2
4	Tube Well & Water Supply	2
5	Sewerage & Drainage	2
6	Electrical Installation & Equipment	5
7	Plant & Machinery	5
8	Scientific & Laboratory Equipment	8
9	Office Equipment	7.5
10	Audio Visual Equipment	7.5
11	Computers & Peripherals	20

12	Furniture, Fixture & Fittings	7.5
13	Vehicles	10
14	Library Books & Scientific Journals	10
15	Campus Development	10
16	Others	10

5. INTANGIBLE ASSETS :

- 5.1. Software and E-Journals purchases are treated as Intangible Asset and depreciation at the rate 40%, as per guidelines provided in Schedule - 4: Fixed Assets.
- 5.2. Intangible Assets (Software) acquired on or before 31.03.2013 were shown and depreciated as "Computer/Peripherals". Because of difficulty in the identification as well as determining the depreciated value of these Intangible Assets, the Intangible Assets (Software) acquired before 31.03.2013 are still shown and depreciated as "Computer/Peripherals". But Intangible Assets (Software) acquired from 01.04.2013 are amortised as per the Accounting Policy.

6. INVENTORIES :

- 6.1. Inventories comprising of chemicals, glassware, stationery, consumables and other stores are treated as revenue expenditure. The value of Stock as on 31.03.2016 ascertained from the respective Departments excluded from the expenditure and the closing stock exhibited in Schedule - 7: Current Assets as per guidelines. Costs of inventories are determined on FIFO method of Inventory Valuation.

7. RETIREMENT BENEFITS :

- 7.1. Short term employee benefits are charged off in the year in which the related service is rendered.
- 7.2. Post-Employment Benefits in the form New Pension Scheme Fund are owned and managed by employees as members of these Fund. The University has no ownership on these funds. Retirement Benefits in the form of contribution to these funds are Defined Contribution Schemes and are charged to the Income & Expenditure Account as and when the contribution is due.

- 7.3. Other Post-Employment Benefits, other Long Term Benefits & Terminal Benefits are paid to the employees as and when it becomes due by charging the amount to the Income and Expenditure Account.
- 7.4. The Accounting Policy followed by the university as described above is not as per the Accounting Standard 15, "Employee Benefits" issued by the Institute of Chartered Accountants of India. The University should Actuarially determine and provide for liability in respect of these Employee Benefits. The reason for such departure is because the Assam University is situated in the North East Corner of India and there is neither any Actuarial services available in this part of India nor is any Actuary willing to come from other parts of India to do the valuation of Employee Benefits as required in the Accounting Standard- 15, "Employee Benefits". The financial effect of such departure is not ascertainable.

8. INVESTMENTS & ACCRUED INTEREST :

- 8.1. Long Term Investments are carried at cost.
- 8.2. Current Investments are carried at lower of cost or fair value.

9. GRANTS IN AID :

- 9.1. Grant to the extent utilized towards Capital Expenditure transferred to Schedule - 1: Corpus/ Capital Fund as per guidelines.
- 9.2. Grant to the extent utilized towards Revenue Expenditure transferred to Income and Expenditure as Income of the year.
- 9.3. Unutilized Capital Grant and Unutilized Revenue Grant are exhibited in the Current Liabilities & Provisions in Schedule - 3 as per guidelines.

10. INCOME TAX :

- 10.1. The Income of the University is exempted from Income Tax as per provisions of Section 10(23 C)(iiiab) of the Income tax Act, 1961. Hence no provision for income tax is made in the accounts.

11. FOREIGN CURRENCY TRANSACTIONS :

11.1. Transactions denominated in foreign currencies are recorded at the exchange rate prevailing on the date of transaction / GOC Rates / Bank Rates as the case may be.

12. RESEARCH ACTIVITIES :

12.1. The Research and Development Expenditure comprises all expenditure that is directly attributable to research or development activities or that can be allocated on a reasonable and consistent basis to such activities. Expenditure on Research and Development is recognized as an expense when it is incurred.

13. CONTINGENT LIABILITIES:

13.1. Liabilities, which are material and whose future outcome cannot be ascertained with reasonable certainty, are treated as contingent and disclosed by way of notes to the accounts.


FINANCE OFFICER


VICE CHANCELLOR

ASSAM UNIVERSITY, SILCHAR

SCHEDULE - 24 : CONTINGENT LIABILITIES AND NOTES TO ACCOUNTS

1. CONTINGENT LIABILITIES :

- 1.1 Letter of Credit established by the Bank on behalf of the University and outstanding as on 31.3.2016 is NIL.
- 1.2 No demand has so far been received from the local authorities for the University Staff Quarters and hence no provision was made in the accounts.
- 1.3 Claims against the University not acknowledged as debt is Nil.
- 1.4 Suits filed against the University are pending in various Hon'ble Courts. Financial liability, if any, in these cases are not ascertainable.

2. INFORMATION RELATING TO THE CAPACITY AND CAPABILITY OF ASSAM UNIVERSITY:

- 2.1 The information relating to the capacity and capability of Assam University are presented in the Annual Report of the University.

3. FIXED ASSETS:

- 3.1 Additions made in the year to Fixed Assets out of UGC Grant exhibited in Schedule - 4. The Assets have been set up by credit to Capital Fund as per guideline.
- 3.2 Fixed Assets purchased out of project funds have not been included in Schedule - 4, since the ownership of the property remain with sponsors.

4. PATENTS:

- 4.1 No expenditure incurred towards patent rights during 2015-16.

5. DEPOSIT LIABILITIES :

- 5.1 No unclaimed deposit amount pending more than three years credited to Misc. Income during 2015-16.

6. EXPENDITURE IN FOREIGN CURRENCY:

- 6.1 All foreign currency transactions are recorded in the reporting currency by applying to the foreign currency amount at the exchange rate prevailing on the date of settlement.

7. CURRENT ASSETS, LOANS, ADVANCES AND DEPOSITS:

- 7.1 In ordinary course, the Current Assets, Loans, Advances and Deposits have a value on realization equal to the aggregate amount shown in the Balance Sheet.
- 7.2 Accounting Standards-12 (AS-12) is mainly applicable for profit making organizations and applicability of AS-12 to a Central fully Grant-in-aided University like Assam University is not in line. However, ultimately charging depreciation in the Income & Expenditure Account and carrying forward the balance of Income & Expenditure Account to Capital Fund Account will provide the same result.
- 7.3 The details of balances in the Savings Bank Accounts with the Banks are enclosed as "Annexure A" to the Schedule of Current Assets.
- 7.4 Previous years' figures have been re-grouped and re-classified wherever necessary to make them comparable and compactable with those of the Current Year.
- 7.5 Figures in the final accounts have been rounded off to the nearest rupee as per guidelines.
- 7.6 Schedules 1 to 24 are annexed to and form an integral part of the Balance Sheet at 31st March, 2016 and the Income & Expenditure account for the year ended on that date.

8. NEW PENSION FUND:

- 8.1 As the Provident Fund Accounts and the New Pension Scheme Account are owned by the members of this fund and not by the University, these accounts were separated from the University's Accounts. A Receipt & Payment Account, an Income & Expenditure Account and the Balance Sheet of the Provident Fund Accounts and the New Pension Scheme for the year 2015-16 have been prepared and appended in the Annual Statement of Accounts of the University for 2015-16 as per guidelines.


FINANCE OFFICER


VICE CHANCELLOR

ASSAM UNIVERSITY, SILCHAR
RECEIPT AND PAYMENT ACCOUNT FOR THE YEAR ENDED 31st March, 2016.

(Amount in ₹)

Annexure	RECEIPTS		CURRENT YEAR	PREVIOUS YEAR	Annexure	PAYMENTS		CURRENT YEAR	PREVIOUS YEAR
	I. Opening Balances					I. Expenses			
	a) Bank Balances	396,992,271.12		356,893,853.66		a) Establishment Expenses		622,523,323.00	634,741,412.00
	b) Cash Balances	10,979.00	397,003,250.12	186,173.00		b) Academic Expenses		44,540,260.00	43,894,775.70
						c) Administrative Expenses		83,312,305.73	85,530,544.42
						d) Transportation Expenses		23,487,863.00	0.00
						e) Repairs & Maintenance		9,197,022.00	16,004,661.00
						f) Prior period Expenses		-1,903,061.00	-242,120.00
						g) TEQIP Expenses		6,055,049.00	5,799,948.00
A	II. Grant Received					II. Payments against Earmarked/ Endowment Funds		111,864.00	654,363.00
	a) From Government of India		1,041,679,500.00	828,998,000.00					
B	III. Academic Receipts		91,755,964.28	78,293,528.00		III. Payment against Sponsored Projects/ Schemes		55,185,656.88	27,589,499.72
	IV. Receipts against Earmarked/ Endowment Funds		6,353,708.00	5,329,904.00		IV. Fellowships/Scholarships			
	V. Receipts against Sponsored Projects/ Schemes		97,292,608.88	1,455,434.00		VI. Term Deposits with Scheduled Banks		141,300,000.00	100,000,000.00
	VI. Receipts against Sponsored Fellowships and Scholarships				E	VII. Expenditure on Fixed Assets and Capital Works-in-Progress			
	VII. Income on Investments from					a) Fixed Assets		76,807,525.00	103,909,294.64
	a) Earmarked/Endowment Funds		475,971.65	425,064.83					
	b) Other investment		871,335.00		F	VIII. Other Payments including Statutory Payments		118,260,322.40	3,319,945.00
C	VIII. Interest Received on								
	a) Bank Deposits		8,538,925.00	6,008,586.00		X. Deposits and Advances		67,572,968.00	62,896,195.00
	b) Savings Bank Accounts								
	X. Term Deposits with Scheduled bank Encashed		102477304.75	-		XI. Other Payments		0.00	25,000.00
	XI. Other Income (including Prior Period Income)		3,873,084.34	5408750.00					
	XII. Deposits and Advances		61,137,734.00	31548929.29		XII. Closing Balances			
D	XIII. Miscellaneous Receipts including Statutory Receipts		41,043,076.00	76,042,032.82		a) Bank Balances	585,023,835.05		396,992,271.12
	XIV. Any Other Receipts		1,207.00	18627.00		b) Cash in hand	28,655.00	585,052,490.05	10,979.00
	TOTAL		1,851,903,388.08	1,394,608,862.60		TOTAL		1,851,903,388.08	1,394,608,862.60


FINANCE OFFICER


VICE-CHANCELLOR

ASSAM UNIVERSITY, SILCHAR

ANNEXURE FORMING PART OF THE RECEIPTS AND PAYMENTS ACCOUNT

ANNEXURE A : Grants-in-aid

(Amount in ₹)

PARTICULARS	
a) Grants from UGC - XII Plan	277,380,000.00
b) Grants from UGC - XI Plan	0.00
c) Grants from UGC - OBC	0.00
d) Grants from UGC - TEQIP	16,095,000.00
d) Grants from UGC - Non Plan	616,421,000.00
e) Prior Period Grant- Non Plan	89,683,000.00
f) PMMMNMTT Grant from MHRD	41,500,000.00
Total	1,041,079,000.00


FINANCE OFFICER


VICE-CHANCELLOR

ASSAM UNIVERSITY, SILCHAR

ANNEXURE FORMING PART OF THE RECEIPTS AND PAYMENTS ACCOUNT

ANNEXURE B: Academic Receipts

(Amount in ₹)

PARTICULARS	Non-plan	Diphu Campus	SOT	TOTAL
a) Academic Fees	18,467,384.00	11,472,822.00	82,150.00	30,022,356.00
b) Computer Fee	1,067,365.00	0.00	0.00	1,067,365.00
c) Sale of Forms & Prospectus, etc.	5,256,270.00	0.00	0.00	5,256,270.00
d) Examination Fees	46,554,993.28	0.00	0.00	46,554,993.28
e) Tuition Fee	8,855,000.00	0.00	0.00	8,855,000.00
f) Convocation Receipts	0.00	0.00	0.00	0.00
TOTAL	80,201,012.28	11,472,822.00	82,150.00	91,755,984.28


FINANCE OFFICER


VICE-CHANCELLOR

ASSAM UNIVERSITY, SILCHAR

ANNEXURE FORMING PART OF THE RECEIPTS AND PAYMENTS ACCOUNT

ANNEXURE C: Interest Earned

(Amount in ₹)

PARTICULARS	
a) Interest Earned on Flexi Deposits	
b) Interest Earned on Savings Account	8,538,926.00
c) Interest Earned on Term Deposits	
Total	8,538,926.00


FINANCE OFFICER


VICE-CHANCELLOR

ASSAM UNIVERSITY, SILCHAR

ANNEXURE FORMING PART OF THE RECEIPTS AND PAYMENTS ACCOUNT

ANNEXURE D : MISCELLANEOUS RECEIPTS INCLUDING STATUTORY RECEIPTS

(Amount in ₹)

PARTICULARS	Amount
1 Alumni Association Fund	340,500.00
2 HBA Recovery for the month of March 2015	77,479.00
3 Hostel Caution Money Fund	182,390.00
4 Insurance Claim Payable	16,960.00
5 Outstanding Liability for Taxes-VAT	228,555.00
6 Students Caution Money Fund	500,700.00
7 Suspense A/c. -CPF Diphu	82,954.00
8 Hostel Maintenance Fund	34,476.00
9 Other Current Liabilities	15,789,596.00
10 Suspense A/c. -GPF Diphu	50,000.00
11 Course Fee Fund	16,254,337.00
12 Students Aid Fund	651,025.00
13 Security Deposits from Contractors/ Supplier	1,803,919.00
14 Outstanding liabilities for Cess	119,073.00
15 Deptt. Development Fund	2,215,000.00
16 Other Income/ Receipts	2,383,126.00
Interest earned on PMMMNMTT Grant	312,986.00
TOTAL	41,043,076.00


FINANCE OFFICER


VICE-CHANCELLOR

ASSAM UNIVERSITY, SILCHAR

ANNEXURE FORMING PART OF THE RECEIPTS AND PAYMENTS ACCOUNT

ANNEXURE E : Fixed Assets

(Amount in ₹)

PARTICULARS	TOTAL
a) Mobilise Resource Fund	2,744,916.00
b) NLCPR	0.00
c) Non-plan	1,169,062.00
d) Plan	71,877,923.00
e) School of Technology (SOT)	22,824.00
f) OBC	0.00
g) Diphu Campus	153,268.00
h) TEQIP	0.00
i) Course Fee Fund	839,532.00
TOTAL	76,807,525.00


FINANCE OFFICER


VICE-CHANCELLOR

ASSAM UNIVERSITY, SILCHAR

ANNEXURE FORMING PART OF THE RECEIPTS AND PAYMENTS ACCOUNT

ANNEXURE F : Other Payments including Statutory Payments

(Amount in ₹)

PARTICULARS		Amount
1	Imprest Account	134,952.00
2	Scholarship-Diphu	3,833,697.00
3	Outstanding Liabilities for Taxes-ITO	441,636.00
4	Magazine fee Fund	9,960.00
5	Hostel Development Fund	228,157.00
6	Outstanding other Liabilities	55,392,753.68
7	Other Expenditure	58,219,166.72
Total		118,260,322.40


FINANCE OFFICER



VICE-CHANCELLOR

ASSAM UNIVERSITY, SILCHAR
GENERAL PROVIDENT FUND ACCOUNT
BALANCE SHEET AS ON 31st MARCH 2016

(Amount in ₹)

Liabilities	Current year	Previous year	Assets	Current year	Previous year
Fund Account:			Closing Balance		
Opening Balance	90,380,390.88	88,051,534.88	1) Savings Bank	4,074,521.09	6,777,292.09
Add,			2) Investment in TDR and	110,508,507.00	102,508,507.00
Subscription and recovery of advance	20,184,670.00	19,864,070.00	Interest on Investment		
Remittance from other Orgn.	101,894.00	0.00	Accrued but not due	46,283,524.00	36,487,858.00
Interest credited to Members A/c.	12,420,424.00	0.00	Receivable from NPS A/c.	75,085.00	75,085.00
TOTAL	123,087,378.88	107,915,604.88			
Less,					
Advances	1750000	1374000			
Withdrawal	10994000	9848800			
Final Payments	2573597	6312414			
Remittance to Other Orgn.	0.00	0.00			
Balance	107,769,781.88	90,380,390.88			
Current liabilities	48,068.00	48,068.00			
Interest Reserve	55,420,283.21	45,697,281.21			
Add Income over expenditure as per Income & Expenditure A/c.	(2,296,496.00)	9,723,002.00			
TOTAL	160,941,637.09	145,848,742.09	TOTAL	160,941,637.09	145,848,742.09


FINANCE OFFICER


VICE-CHANCELLOR

ASSAM UNIVERSITY, SILCHAR

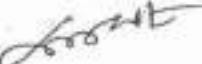
GENERAL PROVIDENT FUND ACCOUNT

INCOME & EXPENDITURE ACCOUNT FOR THE YEAR ENDED 31st MARCH 2016

(Amount in ₹)

Expenditure	Current Year	Previous Year	Income	Current year	Previous Year
Interest credited to members Account	0.00	0.00	Interest on Savings Account	328,417.00	262,932.00
Bank Charges	155.00	0.00	Interest Accrued but not due	9,795,666.00	9,460,000.00
interest Credited to Members A/c.	12,420,424.00		Interest on Investments	0.00	0.00
Transfer to CPF	0.00	0.00			
	12,420,579.00	0.00	Sundry Receipts		70.00
Excess of Income over expenditure transferred to Interest Reserve	(2,296,496.00)	9,723,002.00			
TOTAL	10,124,083.00	9,723,002.00	TOTAL	10,124,083.00	9,723,002.00


FINANCE OFFICER


VICE-CHANCELLOR

ASSAM UNIVERSITY, SILCHAR


GENERAL PROVIDENT FUND ACCOUNT

RECEIPTS & PAYMENTS ACCOUNT FOR THE YEAR ENDED 31st MARCH 2016

(Amount in ₹)

Receipts	Current year	Previous year	Payments	Current year	Previous year
Opening Balance:					
Savings Bank Balance	6,777,292.09	4,301,019.09	GPF Advance	1,750,000.00	1,374,000.00
Investments	102,508,507.00	102,508,507.00	GPF Withdrawal	10,994,000.00	9,848,800.00
	20,184,670.00	19,765,000.00	GPF Final Payment	2,573,597.00	6,312,414.00
Subscription and Recovery of Advance			Bank Charges	155.00	0.00
Remittance from other org.	101,894.00	0.00	Misc. Receipt		40,500.00
Interest on Savings Account	328,417.00	262,932.00	Closing Balance:		
Sundry Receipt	0.00	24,055.00	Savings Bank Balance	4,074,521.09	6,777,292.09
			Investment in Term Deposits	110,508,507.00	102,508,507.00
TOTAL	129,900,780.09	126,861,513.09	TOTAL	129,900,780.09	126,861,513.09


FINANCE OFFICER


VICE-CHANCELLOR

ASSAM UNIVERSITY, SILCHAR
CONTRIBUTORY PROVIDENT FUND ACCOUNT
BALANCE SHEET YEAR ENDED 31st MARCH 2016

(Amount in ₹)

Liabilities	Current year	Previous year	Assets	Current year	Previous year
Fund Account:			Investment in Term Deposits & RBI Bonds	38,000,000.00	35,000,000.00
Opening Balance	26,190,723.78	28,942,957.78	Balance in Savings Bank	1,346,514.83	1,277,250.83
Add:			Interest on Investment Accrued but not due	13,690,667.00	10,386,667.00
Subscription and Recovery of Advance	2,099,020.00	2,438,560.00			
University's Contribution	0.00	943,644.00			
Interest Credited to Members A/c.	2,946,889.00	0.00			
Excess contribution to be adjusted	0.00	11,266.00			
TOTAL	31,236,632.78	32,336,427.78	Receivable from GP Fund	37,000.00	37,000.00
Less, Advance, Withdrawal & Final Payments	0.00	6,145,704.00	Employer's Share Receivable	0.00	876,504.00
Balance	31,236,632.78	26,190,723.78			
Interest Reserve:					
Opening Balance -	21,386,698.05	0.00			
Add, Excess of income over expenditure during the year-	450,851.00	21,837,549.05			
TOTAL	53,074,181.83	47,577,421.83	TOTAL	53,074,181.83	47,577,421.83


FINANCE OFFICER


VICE-CHANCELLOR

ASSAM UNIVERSITY, SILCHAR
CONTRIBUTORY PROVIDENT FUND ACCOUNT
INCOME & EXPENDITURE ACCOUNT FOR THE YEAR ENDED 31st MARCH 2016

(Amount in ₹)

Expenditure	Current Year	Previous Year	Income	Current Year	Previous Year
Bank Charges	0.00	0.00	Interest on Investment	0.00	0.00
Interest Credited to Members Account	2,946,889.00	0.00	Interest on Savings Account	93,740.00	177,893.00
Excess of Income over Expenditure transferred to Interest Reserve	450,851.00	3,462,893.00	Interest Accrued on Investments	3,304,000.00	3,285,000.00
TOTAL	3,397,740.00	3,462,893.00	TOTAL	3,397,740.00	3,462,893.00


FINANCE OFFICER


VICE-CHANCELLOR

ASSAM UNIVERSITY, SILCHAR

CONTRIBUTORY PROVIDENT FUND ACCOUNT

RECEIPTS & PAYMENTS ACCOUNT FOR THE YEAR ENDED 31-03-2016

(Amount in ₹)

Receipts	Current year	Previous year	Payments	Current year	Previous year
Opening Balance:			CPF final Payment	0.00	4,945,704.00
Savings Balance	1,277,250.83	4,739,361.83			
Investment	35,000,000.00	35,000,000.00	CPF Withdrawal	0.00	1,200,000.00
Subscription and Recovery of Advance	2,099,020.00	2,438,560.00	CPF Advance	0.00	0.00
University's Contribution	0.00	67,140.00	Bank Charges	0.00	0.00
Interest on TDR	0.00	0.00	Closing Balance:		
Interest on Savings Account	93,740.00	177,893.00	Savings Bank Balance	1,346,514.83	1,277,250.83
University Contribution Receivable	876,504.00	0.00	Investment in Term Deposits	38,000,000.00	35,000,000.00
TOTAL	39,346,514.83	42,422,954.83	TOTAL	39,346,514.83	42,422,954.83


FINANCE OFFICER


VICE-CHANCELLOR

ASSAM UNIVERSITY, SILCHAR**NEW PENSION SCHEME ACCOUNT****BALANCE SHEET AS ON 31st MARCH 2016****(Amount in ₹)**

Liabilities	Current year	Previous year	Assets	Current year	Previous year
Fund Account:			Investment: in Term Deposits	41,456,837.00	27,673,136.00
Opening Balance	39,059,993.00	200,796,807.00	Current Assets		
Add:			Interest on Investment Accrued	629,851.00	1,676,864.00
Subscription from Members	30,694,743.00	24,290,016.00	Cash at Bank	7,779,700.30	12,938,051.00
Contribution from University	30,583,889.00	24,388,044.00	Subscriptions receivable from GPF	2,128.00	2,128.00
TOTAL	100,338,625.00	249,474,867.00			
Less: Adjustment	57,286,050.00	210,389,874.00			
Less: Adjustment for Suspense	0.00	25,000.00			
TOTAL	43,052,575.00	39,059,993.00			
Misc. Suspense Receipt	75,075.00	75,085.00			
Reserve & Surplus	3,155,101.00	0.00			
Excess Contribution from University to be adjusted	3,585,765.30	3,155,101.00			
TOTAL	49,868,516.30	42,290,179.00	TOTAL	49,868,516.30	42,290,179.00


FINANCE OFFICER


VICE-CHANCELLOR

ASSAM UNIVERSITY, SILCHAR

NEW PENSION SCHEME ACCOUNT

INCOME & EXPENDITURE ACCOUNT FOR THE YEAR ENDED 31st MARCH 2016

(Amount in ₹)

Expenditure	Current Year	Previous Year	Income	Current Year	Previous Year
Bank Charges	0.00	0.00	Interest on Savings Account	849,140.00	605,871.00
Final Payment	0.00	167,259.00	Interest on Investments	2,106,837.00	1,671,760.00
Bank Charges	62.70	0.00	Interest on Investments accrued	629,851.00	1,044,668.00
Income over expenditure transferred to Fund A/c	3,585,765.30	3,155,101.00	Misc. Receipt	0.00	61.00
TOTAL	3,585,828.00	3,322,360.00	TOTAL	3,585,828.00	3,322,360.00


FINANCE OFFICER


VICE-CHANCELLOR

ASSAM UNIVERSITY, SILCHAR**NEW PENSION SCHEME ACCOUNT****RECEIPTS & PAYMENTS ACCOUNT FOR THE YEAR ENDED 31st MARCH 2016**

(Amount in ₹)

Receipts	Current Year	Previous Year	Payments	Current Year	Previous Year
Opening Balance:					
			Transfer to NPS Trust A/c - Axis Bank	57,286,050.00	53,107,161.00
Savings Bank A/c- Axis Bank	419,689.00	3,291,275.00			
Savings Bank A/c-UCO Bank	12,518,362.00	245,826.00	Final Payment		167,259.00
Investment	27,673,136.00	193,548,055.00	Misc. Payment	10.00	0.00
			Bank Charges	62.70	0.00
Subscriptions from Members	30,694,743.00	24,290,016.00	Closing Balance:		
Contribution from University	30,583,889.00	24,388,044.00	Savings Bank A/c., Axis Bank	1,059,474.00	419,689.00
Misc. Receipt		50,146.00	Savings Bank A/c., UCO Bank	6,720,226.30	12,518,362.00
Interest on Investment	0.00	0.00	Investment in Term Deposits	37,673,136.00	193,548,055.00
Interest on Savings Bank Account	849,140.00	605,871.00			
Encashment of TDR		13,341,293.00			
TOTAL	102,738,959.00	259,760,526.00	TOTAL	102,738,959.00	259,760,526.00


FINANCE OFFICER


VICE-CHANCELLOR

