

असम विश्वविद्यालय, शिलचर

(संसद के अधिनियम XXIII वर्ष 1989 के अन्तर्गत एक केन्द्रीय विश्वविद्यालय)

ASSAM UNIVERSITY, SILCHAR

(A CENTRAL UNIVERSITY CONSTITUTED UNDER THE ACT XXIII OF 1989)



लेखा-परीक्षा प्रतिवेदन एवं वार्षिक लेखा

वर्ष 2014-15 के लिए

AUDIT REPORT & ANNUAL ACCOUNTS

For the year 2014-15

नोट : प्रस्तुत प्रतिवेदन मूलरूप से अंग्रेजी में लिखित वार्षिक लेखा का हिन्दी अनुवाद है। यदि कोई विसंगति परिलक्षित होती है तो अंग्रेजी में लिखित प्रतिवेदन मान्य होगा।



***SEPARATE AUDIT REPORT ON THE
ACCOUNTS OF THE ASSAM UNIVERSITY, SILCHAR***

FOR THE YEAR 2014-2015

Separate Audit Report of the Comptroller & Auditor General of India on the Accounts of the Assam University, Silchar for the year ended 31 March 2015.

We have audited the attached Balance Sheet of the Assam University, Silchar as at 31 March 2015, the Income and Expenditure Account and Receipts and Payments Account for the year ended on that date under Section 19(2) of the Comptroller and Auditor General's (Duties, Powers and Conditions of Service) Act, 1971 read with Section 31(1) of Assam University Act, 1989. These financial statements include the accounts of two units of the University. These financial statements are the responsibility of the University's Management. Our responsibility is to express an opinion on these financial statements based on our audit.

2. This separate Audit Report contains the comments of the Comptroller and Auditor General of India (CAG) on the accounting treatment only with regard to classification, conformity with the best accounting practices, accounting standards and disclosure norms, etc. Audit observations on financial transactions with regard to compliance with the Law, Rules & Regulations (Propriety and Regularity) and efficiency-cum-performance aspects, etc., if any, are reported through Inspection Reports/CAG's Audit Reports separately.

3. We have conducted our audit in accordance with auditing standards generally accepted in India. These standards require that we plan and perform the audit to obtain reasonable assurance about whether the financial statements are free from material misstatements. An audit includes examining, on a test basis, evidence supporting the amounts and disclosures in the financial statements. An audit also includes assessing the accounting principles used and significant estimates made by the Management, as well as evaluating the overall presentation of financial statements. We believe that our audit provides a reasonable basis for our opinion.

4. Based on our audit, we report that :

- i.* We have obtained all the information and explanations, which to the best of our knowledge and belief were necessary for the purpose of our audit;
- ii.* The Balance Sheet and Income and Expenditure Account/Receipt and Payment Account dealt with by this report have been drawn up in the format prescribed by the Ministry of Human Resource Development, Government of India vide order No. 29-4/2012-FD dated 17 April 2015.
- iii.* In our opinion, proper books of accounts and other relevant records have been maintained by the Assam University, Silchar as required under

Section 31(1) of the Assam University Act, 1989 in so far as it appears from our examination of books.

iv. We further report that

A. Balance Sheet

1.1 Liabilities

1.1.1 Current Liabilities and Provisions (Schedule 3) : ₹ 77.98 crore

The above amount had been arrived at after adjusting negative balances totaling to ₹ 6.81 crore under Students Co-curricular fund (₹ 2.89 lakh), Hostel maintenance fund (₹ 2.94 lakh), Model Study Fee Fund (₹ 0.05 lakh) and OBC grant (₹ 675.52 lakh). As the amount was recoverable/receivable from respective agencies, the same should have been shown under Loans, Advances & Deposits.

This exhibition of minus balances had resulted in understatement of Current Liabilities and Provisions as well as Loans, Advances & Deposits by ₹ 6.81 crore.

1.2 Assets :

1.2.1 Loans, Advances & Deposits (Schedule-8) : ₹ 32.60 crore

The above head had been overstated by ₹ 3.75 crore as advance (₹ 3.10 crore) paid to CPWD for construction of four civil works at Diphu Campus and advance of ₹ 0.65 crore paid for subscribing print journals had not been capitalised despite completion of the works by CPWD in between November 2008 and October 2009 and receipt of print journals by March 2015.

This had also resulted in understatement of Fixed Assets by an equal amount.

Further, it had resulted in short provision of Depreciation of ₹ 0.44 crore as the above amounts were not capitalized and this had further resulted in overstatement of Excess of Income over Expenditure by same amount for the year 2014-15.

B. Income and Expenditure Account

2.1 Expenditure

2.1.1 Other Expenses (Schedule-21) : Nil

The amount of Loans, Advances & Deposits included ₹ 2.70 lakh shown as recoverable towards Education loans and ₹ 5.51 lakh being the amount of excess expenditure incurred on 10 projects shown as recoverable from project sanctioning authorities, which were pending for recovery for more than 3 years. Since prospect of recovery is remote, the matter may be reviewed and necessary provision for Bad & Doubtful debts should have been made.

C. General

3.1 Current Liabilities & Provisions included an amount of ₹ 1.55 crore (sub-schedule-3A item no: 77) as Misc-Suspense Receipts. Out of which, ₹ 76.08 lakh remained unadjusted for more than one year and ₹ 6.51 lakh remained unadjusted for more than two years. The University needs to identify the source and purposes of receipts of amount lying under Misc-Suspense Receipts Head.

3.2 Rule 215 (3) of GFR stipulates that while the project or schemes are ongoing, the assets created or acquired out of those sponsored projects funds should be disclosed specifically as regards their holding and using such assets in the 'Notes on Accounts'.

Since 2005-06, the University did not disclose total Nos. of project/scheme closed while assets valuing ₹ 39.76 lakh only had been shown (Schedule-4E) since March 2004, though during the period April 2005 to 31st March 2015 the University had created Fixed Assets of ₹ 13.76 crore out of grants received under 149 sponsored projects/schemes. Further, 5 projects out of 149, were completed and assets of ₹ 69.24 lakh had been created. Despite mention in earlier year's Management Letter, the University had not disclosed the possession of assets valuing ₹ 13.76 crore against sponsored projects/schemes in schedule-24 – 'Notes on Accounts'.

3.3 As per Notes and Instructions for compilation of financial statements of Central Higher Educational Institutes issued by the MHRD on new format of accounts, provisions for liabilities on actuarial valuation basis towards the amount payable on gratuity, pension (including family pension) and accumulated leave encashment to the employees on death/retirement are to be made in the accounts. In departure therefrom, the University had not provided any liabilities on the above grounds.

D. Grants-in-aid

The University is mainly financed by the grants received from the Government of India. During the year (2014-15) the University had received total grants of ₹ 8039.98 lakh (Plan ₹ 2945.40 lakh including receivable grants of ₹ 500.75 lakh and Non-plan grant ₹ 5094.58 lakh including receivable grant of ₹ 1459.95 lakh of previous year). Out of the total grants (₹ 8039.98 lakh) the University had spent ₹ 7375.19 lakh (Plan ₹ 1560.70 lakh and Non-plan ₹ 5814.49 lakh) leaving an overall unspent balance of ₹ 664.79 lakh (Plan ₹ 1384.70 lakh and Non-plan ₹ (-) 719.91 lakh).

Besides above the University had also received grants of ₹ 250.00 lakh under TEQIP and ₹ 703.00 lakh under Academic & Research collaboration

between Queen's University Belfast & North Eastern Region Institution. The University had spent ₹ 76.00 lakh only under the TEQIP head leaving an unspent balance of ₹ 174.00 lakh at the end of 2014-15 and no expenditure was incurred against the fund of Academic & Research collaboration between Queen's University Belfast & North Eastern Region Institution.

G Net Effect

The net impact of the comments given in the preceding paragraphs is that the Assets and Liabilities in main Balance Sheet had been understated by ₹ 6.81 crore as at 31 March 2015 and the excess of Income over expenditure was overstated by ₹ 0.44 crore for the year ended 31 March 2015.

H Management Letter

Deficiencies which have not been included in the Audit Report have been brought to the notice of the Vice Chancellor, Assam University, through a management letter, issued separately for remedial/corrective action.


v. Subject to our observations in the preceding paragraphs, we report that the Balance Sheet, Income and Expenditure Account and Receipts and Payments Account dealt with by this report are in agreement with the books of accounts.

vi. In our opinion and to the best of our information and according to the explanations given to us, the said financial statements read together with the Accounting Policies and Notes on Accounts, and subject to the significant matters stated above and other matters mentioned in Annexure to this Audit Report, give a true and fair view in conformity with accounting principles generally accepted in India.

- a. in so far as it relates to the Balance Sheet, of the state of affairs of the Assam University, Silchar as at 31 March 2015 and
- b. in so far as it relates to Income and Expenditure Account of the surplus for the year ended on that date.

For and on behalf of the C&AG of India

Place : Kolkata
Date : 22.09.2015


(A. Roychoudhury)
Director General of Audit
Central :: Kolkata

Annexure

1. Adequacy of Internal Audit System :

- 1.1 The post of the Internal Audit officer was vacant throughout the year.
- 1.2 Internal Audit functioned under the control of Finance Officer, not under head of the University.
- 1.3 Internal Audit did not follow any written programme.
- 1.4 There is no adequate follow up action taken for Internal Audit report.

2 Adequacy of Internal Control System :

- 2.1 University did not use accounting manual.
- 2.2 The head of accounts of University were not codified.
- 2.3 All purchases were not made through Purchase Department.

3 Physical Verification of Assets :

University had not conducted Physical Verification of Asset since 2011-12.

4 Statutory Liabilities

The University had not disposed of CEST (Service Tax) amounting to ₹ 1.72 lakh.

ASSAM UNIVERSITY, SILCHAR

(A CENTRAL UNIVERSITY CONSTITUED UNDER ACT XXIII OF 1989)



ANNUAL ACCOUNTS FOR THE YEAR 2014-15

*(PREPARED AS PER THE NEW FORMAT PRESCRIBED BY THE MHRD-
APPLICABLE FROM 2014-15)*

ASSAM UNIVERSITY, SILCHAR

ANNUAL ACCOUNTS 2014-15

INDEX

Sl. No.	SCHEDULES	PARTICULARS	PAGE NO.
1.	BALANCE SHEET		1
2.	INCOME & EXPENDITURE ACCOUNT		2
3.	SCHEDULE- 1	: CORPUS/ CAPITAL FUND	3
4.	SCHEDULE- 2	: DESIGNATED/ EARMARKED/ ENDOWMENT FUNDS	4-5
5.	SUB SCHEDULE- 2A	: DETAILS OF ENDOWMENT FUND	6-7
6.	SCHEDULE- 3	: CURRENT LIABILITIES & PROVISIONS	8-9
7.	SUB SCHEDULE- 3A	: SPONSORED PROJECTS	10-22
8.	SUB SCHEDULE- 3B	: SPONSORED FELLOWSHIPS & SCHOLARSHIPS	23
9.	SUB SCHEDULE- 3C	: UN-UTILISED GRANTS	24-27
10.	SCHEDULE- 4	: FIXED ASSETS	28
11.	SUB SCHEDULE- 4A	: FIXED ASSETS –PLAN	29
12.	SUB SCHEDULE- 4B	: FIXED ASSETS- XII PLAN	30
13.	SUB SCHEDULE- 4C	: FIXED ASSETS- NON-PLAN	31

14.	SUB SCHEDULE -4D	: FIXED ASSETS- MOBILISED RESOURCE FUND	32
15.	SUB SCHEDULE -4E	: FIXED ASSETS- SPONSORED PROJECTS	33
16.	SUB SCHEDULE -4F	: FIXED ASSETS- DIPHU CAMPUS	34
17.	SUB SCHEDULE -4G	: FIXED ASSETS- SCHOOL OF TECHNOLOGY	35
18.	SUB SCHEDULE -4H	: FIXED ASSETS- OBC	36
19.	SUB SCHEDULE -4 I	: FIXED ASSETS- NLCPR	37
20.	SUB SCHEDULE -4J	: FIXED ASSETS- COURSE FEE FUND	38
21.	SUB SCHEDULE -4K	: FIXED ASSETS- TEQIP	39
22.	SCHEDULE- 5	: INVESTMENTS: EARMARKED/ENDOWMENT FUNDS	40
23.	SUB SCHEDULE -5A	: INVESTMENT- PENSION FUND	41
24.	SUB SCHEDULE -5B	: INVESTMENT- MOBILISED RESOURCE FUND	41
25.	SUB SCHEDULE -5C	: INVESTMENT- ENDOWMENT FUNDS	42-43
26.	SCHEDULE- 6	: INVESTMENT- OTHERS	44
27.	SUB SCHEDULE - 6A	: INVESTMENT- PLAN FUND	45
28.	SUB SCHEDULE - 6B	: INVESTMENT- XII PLAN FUND	46
29.	SUB SCHEDULE - 6C	: INVESTMENT- NON-PLAN FUND	47
30.	SUB SCHEDULE - 6D	: INVESTMENT- HOSTEL FUND	47

31.	SUB SCHEDULE - 6E	: INVESTMENT- DIPHU CAMPUS FUND	47
32.	SUB SCHEDULE - 6F	: INVESTMENT- PROJECTS FUND	48
33.	SUB SCHEDULE - 6G	: INVESTMENT- OBC FUND	48
34.	SUB SCHEDULE - 6H	: INVESTMENT- NLCPR FUND	48
35.	SUB SCHEDULE - 6 I	: INVESTMENT- CAUTION MONEY FUND	48
36.	SCHEDULE- 7	: CURRENT ASSETS	49-52
37.	SCHEDULE- 8	: LOANS, ADVANCES & DEPOSITS	53
38.	SCHEDULE- 9	: ACADEMIC RECEIPTS	54
39.	SCHEDULE- 10	: GRANTS/ SUBSIDIES	55
40.	SCHEDULE- 11	: INCOME FROM INVESTMENTS	56
41.	SCHEDULE- 12	: INTEREST EARNED	57
42.	SCHEDULE- 13	: OTHER INCOME	58
43.	SCHEDULE- 14	: PRIOR PERIOD INCOME	59
44.	SCHEDULE- 15	: STAFF PAYMENT & BENEFITS	60
45.	SCHEDULE- 16	: ACADEMIC EXPENSES	61
46.	SCHEDULE- 17	: ADMINISTRATIVE & GENERAL EXPENSES	62
47.	SCHEDULE- 18	: TRANSPORTATION EXPENSES	63

48.	SCHEDULE- 19	: REPAIR & MAINTENANCE	64
49.	SCHEDULE- 22	: PRIOR PERIOD EXPENSES	65
50.	SCHEDULE- 23	: SIGNIFICANT ACCOUNTING POLICIES	66-69
51.	SCHEDULE- 24	: CONTINGENT LIABILITIES AND NOTES TO ACCOUNTS	70-71
52.	RECEIPT & PAYMENTS ACCOUNTS		72
53.	ANNEXURE- A	: GRANTS-IN-AID	73
54.	ANNEXURE- B	: ACADEMIC RECEIPTS	74
55.	ANNEXURE- C	: INTEREST EARNED	75
56.	ANNEXURE- D	: MISC. RECEIPTS INCLUDING STATUTORY RECEIPTS	76
57.	ANNEXURE- E	: FIXED ASSETS	77
58.	ANNEXURE- F	: OTHER PAYMENTS INCLUDING STATUTORY PAYMENTS	78
59.	GENERAL PROVIDENT FUND ACCOUNT		79-81
60.	CONTRIBUTORY PROVIDENT FUND ACCOUNT		82-84
61.	NEW PENSION SCHEME ACCOUNT		85-87

ASSAM UNIVERSITY, SILCHAR
BALANCE SHEET AS ON 31st MARCH, 2015

(Amount in ₹)

SOURCES FUNDS	Schedule	Current Year	Previous Year
CORPUS/ CAPITAL FUND	1	2,216,712,915.35	2,033,281,344.83
DESIGNATED/ EARMARKED/ ENDOWMENT FUNDS	2	110,224,449.96	100,597,625.13
CURRENT LIABILITIES & PROVISIONS	3	779,774,703.65	633,320,223.75
TOTAL		3,106,712,068.96	2,767,199,193.71
APPLICATION OF FUNDS			
FIXED ASSETS	4		
Tangible Assets		1,953,041,138.16	1,873,660,231.52
Intangible Assets		13,647,333.00	31,500.00
Capital Work-In-Progress		0.00	0.00
INVESTMENTS FROM EARMARKED/ ENDOWMENT FUNDS	5		
Current / Short Term		23,099,881.00	13,693,987.00
Long Term		29,019,757.00	34,085,595.00
INVESTMENT OTHERS	6		
Current / Short Term		333,354,110.43	196,061,617.66
Long Term		29,489,677.00	43,472,667.00
CURRENT ASSETS	7	399,082,227.12	360,158,477.66
LOANS, ADVANCES & DEPOSITS	8	325,977,945.25	246,035,117.87
TOTAL		3,106,712,068.96	2,767,199,193.71
SIGNIFICANT ACCOUNTING POLICIES	23		
CONTINGENT LIABILITIES AND NOTES TO ACCOUNTS	24		


FINANCE OFFICER


VICE CHANCELLOR

ASSAM UNIVERSITY, SILCHAR

INCOME AND EXPENDITURE ACCOUNT FOR THE YEAR ENDED ON 31st MARCH, 2015

Particulars	Schedule	(Amount in ₹)	
		Current Year	Previous Year
INCOME			
Academic Receipts	9	77,896,297.00	68,889,260.00
Grants/ Subsidies	10	783,790,492.00	643,588,625.70
Income from Investments	11	0.00	0.00
Interest Earned	12	12,733,138.00	9,107,335.00
Other Incomes	13	5,355,227.00	3,593,878.72
Prior Period Income	14	3,879.00	100,704.00
TOTAL (A)		879,779,033.00	725,279,803.42
EXPENDITURE			
Staff Payments & Benefits	15	601,161,251.00	526,409,423.00
Academic Expenses	16	52,959,553.70	90,807,941.12
Administrative and General Expenses	17	104,852,491.42	98,110,221.91
Transportation Expenses	18	11,862,547.00	11,405,089.00
Repairs & Maintenance	19	17,606,061.00	9,502,447.00
Finance Costs	20	0.00	0.00
Depreciation	4	89,616,744.00	72,433,545.42
Other Expenses	21	0.00	0.00
Prior Period Expenses	22	902,298.00	0.00
TOTAL (B)		878,960,946.12	808,668,667.45
Balance being excess of Income over Expenditure:	(A- B)	818,086.88	-83,388,864.03
Balance Being Surplus /(Deficit) Carried to Capital Fund		818,086.88	471,975,846.97
SIGNIFICANT ACCOUNTING POLICIES	23		
CONTINGENT LIABILITIES AND NOTES TO ACCOUNTS	24		


FINANCE OFFICER


VICE CHANCELLOR

SCHEDULES FORMING PART OF BALANCE SHEET

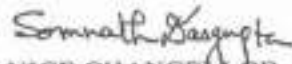
ASSAM UNIVERSITY, SILCHAR

SCHEDULE- 1 CORPUS/ CAPITAL FUND

(Amount in ₹)

Particulars	Current Year	Previous Year
Balance at the beginning of the year	2,033,281,344.83	1,561,305,497.86
Add: Grants from UGC, Govt. of India and State Govt. to the extent utilised for capital expenditure	181,116,480.64	471,975,846.97
Add: Assets Purchased out of Earmarked Funds	4,684,244.00	
Less: Adjustment for Prior Period	3,187,241.00	
Add: Excess of Income over Expenditure transferred from the Income & Expenditure Account	818,086.88	
TOTAL	2,216,712,915.35	2,033,281,344.83
(Less) Deficit transferred from the Income & Expenditure Account	0.00	
Balance at the year end	2,216,712,915.35	4,066,562,689.66


FINANCE OFFICER


VICE CHANCELLOR

ASSAM UNIVERSITY, SILCHAR

SCHEDULE 2- DESIGNATED/ EARMARKED/ ENDOWMENT FUNDS

(Amount in ₹)

	FUND WISE BREAK UP					TOTAL	
	Mobilised Resource Fund	Pension Fund	University Development Fund	Endowment Fund	HBA Fund	CURRENT YEAR	PREVIOUS YEAR
A.							
a) Opening Balance of the Funds	32,281,310.13	39,416,279.00	10,487,866.00	1,519,326.52	16,892,843.48	100,597,625.13	84,905,135.46
b) Additions to the Funds:							
i. Donation/Grants/ Contribution	0.00	0.00	0.00	200,000.00	0.00	200,000.00	6,232,850.00
c) Income from Investments made of the Funds	828,748.00	2,588,815.00	0.00	74,907.83	0.00	3,492,470.83	2,054,493.67
d) Accrued interest on Investment	401,969.00	766,796.00	0.00	0.00	534,373.00	1,703,138.00	4,203,162.00
e) Interest on savings bank Account	201,415.00	7,299.00	0.00	28,088.00	137,093.00	373,895.00	0.00
f) Other additions (specify nature)	0.00	0.00	0.00	0.00	0.00	0.00	0.00
1. Income from Investment of Project Fund	0.00	0.00	0.00	0.00	0.00	0.00	0.00
2. Overhead Charges from Project A/c.	1,583,745.00	0.00	0.00	0.00	0.00	1,583,745.00	977,828.00
3. Cancellation of Cheques	0.00	0.00	0.00	8,000.00	0.00	8,000.00	0.00
4. Other Income	41,393.00	0.00	5,296,150.00	0.00	0.00	5,337,543.00	4,160.00
Total (A)	35,338,580.13	42,779,189.00	15,784,016.00	1,830,322.35	17,564,309.48	113,296,416.96	101,462,761.05
B.							
Utilisation/ Expenditure towards objectives of Funds							
i. Capital Expenditure							
Fixed Assets	916,498.00	0.00	0.00	0.00	0.00	916,498.00	0.00
Others	0.00	0.00	0.00	0.00	0.00	0.00	0.00
ii. Revenue Expenditure							
Salaries, Wages and Allowances, etc.	403,873.00	0.00	0.00	0.00	0.00	403,873.00	0.00
Rent	0.00	0.00	0.00	0.00	0.00	0.00	0.00
Other Administrative Expenditure	16,902.00	0.00	0.00	150,041.00	2,797.00	169,740.00	599,114.00
iii. Advances							
Centre for Distance Education & Open Learning	1,500,000.00	0.00	0.00	0.00	0.00	1,500,000.00	0.00
Adjustment for prior period rectification	81,856.00	0.00	0.00	0.00	0.00	81,856.00	266,021.92
Total (B)	2,919,129.00	0.00	0.00	150,041.00	2,797.00	3,071,967.00	865,135.92
CLOSING BALANCE AT THE YEAR END (A-B)	32,419,451.13	42,779,189.00	15,784,016.00	1,680,281.35	17,561,512.48	110,224,449.96	100,597,625.13

ASSAM UNIVERSITY, SILCHAR

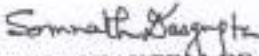
(Amount in ₹)

Closing Balance of Funds represented by:

	FUND WISE BREAK UP					TOTAL	
	Mobilised Resource Fund	Pension Fund	University Development Fund	Endowment Fund	HBA Fund	CURRENT YEAR	PREVIOUS YEAR
Investments	15,245,228.00	35,797,910.00	0.00	1,076,500.00	0.00	52,119,638.00	47,159,726.00
Bank Balances	2,437,230.98	78,391.00	0.00	650,819.35	4,442,505.48	7,608,946.81	8,346,906.98
Accrued Interest on Investment	722,493.00	6,902,888.00	0.00	0.00	6,732,194.00	14,357,575.00	14,028,210.00
Outstanding Advance	65,060.00	0.00	0.00	0.00	5,769,730.00	5,834,790.00	6,452,736.00
Receivable from Non plan	0.00	0.00	0.00	0.00	539,604.00	539,604.00	539,604.00
Receivable Instalment of March 2015	0.00	0.00	0.00	0.00	77,479.00	77,479.00	75,301.00
Fund kept in Common Bank Account	0.00	0.00	15,784,016.00	0.00	0.00	15,784,016.00	0.00
Due From Sponsored Project/ Schemes/ Other Funds	13,949,439.15	0.00	0.00	0.00	0.00	13,949,439.15	13,554,313.15
TOTAL	32,419,451.13	42,779,189.00	15,784,016.00	1,727,319.35	17,561,512.48	110,271,487.96	90,156,797.13

Note: 1) Closing Balance represented by Bank Balance & Investments of Endowment Funds equals to Rs. 17,27,319.35, which is in excess of (Rs.47,038.00) Closing Balance depicted above. This is due to payment of Rs. 47,038.00 was made from Non-plan grants in the year 2013-14.


 FINANCE OFFICER


 VICE CHANCELLOR

ASSAM UNIVERSITY, SILCHAR

SUB-SCHEDULE ZA - DETAILS OF ENDOWMENT FUNDS

(Amount in ₹)

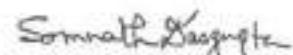
Sl. No.	NAME OF THE FUND	Year of Estd.	Opening Balance			Total additions during the year		Total		Exp./ Adj. during the year	Closing Balance		
			Endowment	Accum. Int./adj.	Total	Endowment	Interest/adj.	Endowment	Accumulated Interest/adjustment		Endowment	Accum. Int./adj.	TOTAL
1	2		3	4	5=(3+4)	6	8	9	10=(4+8)	11	12=(3+6)	13=(10-11)	14=(12+13)
1	A C Das Memorial Endow. Fund	1999	10,000.00	10,835.50	20,835.50	0.00	1,348.00	10,000.00	12,183.50	3,001.00	10,000.00	9,182.50	19,182.50
2	Aparna Roy Memorial Endow.Fund	1998	10,000.00	2,091.19	12,091.19	0.00	1,006.00	10,000.00	3,097.19	2,001.00	10,000.00	1,096.19	11,096.19
3	Bipin Chandra Pal Memorial Endow. Fund	1997	10,000.00	3,034.50	13,034.50	0.00	168.42	10,000.00	3,202.92	2,001.00	10,000.00	1,201.92	11,201.92
4	B K Gupta Memorial Research schip. Fund	1998	200,000.00	326,247.99	526,247.99	0.00	27,737.00	200,000.00	353,984.99	0.00	200,000.00	353,984.99	553,984.99
5	Debabrata Roy Memorial Endow. Fund	1999	10,000.00	11,922.75	21,922.75	0.00	1,241.00	10,000.00	13,163.75	3,001.00	10,000.00	10,162.75	20,162.75
6	D L Das Memorial Endow. Fund	1999	10,000.00	7,735.93	17,735.93	0.00	1,152.00	10,000.00	8,887.93	3,001.00	10,000.00	5,886.93	15,886.93
7	D L Roy Memorial Endow. Fund	1999	10,000.00	19,302.75	29,302.75	0.00	1,538.00	10,000.00	20,840.75	3,001.00	10,000.00	17,839.75	27,839.75
8	Dr. B Bhattacharjee Memorial Endow. Fund	1999	19,000.00	13,598.42	32,598.42	0.00	2,001.00	19,000.00	15,599.42	4,002.00	19,000.00	11,597.42	30,597.42
9	Dr.S Rangarajan Memorial Endow. Fund	1999	10,000.00	9,030.04	19,030.04	0.00	1,285.00	10,000.00	10,315.04	2,001.00	10,000.00	8,314.04	18,314.04
10	G C Roy Memorial Endow. Fund	1999	10,000.00	7,047.06	17,047.06	0.00	1,198.00	10,000.00	8,245.06	4,001.00	10,000.00	4,244.06	14,244.06
11	G K Roy Memorial Endow. Fund	1998	10,000.00	2,163.37	12,163.37	0.00	1,008.00	10,000.00	3,171.37	2,001.00	10,000.00	1,170.37	11,170.37
12	Hrishikesh Saha Memorial Endow. Fund	1998	12,000.00	10,786.93	22,786.93	0.00	1,572.00	12,000.00	12,358.93	3,001.00	12,000.00	9,357.93	21,357.93
13	Krochha Bhattacharjee Memorial Endow. Fund	1998	10,000.00	3,851.10	13,851.10	0.00	1,076.00	10,000.00	4,927.10	2,001.00	10,000.00	2,926.10	12,926.10
14	K P Sengupta Memorial Endow. Fund	1998	10,000.00	4,808.11	14,808.11	0.00	1,114.00	10,000.00	5,922.11	2,001.00	10,000.00	3,921.11	13,921.11
15	Muktashree Memorial Endow. Fund	1997	10,000.00	3,407.38	13,407.38	0.00	831.00	10,000.00	4,238.38	2,001.00	10,000.00	2,237.38	12,237.38
16	N C M S Memorial Endow. Fund	1995	10,000.00	8,140.50	18,140.50	0.00	3,249.00	10,000.00	11,389.50	3,001.00	10,000.00	8,388.50	18,388.50
17	N B Dignada Kesar Day Sarda Parasur Anant	2001	9,500.00	3,466.34	12,966.34	0.00	1,011.25	9,500.00	4,477.59	2,001.00	9,500.00	2,476.59	11,976.59
18	Nilima Sarma Memorial Endow. Fund	1998	10,000.00	5,831.57	15,831.57	0.00	1,149.00	10,000.00	6,980.57	3,001.00	10,000.00	3,979.57	13,979.57
19	N S Mate Memorial Endow. Fund	1999	14,500.00	5,676.64	20,176.64	0.00	1,549.00	14,500.00	7,225.64	3,001.00	14,500.00	4,224.64	18,724.64
20	O Meena Devi Memorial Endow. Fund	1998	10,000.00	8,752.85	18,752.85	0.00	1,265.00	10,000.00	10,017.85	3,001.00	10,000.00	7,016.85	17,016.85
21	P M Goswami Memorial Endow. Fund	1999	10,000.00	2,942.92	12,942.92	0.00	882.00	10,000.00	3,824.92	2,001.00	10,000.00	1,823.92	11,823.92
22	R K Saha Memorial Endow. Fund	1998	12,000.00	5,970.97	17,970.97	0.00	1,324.00	12,000.00	7,294.97	3,001.00	12,000.00	4,293.97	16,293.97
23	Sahoti Bhattacharjee Memorial Endow. Fund	1997	10,000.00	2,420.79	12,420.79	0.00	1,018.00	10,000.00	3,438.79	2,001.00	10,000.00	1,437.79	11,437.79
24	Shanti Devi Memorial Endow. Fund	1999	10,000.00	2,376.17	12,376.17	0.00	885.00	10,000.00	3,261.17	2,001.00	10,000.00	1,260.17	11,260.17
25	Sociological Research Award Endow. Fund	2000	20,000.00	29,103.01	49,103.01	0.00	2,634.00	20,000.00	31,737.01	0.00	20,000.00	31,737.01	51,737.01
26	T S Brahmachari Memorial Endow. Fund	1998	10,000.00	2,188.96	12,188.96	0.00	777.00	10,000.00	2,965.96	3,002.00	10,000.00	(36.04)	9,963.96
27	U S Dutta Memorial Award Account	2001	9,500.00	3,063.34	12,563.34	0.00	995.25	9,500.00	4,058.59	2,001.00	9,500.00	2,057.59	11,557.59
	CARRIED FORWARD		486,500.00	515,797.08	1,002,297.08	0.00	61,013.92	486,500.00	576,811.00	65,027.00	486,500.00	511,784.00	998,284.00

Sl. No.	NAME OF THE FUND	Year of Estd.	Opening Balance			Total additions during the year		Total		Exp./ Adj. during the year	Closing Balance		
			Endowment	Accum. Int. /adj.	Total	Endowment	Interest/ adj.	Endowment	Accumulated Interest/ adjustment		Endowment	Accum. Int. /adj.	TOTAL
1	2		3	4	5=(3+4)	6	8	9	10=(4+8)	11	12=(3+6)	13=(10+11)	14=(12+13)
	BROUGHT FORWARD		486,500.00	515,797.08	1,002,297.08	0.00	61,013.92	486,500.00	576,811.00	65,027.00	486,500.00	511,794.00	998,284.00
28	Ushabati Sengupta Memorial Endow. Fund	1998	10,000.00	4,487.28	14,487.28	0.00	1,100.00	10,000.00	5,587.28	2,001.00	10,000.00	3,586.28	13,586.28
29	Rita Kar Memorial Scholarship Fund	2007	50,000.00	13,278.75	63,278.75	0.00	4,670.00	50,000.00	17,948.75	0.00	50,000.00	17,948.75	67,948.75
30	Murshedul Alam Mem. Endw Fund	2006	20,000.00	5,296.80	25,296.80	0.00	1,868.00	20,000.00	7,164.80	5,001.00	20,000.00	2,163.80	22,163.80
31	Ajmal Foundation Prize for BA-LLB (Hons)	2008	50,000.00	29,098.80	79,098.80	0.00	5,172.53	50,000.00	34,271.33	10,001.00	50,000.00	24,270.33	74,270.33
32	Ajmal Foundation Prize for B.Tech (IT)	2008	50,000.00	29,093.80	79,093.80	0.00	5,166.53	50,000.00	34,260.33	12,002.00	50,000.00	22,258.33	72,258.33
33	Ananya Paul Memorial End. Award	2003	20,000.00	2,295.80	22,295.80	0.00	1,868.00	20,000.00	4,163.80	10,002.00	20,000.00	(5,838.20)	14,161.80
34	Lal Behari Goala Mem. End. Fund	2003	10,000.00	2,147.90	12,147.90	0.00	934.00	10,000.00	3,081.90	4,001.00	10,000.00	(919.10)	9,080.90
35	Lalit Sethi Mem. Endow. Fund	2002	10,000.00	3,147.90	13,147.90	0.00	2,934.00	10,000.00	6,081.90	4,001.00	10,000.00	2,080.90	12,080.90
36	Laxminia Goala Mem. Endow. Fund	2003	10,000.00	147.90	10,147.90	0.00	4,934.00	10,000.00	5,081.90	4,001.00	10,000.00	1,080.90	11,080.90
37	Haji Azmal Ali Mem. Endow. Award	2004	25,000.00	5,373.25	30,373.25	0.00	2,335.00	25,000.00	7,708.25	5,001.00	25,000.00	2,707.25	27,707.25
38	Maryam Azmal Mem. Endow. Award	2004	25,000.00	7,370.30	32,370.30	0.00	2,335.00	25,000.00	9,705.30	5,001.00	25,000.00	4,704.30	29,704.30
39	Sanjiban Khandekar Mem. Endow. Fund	2003	10,000.00	2,153.96	12,153.96	0.00	933.08	10,000.00	3,087.04	4,001.00	10,000.00	(913.96)	9,086.04
40	Mukundadas Shastri Mem. Endow Fund	2009	100,000.00	23,137.00	123,137.00	0.00	9,969.00	100,000.00	33,106.00	20,001.00	100,000.00	13,105.00	113,105.00
41	Ayitoddi Bhattacharya Mem. End. Fund.	2014	0.00	0.00	0.00	100,000.00	2,893.15	100,000.00	2,893.15	0.00	100,000.00	2,893.15	102,893.15
42	Satinee Ch. Dutta Roy Mem. End. Fund.	2014	0.00	0.00	0.00	100,000.00	2,869.62	100,000.00	2,869.62	0.00	100,000.00	2,869.62	102,869.62
	TOTAL		876,500.00	642,824.52	1,519,324.52	200,000.00	110,995.83	1,076,500.00	753,822.35	150,041.00	1,076,500.00	603,781.35	1,680,281.35

Notes:

- 1) The total of Columns 3 & 4 will appear as the Opening Balance in the Column "Endowment Funds" in Schedule 2, of Earmarked Funds forming part of the Balance Sheet.
- 2) The total of Col. 9 should be less than of Col. 8, as only the interest is to be used for the expenditure on the object of the endowments (except Endowments for Chairs).
- 3) There should not normally be a debit balance in the schedule. If in a rare case, there is a debit balance against any of the Endowment Funds, the debit balance should appear on the Assets side of the Balance sheet as "Receivables", in Schedule-8 Loans, Advances & Deposits.
- 4) Endowment at Sl No. 33 to 39 have a common Bank Account & interest earned is proportionately distributed among the endowments.


FINANCE OFFICER


VICE CHANCELLOR

ASSAM UNIVERSITY, SILCHAR

SCHEDULE 3 - CURRENT LIABILITIES & PROVISIONS

(Amount in ₹)

	CURRENT YEAR	PREVIOUS YEAR
A. CURRENT LIABILITIES		
1. Deposits from Students :		
Student Caution Money		
Hostel Caution Money	12,871,411.00	10,841,591.00
2. Sundry Creditors	3,158,931.00	2,908,631.00
a) For Goods & Services (Outstanding Liabilities for Expenses)		
b) Others (Outstanding Liabilities for Assets)	77,156,532.00	42,362,889.00
3. Statutory Liabilities	115,363,088.00	73,494,638.00
a) TDS (VAT)		
b) TDS (Income Tax)	1,478,195.00	1,315,614.00
c) Group Savings Linked Insurance	227,525.00	26,358.00
d) CEST (Service Tax)	8,590.00	5,729.00
4. Other Current Liabilities	171,945.00	171,945.00
a) Sponsored Projects (Sub-Schedule 3A)		
b) Sponsored Fellowships & Scholarships (Sub-Schedule 3B)	91,575,172.40	121,865,997.29
c) Unutilised Grants (Sub-Schedule 3C)	4,153,484.00	7,225,153.00
Balance Carried to the next page	298,918,348.71	262,511,005.95
	605,083,222.11	522,729,551.24


 FINANCE OFFICER


 VICE CHANCELLOR

ASSAM UNIVERSITY, SILCHAR

(Amount in ₹)

	605,083,222.11	522,729,551.24
Balance Brought from the Previous page		
d) Other Funds	211,938.54	28,722.54
1. Alumni Association Fund.	131,528.00	785,098.00
2. Magazine Fund.	1,238,902.00	1,321,427.00
3. Student Aid Fund.	-289,094.00	570,256.00
4. Student Co- Curricular Fund.	5,394,854.00	4,418,057.00
5. Hostel Development Fund.	-294,343.00	-385,630.00
6. Hostel Maintenance Fund.	255,424.00	86,983.00
7. Students Health Insurance Scheme.	377,263.00	313,301.00
8. Suspense Account CPF- Diphu.	33,866,566.00	20,194,856.00
9. Course Fee Fund.	3,287,500.00	1,391,500.00
10. Department Development Fund.	4,540,000.00	4,540,000.00
11. AIEEE - Councelling Fee Receipt / Refund.	2,327,538.00	1,265,463.00
12. School Dev. Fund - SOT.	873,313.00	445,500.00
13. SOT - Fest / Industry Interface Fee Fund.	691,075.00	620,425.00
14. Sports Fee Receipt Fund.	8,644,860.00	4,481,264.00
15. Transport Fee receipt Fund.	4,200,000.00	4,160,000.00
16. CSAB [JEE (Main)- 2013]- Fee Remittance	-5,250.00	-20,625.00
17. Model Study Fee Fund.	3,853,667.00	5,040.00
18. Diphu Scholarship Fund.	240,000.00	0.00
19. Centre for Distance Education & Open Learning (CDEOL)	24,456,000.00	0.00
20. Grants for SIPDA 2013-14 (Min. of Social Justice)	2,020,000.00	0.00
21. UGC Grant for Community College	75,157,141.00	63,233,049.97
e) Other Liabilities	0.00	685,390.00
f) Vendor Security Deposit	3,512,599.00	2,450,595.00
g) Other Security Deposit	779,774,703.65	633,320,223.75
TOTAL		


 FINANCE OFFICER


 VICE CHANCELLOR

ASSAM UNIVERSITY, SILCHAR

SUB-SCHEDULE- 3A- SPONSORED PROJECTS

Sl. No.	Name of the Project	Opening Balance as on 01-04-2014		Receipt/ Recoveries during the yr.	TOTAL	Expenditure during the year	(Amount in ₹) Closing Balance as on 31-03-2015	
		Dr.	Cr.				Dr.	Cr.
		3	4				5	6
1	Conf. On 'Contesting Self'(MAKAIAS)-Narendra Singh	0.00	0.00	500000.00	500000.00	0.00	0.00	500,000.00
2	Project on 'Governance of Power'(ICSSR)-Bikash Ch. Das	0.00	983,715.00	0.00	983715.00	736758.00	0.00	246,956.00
3	Project on 'Indig'(ICMR)-Somanath Bhal	0.00	0.00	181680.00	181680.00	6300.00	0.00	175,380.00
4	Project on 'Rice in the (IGNCA)-Prafulla Kr. Nath	0.00	28,598.00	207900.00	236498.00	124177.00	0.00	112,321.00
5	Project on 'study of Pollen'(UGC)-Robindra Teron	0.00	26,529.00	0.00	26529.00	0.00	0.00	26,529.00
6	Project on 'Understanding the (BCIL)-Ramin H Begum	0.00	623,963.00	220462.00	844425.00	762113.00	0.00	82,312.00
7	Seminar Grant-Assemeese Deptl.	0.00	0.00	20000.00	20000.00	0.00	0.00	20,000.00
8	Seminar Grant From ICHR-Binsyak Dutta-Diphu	0.00	90,000.00	0.00	90000.00	0.00	0.00	90,000.00
9	Seminar on 'Debating'(ICHR)-Vulli Dhanaraju-AUDC	0.00	0.00	252000.00	252000.00	252000.00	0.00	0.00
10	AICTE Grant to MBA Deptt	0.00	472,204.00	0.00	472204.00	0.00	0.00	472,204.00
11	Basic Infrastructure(UGC)-CHEMISTRY	0.00	1,000,000.00	0.00	1000000.00	0.00	0.00	1,000,000.00
12	Basic Infrastructure(UGC)-ECOLOGY	0.00	1,069,673.00	0.00	1069673.00	0.00	0.00	1,069,673.00
13	Basic Infrastructure(UGC)-LIFE SCIENCE	0.00	57,588.00	0.00	57588.00	0.00	0.00	57,588.00
14	Basic Infrastructure(UGC)-MATHEMATICS	0.00	296,150.00	0.00	296150.00	0.00	0.00	296,150.00
15	Basic Infrastructure(UGC) - PHYSICS	0.00	892,375.00	0.00	892375.00	0.00	0.00	892,375.00
16	Children Park at Univ. Campus	0.00	10,000.00	0.00	10000.00	0.00	0.00	10,000.00
17	CIDC- AU Distance Learning Prog Rqpt.	0.00	1,293,549.00	1287808.00	2581357.00	0.00	0.00	2,581,357.00
18	Conference On 'Good Rural.'-Partha Pratim Paul	153.00	0.00	153.00	0.00	0.00	0.00	0.00
19	Conference On 'recent Trends in - M Dutta Choudhury	0.00	425,000.00	0.00	425000.00	0.00	0.00	425,000.00
20	COP(UGC) on Acquaculture & F.S. - D.Kar	0.00	814,047.00	0.00	814047.00	0.00	0.00	814,047.00
21	CSIR/SRF Grant-P B B YAKTI	0.00	14,247.00	0.00	14247.00	0.00	0.00	14,247.00
22	CSIR-SRF Grant to M H Khan	0.00	287.00	0.00	287.00	287.00	0.00	0.00
23	DAE/BRNS Project-Dr. A. K. Sen	39,724.00	0.00	0.00	-39724.00	0.00	39,724.00	0.00
24	DBT-128 Project of Dr. S K Ghosh	160,967.00	0.00	1170140.00	1009173.00	373291.00	0.00	635,882.00
25	DBT-CREST-Amitabha Bhattacharjee	0.00	224,258.00	0.00	224258.00	224258.00	0.00	0.00
26	DBT-RA Stipend to Biswapratim D Purkayastha	0.00	358,000.00	50600.00	408600.00	408600.00	0.00	0.00
Total carried forward to next page		200,844.00	8,680,183.00	3,890,943.00	12,376,282.00	2,887,785.00	39,724.00	9,522,221.00

Sl. No.	Name of the Project	Opening Balance as on 01-04-2014		Receipt/ Recoveries during the yr.	TOTAL	Expenditure during the year	Closing Balance as on 31-03-2015	
		Dr.	Cr.				Dr.	Cr.
1	2	3	4	5	6	7	8	9
	Brought Forward	200,844.00	8,680,183.00	3,890,943.00	12,370,282.00	2,887,785.00	39,724.00	9,522,221.00
27	DBT-RA Stipend to Shilpee Srivastava	0.00	271,700.00	366800.00	638500.00	430100.00	0.00	208,400.00
28	DBT Stipend-Boni Amin Laskar	0.00	106,877.00	0.00	106877.00	106877.00	0.00	0.00
29	DOS-DBTproject of Dr. A K Das	0.00	23,403.00	0.00	23403.00	0.00	0.00	23,403.00
30	DRDO Project-Dr. N V S Rao	0.00	19,258.00	0.00	19258.00	0.00	0.00	19,258.00
31	DRL Project of Dr. Jayashree Rout	0.00	21,782.00	0.00	21782.00	0.00	0.00	21,782.00
32	DRS Grant(UGC) to Biotechnology Dept.	0.00	2,000,000.00	0.00	2000000.00	784032.00	0.00	1,215,968.00
33	Dst(New)Design--Crystals'-NVS Rao	0.00	927,133.00	0.00	927133.00	0.00	0.00	927,133.00
34	DST(Old) Scheme on 'Design, Synthesis'-N V S Rao	0.00	327,202.00	0.00	327202.00	0.00	0.00	327,202.00
35	DST Seminar Grants to Dr. A K Sen	0.00	86,063.00	0.00	86063.00	0.00	0.00	86,063.00
36	DST/ SREC Project of Dr. C R Bhattacharjee	0.00	49,562.00	0.00	49562.00	0.00	0.00	49,562.00
37	DST Travel Grant-Dr. A K Sen	0.00	108,935.00	0.00	108935.00	0.00	0.00	108,935.00
38	Fast Track Young Scientist(SERB)-Aparajita De	0.00	154,675.00	500000.00	654675.00	158400.00	0.00	496,275.00
39	FIST Grant- Mathematics Dept.	0.00	200,160.00	16173.00	216333.00	183500.00	0.00	32,833.00
40	FIST Programme-Deptt. of Chemistry	0.00	7,432,083.00	303104.00	7735187.00	55.00	0.00	7,735,132.00
41	FIST Programme-Ecology Dept.	0.00	1,294,030.00	82790.00	1376820.00	197645.00	0.00	1,179,175.00
42	FIST Programme-Life Science Deptt.	0.00	540,222.00	0.00	540222.00	0.00	0.00	540,222.00
43	FIST Programme of Physics Deptt	54,032.00	0.00	0.00	-54032.00	0.00	54,032.00	0.00
44	Fund From Indian Asso. of Parliam. on Debate	0.00	2,000.00	0.00	2000.00	0.00	0.00	2,000.00
45	Globalisation& North East Trends-ICSSR	0.00	3,000.00	0.00	3000.00	3000.00	0.00	0.00
46	Grant for Computer Centre	0.00	679,879.00	0.00	679879.00	0.00	0.00	679,879.00
47	Grant From Consortium for Educational Communication	0.00	75,000.00	0.00	75000.00	0.00	0.00	75,000.00
48	Grant From ICHR -Devoiyoti Dey	0.00	3,470.00	0.00	3470.00	3470.00	0.00	0.00
49	Grant From ICSSR for Dev. of SC/ST in N.E	0.00	2,269.00	0.00	2269.00	2269.00	0.00	0.00
50	Grant From ICSSR for NODAL Agency	0.00	12,500.00	0.00	12500.00	0.00	0.00	12,500.00
51	Grant From Min. of Tr.Aff. for Thesis-Rajashree Roy	0.00	15,000.00	0.00	15000.00	0.00	0.00	15,000.00
52	Grant From M/s. Feedback--to N S Rao& Dr. A Gupta	0.00	14,823.00	0.00	14823.00	0.00	0.00	14,823.00
53	Grant From Turtle World for Ecology Deptt.	0.00	15,000.00	0.00	15000.00	0.00	0.00	15,000.00
Total carried forward to next page		254,876.00	23,066,209.00	5,159,810.00	27,971,143.00	4,757,133.00	93,756.00	23,307,766.00

Sl. No.	Name of the Project	Opening Balance as on 01-04-2014		Receipt/ Recoveries during the yr.	TOTAL	Expenditure during the year	Closing Balance as on 31-03-2015	
		Dr.	Cr.				Dr.	Cr.
1	2	3	4	5	6	7	8	9
	Brought Forward	254,876.00	23,066,209.00	5,159,810.00	27,971,143.00	4,757,133.00	93,756.00	23,307,766.00
54	Grant From UGC for NET Coaching of Minority Cell	0.00	85,406.00	0.00	85406.00	0.00	0.00	85,406.00
55	Grant From UGC-SC/ST Coaching for Entry Inservice	0.00	539,684.00	0.00	539684.00	0.00	0.00	539,684.00
56	Grant-in-Aid From Min. of Women & Child Dev.	0.00	15,400.00	0.00	15400.00	0.00	0.00	15,400.00
57	Grants for North East Tribal Folklore	0.00	71,250.00	0.00	71250.00	0.00	0.00	71,250.00
58	Grants From Shastri Institute of Indo-Canadian	0.00	117,000.00	0.00	117000.00	0.00	0.00	117,000.00
59	Grants From UGC for SC/ST Cell	0.00	66,731.00	0.00	66731.00	0.00	0.00	66,731.00
60	Grants From UNDP-Keya Sengupta	0.00	799,143.00	0.00	799143.00	0.00	0.00	799,143.00
61	ICHR Grant to Dr. J Guite	0.00	3,884.00	47500.00	51384.00	51384.00	0.00	0.00
62	ICSSR Project- Adhrit Ch. Pati Tripathi	0.00	0.00	100000.00	100000.00	94452.00	0.00	5,548.00
63	ICSSR Project- N Bijen Meetai	0.00	135,000.00	0.00	135000.00	121938.00	0.00	13,062.00
64	ICSSR Project- Sumanash Dutta	0.00	49,097.00	135000.00	184097.00	167550.00	0.00	16,547.00
65	India U. K. Staff Exchange Programme- British Council	0.00	200,568.00	0.00	200568.00	0.00	0.00	200,568.00
66	Indira Gandhi National Centre for the Arts- Lecture	0.00	40,000.00	0.00	40000.00	0.00	0.00	40,000.00
67	Indo-Canadian Workshop	0.00	408,602.00	0.00	408602.00	0.00	0.00	408,602.00
68	Infibnet Programme	0.00	130,542.00	0.00	130542.00	0.00	0.00	130,542.00
69	International Conf. Global Ecosystems(SERB)-B K Dutta	0.00	36,050.00	0.00	36050.00	36050.00	0.00	0.00
70	ISRO/RESPOND Project-Dr. A K Sen	0.00	8,524.00	0.00	8524.00	0.00	0.00	8,524.00
71	J R F Grant to A Chakraborty	52,035.00	0.00	0.00	-52035.00	0.00	52,035.00	0.00
72	Major Research Project -Dr. D K Mohanta	0.00	1,000.00	0.00	1000.00	1000.00	0.00	0.00
73	Major Research Project(History)-Dr. R K De	0.00	21,482.00	0.00	21482.00	0.00	0.00	21,482.00
74	Major Research Project of Dr. C RBhattacharjee	0.00	105,000.00	0.00	105000.00	0.00	0.00	105,000.00
75	Major Research Project(UGC)- A.K. Balshya	0.00	41,571.00	0.00	41571.00	0.00	0.00	41,571.00
76	MED-89 Project of Dr. S K Ghosh	0.00	859,829.00	2202278.00	3062107.00	2293903.00	0.00	768,204.00
77	Misc.Suspense Receipt	0.00	15,538,013.00	10610909.82	26148922.82	10663360.00	0.00	15,485,582.82
78	National Sem on Meaning & Understanding...G.Biswas	0.00	7,000.00	0.00	7000.00	7000.00	0.00	0.00
79	NBHM Grants From DAE	0.00	370,491.00	0.00	370491.00	0.00	0.00	370,491.00
80	NCTE-NICE Project of Prof. N N Pandey	0.00	93,469.00	0.00	93469.00	0.00	0.00	93,469.00
	Total carried forward to next page	306,911.00	42,810,945.00	18,255,497.82	60,759,531.82	18,193,770.00	145,791.00	42,711,552.82

Sl. No.	Name of the Project	Opening Balance as on 01-04-2014		Receipt/ Recoveries during the yr.	TOTAL	Expenditure during the year	Closing Balance as on 31-03-2015	
		Dr.	Cr.				Dr.	Cr.
1	2	3	4	5	6	7	8	9
	Brought Forward	306,911.00	42,810,945.00	18,255,497.82	60,759,531.82	18,193,770.00	145,791.00	42,711,552.82
		8,666.00	0.00	8666.00	0.00	0.00	0.00	0.00
81	NEREC MEETING	0.00	25,000.00	0.00	25000.00	0.00	0.00	25,000.00
82	N.H.R.C Grant for Basic Human RAP	0.00	31,284.00	9975.00	41299.00	0.00	0.00	41,299.00
83	NPC-177 - S K Ghosh	0.00	30,000.00	0.00	30000.00	0.00	0.00	30,000.00
84	NRB Project On'Design...Permitibility N V S Rao.	0.00	0.00	95000.00	95000.00	95000.00	0.00	0.00
85	Prject On'Museums, Monuments.. J Guite	0.00	0.00	900000.00	900000.00	779581.00	0.00	120,419.00
86	Projector'Above-Ground(SERB)-Tapasi Das	0.00	234,893.00	0.00	234893.00	92000.00	0.00	142,893.00
87	Projector'A Comparative(ICSSR)-Nil Ratan Roy	0.00	2,405.00	0.00	2405.00	0.00	0.00	2,405.00
88	Project On'A Comparative-India'-Mithra Dey	0.00	252,050.00	210000.00	462050.00	406550.00	0.00	55,500.00
89	Projector'a Comparative Study of (ICSSR)-N N Pandey	0.00	168,344.00	0.00	168344.00	0.00	0.00	168,344.00
90	Project On'A Critical...British Policy-R.Tiba	0.00	9,556.00	0.00	9556.00	0.00	0.00	9,556.00
91	Project On'Acute Chronic Toxi...Barak Valley AGupta	0.00	346,800.00	0.00	346800.00	291000.00	0.00	55,800.00
92	Projector'Adhunik(UGC)-P K Mishra	0.00	2,507.00	0.00	2507.00	2507.00	0.00	0.00
93	Project On'Aeroaal(CSIR)-Prof. B K Dutta	0.00	118,500.00	43004.00	161504.00	161504.00	0.00	0.00
94	Project On'Amino Acid...Plants-S.K.Panda/GD Sharma	0.00	0.00	120000.00	120000.00	51000.00	0.00	69,000.00
95	Projector'A Multiple(ICSSR)-Shrabanti Maity	0.00	0.00	616000.00	616000.00	0.00	0.00	616,000.00
96	Projector'Analysisof Gen(CSIR)-Amitabh Bhat	0.00	12,500.00	0.00	12500.00	0.00	0.00	12,500.00
97	Project On'An Analytical Study...Mahfauz-M. Rahman	0.00	135,052.00	0.00	135052.00	7000.00	0.00	128,052.00
98	Projector'an Investigation(UGC)-Sumit Saha	0.00	346,000.00	8000.00	354000.00	146000.00	0.00	208,000.00
99	Projector'Application...Hot Air(Sameer)-SSNath	0.00	1,009,000.00	0.00	1009000.00	672912.00	0.00	336,088.00
100	Projector'Assessment of(CSIR)-Ashesh K Das	0.00	329,905.00	400000.00	729905.00	358285.00	0.00	371,620.00
101	Projector'Assessment of(SERB)-A J Nath	4,000.00	0.00	4000.00	0.00	0.00	0.00	0.00
102	Project On'A Study(DST)-Ramendu Bhattacharjee	0.00	0.00	50000.00	50000.00	31250.00	0.00	18,750.00
103	Projector'A Study of Financial(ICSSR)-Joyeeta Deb	0.00	38,094.00	0.00	38094.00	0.00	0.00	38,094.00
104	Project On'A Study of(GBPIHED)-Dr. B K Dutta	0.00	875.00	0.00	875.00	875.00	0.00	0.00
105	Project On'A Study of the Eng.Teacher...Anindya S.Ch	0.00	91,537.00	0.00	91537.00	91537.00	0.00	0.00
106	Project On'A Study of Warm...Atri Deshamukhya	0.00	5,355.00	423972.00	429327.00	269464.00	0.00	159,863.00
107	Project On'A Study on Diversity(UGC)-Debjoyti Bha	10,389.00	0.00	0.00	-10389.00	0.00	10,389.00	0.00
108	Project On'Biochemical...Gyanandra L-S B Paul	0.00	1,443,181.00	28548.00	1471729.00	898843.00	0.00	572,886.00
109	Projector'Bio-Ram(DBT)- Piyush Pandey	329,966.00	47,443,783.00	21,172,662.82	68,286,479.82	22,549,078.00	156,180.00	45,893,581.82
Total carried forward to next page		329,966.00	47,443,783.00	21,172,662.82	68,286,479.82	22,549,078.00	156,180.00	45,893,581.82

Sl. No.	Name of the Project	Opening Balance as on 01-04-2014		Receipt/ Recoveries during the yr.	TOTAL	Expenditure during the year	Closing Balance as on 31-03-2015	
		Dr.	Cr.				Dr.	Cr.
1	2	3	4	5	6	7	8	9
	Brought Forward	329,966.00	47,443,783.00	21,172,662.82	68,286,479.82	22,549,078.00	156,180.00	45,893,581.82
110	Project On'Bio-Tech(DBT)-Dr. Devasish Kar	0.00	165,154.00	0.00	165154.00	0.00	0.00	165,154.00
111	Projecton'British Prachy(UGC)-Sheetanshu Kumar	0.00	80,000.00	0.00	80000.00	80000.00	0.00	0.00
112	Projecton'Characterisation(BCIL-DBT)-A Giri	0.00	1,827,708.00	517000.00	2344708.00	1579259.64	0.00	765,448.36
113	Project On'Characterisation... N.E.India-J.Rout	0.00	52,714.00	0.00	52714.00	50000.00	0.00	2,714.00
114	Projecton'Characterisation of Tight(BCIL-DBT)-SGiri	0.00	5,096,244.00	779000.00	5845244.00	5411386.07	0.00	433,857.93
115	Project On'Chemistry(DST)-SK. Jasimuddin	0.00	18,804.00	0.00	18804.00	0.00	0.00	18,804.00
116	Project On'Chirality in Interactions'Dr. NVS Rao	53,093.00	0.00	0.00	-53093.00	0.00	53,093.00	0.00
117	Projecton'Cloning and Char(DST-MST)-S K Panda	0.00	0.00	100000.00	100000.00	100000.00	0.00	0.00
118	Projecton'Combined (DST)-Boni Amin Laskar	0.00	465,000.00	0.00	465000.00	465000.00	0.00	0.00
119	Project On'cometary Grains (IFCPAR)-A K Sen	0.00	328,825.00	12000.00	340825.00	340825.00	0.00	0.00
120	Project On' Creation of BIF...G.D.Sharma	0.00	1,039,630.00	0.00	1039630.00	1023923.00	0.00	15,707.00
121	Projecton'Critical Edition(UGC)-Shanti Pokhrel	0.00	1,714.00	3151.00	4865.00	4865.00	0.00	0.00
122	Projecton'decentralised Gov(UGC)-Harsha S	0.00	26,543.00	109200.00	135743.00	119567.00	0.00	16,176.00
123	Projecton'Degree of Approx.(UGC)-S. Behera	0.00	271,000.00	0.00	271000.00	8000.00	0.00	263,000.00
124	Projecton'design&Dev(UGC)-Mukul Sarmah	0.00	358,600.00	158400.00	517000.00	338565.00	0.00	178,435.00
125	Project On'Determinants(ICSSR)-Keya Sangupta	413,354.00	0.00	501795.00	88441.00	0.00	0.00	88,441.00
126	Projecton'Dev & Com. of SODAR(SAMEER)-SS Nath	0.00	388,000.00	0.00	388000.00	354920.00	0.00	33,080.00
127	Projecton'Dev. & Current(UGC)-Indu Swami	0.00	100,000.00	0.00	100000.00	0.00	0.00	100,000.00
128	Projecton'development of Cancer(DBT)-Yas. Choudhury	0.00	359,671.00	76129.00	435800.00	310393.00	0.00	125,407.00
129	Project On'Dev. Frame...NW Infrast.-Sudipta Roy	0.00	224,558.00	0.00	224558.00	501795.00	277,237.00	0.00
130	Projecton'dev. of A Portable(NHB)-Prasanna Kr GV	0.00	43,955.00	0.00	43955.00	0.00	0.00	43,955.00
131	Project On'Dev of A Process. Nuggets -JK Sahu/MPadh	0.00	387.00	0.00	387.00	387.00	0.00	0.00
132	Projecton'Dictionary of the(UGC)-Rama Kanta Das	0.00	183,000.00	100000.00	283000.00	178000.00	0.00	105,000.00
133	Projecton'directed Self(SERB)Appli-Himadri Acharya	0.00	492,650.00	300000.00	792650.00	354578.00	0.00	438,072.00
134	Projecton'diversity of Aquatic(SERB)-Susmita Gupta	0.00	155,710.00	300000.00	455710.00	158007.00	0.00	297,703.00
135	Projecton'documentation(UGC)-P Haokip	0.00	224,693.00	0.00	224693.00	184736.00	0.00	39,957.00
136	Project On'Ecological. Wetland B.Valley-Dr.S.Gupta	202,499.00	0.00	0.00	-202499.00	0.00	202,499.00	0.00
137	Project On'Ecology(GBPIHED)-Dr. Ashesh K Das	73.00	0.00	73.00	0.00	0.00	0.00	0.00
138	Project On'Edn of Children Assam-Biswas/Basantia/Sa	0.00	14,096.00	0.00	14096.00	11698.00	0.00	2,398.00
Total carried forward to next page		998,985.00	59,332,439.00	24,129,410.82	82,462,864.82	34,124,982.71	689,009.00	49,026,891.11

Sl. No.	Name of the Project	Opening Balance as on 01-04-2014		Receipt/ Recoveries during the yr.	TOTAL	Expenditure during the year	Closing Balance as on 31-03-2015	
		Dr.	Cr.				Dr.	Cr.
1	2	3	4	5	6	7	8	9
	Brought Forward	998,985.00	59,332,439.00	24,129,410.82	82,462,864.82	34,124,982.71	689,009.00	49,026,891.11
		0.00	8,700.00	0.00	8,700.00	0.00	0.00	8,700.00
139	Project On'Education Ancient India'-	0.00	5,644.00	0.00	5,644.00	0.00	0.00	5,644.00
140	Project On'Effectiveness--Assam Partha Sarkar	0.00	64,912.00	268000.00	332,912.00	294497.00	0.00	38,415.00
141	Projecton'effect of Heavy(BCIL)-S. Roy Choudhury	0.00	302,484.00	850000.00	1,152,484.00	490000.00	0.00	662,484.00
142	Projecton'effect of Hyper(BCIL)-Anupam Borah	0.00	233,620.00	0.00	233,620.00	0.00	0.00	233,620.00
143	Project On'Elem(GBPIHED)-C R Bhattacharjee	0.00	135,226.00	0.00	135,226.00	0.00	0.00	135,226.00
144	Project On'Endangered (UGC)-M Dutta Choudhury	4,504,842.27	0.00	5451553.82	946,711.55	475983.00	0.00	470,728.55
145	Project On'Establishment of . Hubs-MDChoudhury	0.00	0.00	160000.00	160,000.00	0.00	0.00	160,000.00
146	Projecton'Ethnicity,Terro(ICSSR)-Debasish Bhat(Ben)	2,758.00	0.00	0.00	(2,758.00)	0.00	2,758.00	0.00
147	Project On'Ethnomedico--'-Dr. M Dutta Choudhury	0.00	151,648.00	0.00	151,648.00	149148.00	0.00	2,500.00
148	Project On'Evaluation--Methods(DBT-BCIL)'SKGhosh	0.00	42,720.00	0.00	42,720.00	42500.00	0.00	220.00
149	Projecton'evaluation of Anta(DBT)- GDSharma/HK Pra	0.00	178,150.00	0.00	178,150.00	0.00	0.00	178,150.00
150	Projecton'Evluationof Hyd(UGC)-K KrishnakanSingh	0.00	862,053.00	18352.00	880,405.00	580115.00	0.00	300,290.00
151	Projecton'Evaluation of Indigenous(DST)-J Rout	0.00	464.00	0.00	464.00	0.00	0.00	464.00
152	Projecton'Exact Analysis(UGC)-Sanjib Sengupta	0.00	600,000.00	0.00	600,000.00	407495.00	0.00	192,505.00
153	Projecton'Exclusionof(ICSSR)-Nirakar Mallik	0.00	3,022.00	397000.00	400,022.00	239290.00	0.00	160,732.00
154	Projecton'exploration(BCIL)-Jayashree Rout	0.00	117,885.00	669000.00	786,885.00	182700.00	0.00	604,185.00
155	Projecton'Exploring Fungal(DBT-BCIL)-HimangshuPrasa	0.00	22,942.00	0.00	22,942.00	0.00	0.00	22,942.00
156	Project On'Feasibility(NEEPCCO) -Devasish Kar	600.00	0.00	476000.00	475,400.00	289000.00	0.00	187,400.00
157	Project On'Formulation and .(UGC) A P- Tapati Das	0.00	182,593.00	1077000.00	1,259,593.00	1184041.00	0.00	75,552.00
158	Projecton'Functional Proteomic(BCIL-DBT)-SK Panda	0.00	536,900.00	0.00	536,900.00	536900.00	0.00	0.00
159	Project on 'Functional Studies (CSIR)-SK Panda	0.00	272,809.00	562040.00	834,849.00	618.00	0.00	834,231.00
160	Project On'G6PD-Ramie H Begom	0.00	248,070.00	0.00	248,070.00	15938.00	0.00	232,132.00
161	Projecton'Gender, Issues(ICSSR)-GPPandey	0.00	1,335.00	0.00	1,335.00	1335.00	0.00	0.00
162	Projecton'gene Cloning(UGC)-S K Panda	0.00	17,691.00	0.00	17,691.00	0.00	0.00	17,691.00
163	Project On'Habitat . Gis Tools. Devasish Kar	0.00	149,222.00	0.00	149,222.00	0.00	0.00	149,222.00
164	Project On 'Habitat (Min. Env. Fo) Diversity'-D Kar	0.00	50,144.00	0.00	50,144.00	0.00	0.00	50,144.00
165	Project On'H-Bonded(DAE)-NVS Rao	0.00	29,644.00	80000.00	109,644.00	80000.00	0.00	29,644.00
166	Projecton'History of Tribes(UGC)-J Guite	0.00	97,463.00	270000.00	367,463.00	205676.00	0.00	161,787.00
167	Projecton' Impact of Decen(ICSSR)-Harsha S.	5,507,185.27	63,047,780.00	34,408,356.64	92,548,951.37	39,209,218.71	691,767.00	53,941,499.66
Total carried forward to next page		5,507,185.27	63,047,780.00	34,408,356.64	92,548,951.37	39,209,218.71	691,767.00	53,941,499.66

Sl. No.	Name of the Project	Opening Balance as on 01-04-2014		Receipt/ Recoveries during the yr.	TOTAL	Expenditure during the year	Closing Balance as on 31-03-2015	
		Dr.	Cr.				Dr.	Cr.
1	2	3	4	5	6	7	8	9
	Brought Forward	5,507,185.27	63,647,780.00	34,408,356.64	92,548,951.37	39,299,218.71	691,767.00	53,941,499.66
168	Project on Impact of Field(ICSSR)-Niranjan Roy	0.00	55,802.00	135000.00	190,802.00	188270.00	0.00	2,532.00
169	Project On Impact of--(ICDS)- Dr. B S Gunjal	85.00	0.00	85.00	0.00	0.00	0.00	0.00
170	Project On Impact of Radio Listening . G.P.Pandey	166,800.00	0.00	0.00	-166,800.00	0.00	166,800.00	0.00
171	Project on Implementation(DEITY)-Bhagaban Swain	0.00	2,200,800.00	0.00	2,200,800.00	272174.00	0.00	1,928,626.00
172	Project On Influence.Characterisation-M.K.Paul	0.00	1,492,101.00	0.00	1,492,101.00	89686.00	0.00	1,402,415.00
173	Project On In Situ(GBPIHED)-Dr.Abhik Gupta	0.00	4,765.00	0.00	4,765.00	0.00	0.00	4,765.00
174	Project On Interaction of Vanadate .-Prodip C.Paul	0.00	78,708.00	0.00	78,708.00	0.00	0.00	78,708.00
175	Project On Investigation(DST)-S Giri	66,420.00	0.00	0.00	-66,420.00	0.00	66,420.00	0.00
176	Project on investigation on Anticancer(DBT)-SK Ghosh	0.00	55,137.00	756000.00	811,137.00	536183.00	0.00	274,954.00
177	Project On Isolation, Identification... M Datta Chy	0.00	5,002,499.00	0.00	5,002,499.00	5354832.82	352,333.82	0.00
178	Project On Magnetic Fields in Star(DST)-A K Sen	0.00	503,542.00	0.00	503,542.00	503542.00	0.00	0.00
179	Project On Mapping(DBT) Region'-S C Garkoti	0.00	3,994.00	0.00	3,994.00	3994.00	0.00	0.00
180	Project On Modeling -Velocity Slip/Devayoti Biswas	0.00	212,877.00	0.00	212,877.00	0.00	0.00	212,877.00
181	Project on Molecular Ana(DBT-SERB)-Amitabh Bhat	0.00	93,312.00	350000.00	443,312.00	336008.00	0.00	107,304.00
182	Project on molecular Anal(BCIL) (AB-4)-Amitabha Bhat	0.00	2,986,000.00	0.00	2,986,000.00	2804901.00	0.00	181,099.00
183	Project on molecular Asses(SERB)-Jayashree Rout	0.00	84,549.00	550000.00	634,549.00	329000.00	0.00	305,549.00
184	Project On Molecular Character... Manipur'-PBMazumdar	1,116,101.83	0.00	1163481.00	47,379.17	0.00	0.00	47,379.17
185	Project On molecular Characteri(UGC)-Amitabha Bhat	0.00	3,094.00	388560.00	391,654.00	389759.00	0.00	1,895.00
186	Project On Molecular Char(BCIL)-Amitabha Bhat	0.00	813,089.00	876000.00	1,689,089.00	912679.00	0.00	776,410.00
187	Project on Molecular Char(DBT)-Devasish Kar	0.00	1,441,752.00	0.00	1,441,752.00	1344736.00	0.00	97,016.00
188	Project On Molecular Cloning'-S.K.Panda	0.00	66,581.00	0.00	66,581.00	66581.00	0.00	0.00
189	Project On Molecular Mechani (SERB)-P K Shukla	0.00	0.00	900000.00	900,000.00	0.00	0.00	900,000.00
190	Project on Molecular Mech(DBT)- Anupam Borah	0.00	2,688,400.00	0.00	2,688,400.00	0.00	0.00	2,688,400.00
191	Project on Multifunctioning(BCIL-DBT)-Sujit K Ghosh	0.00	4,781,800.00	0.00	4,781,800.00	4759424.00	0.00	22,376.00
192	Project on Mutual Fund(UGC)-R K Raul	0.00	344,500.00	0.00	344,500.00	0.00	0.00	344,500.00
193	Project on Nanoassisted C60(DBT-BCIL)-D Sengupta	0.00	433,025.00	939000.00	1,372,025.00	580744.00	0.00	791,281.00
194	Project On Nanoparticles..Sujit K Ghosh	0.00	261,034.00	0.00	261,034.00	261034.00	0.00	0.00
195	Project on Nitronium and Sul(DBT)-DSengupta	45,535.00	0.00	359709.00	314,174.00	350894.00	36,720.00	0.00
196	Project on Nitronium and Sul(DBT)-S K Ghosh	0.00	112,260.00	0.00	112,260.00	52800.00	0.00	59,460.00
	Total carried forward to next page	6,902,127.10	87,367,401.00	40,826,191.64	121,291,465.54	58,436,460.53	1,314,040.82	64,169,045.83

Sl. No.	Name of the Project	Opening Balance as on 01-04-2014		Receipt/ Recoveries during the yr.	TOTAL	Expenditure during the year	Closing Balance as on 31-03-2015	
		Dr.	Cr.				Dr.	Cr.
1	2	3	4	5	6	7	8	9
	Brought Forward	6,902,127.10	87,367,401.00	40,826,191.64	121,291,465.54	58,436,460.53	1,314,040.82	64,169,045.83
197	Project on Pangs of Margin(UGC)-Dipendu Das	0.00	126,200.00	117200.00	243,400.00	133877.00	0.00	109,523.00
198	Project on physiology and Molecular(DBT)-S K Panda	0.00	190,000.00	0.00	190,000.00	189995.00	0.00	5.00
199	Project On'Phytochemical Analy--Ofse'-MDChoudhury	0.00	27,159.00	0.00	27,159.00	0.00	0.00	27,159.00
200	Project on'phytochemical(SERB)-S Choudhury	0.00	237,286.00	0.00	237,286.00	0.00	0.00	237,286.00
201	Project on'phytochemical(UGC)-Anupam Das Taluker	0.00	91,650.00	0.00	91,650.00	28000.00	0.00	63,650.00
202	Project On'Phytochemical-(UGC)-SChoudhury	43,395.00	0.00	0.00	-43,395.00	0.00	43,395.00	0.00
203	Project On'Poverty Environment. Assam'-Alok Sen	0.00	32,232.00	0.00	32,232.00	0.00	0.00	32,232.00
204	Project on'Preparation of II (SERB)-SS Nath	0.00	1,044,058.00	300000.00	1,344,058.00	0.00	0.00	1,344,058.00
205	Project on'preventing, Exfin(DBT)-Aparajita De	0.00	589,178.00	0.00	589,178.00	338400.00	0.00	250,778.00
206	Project On'Production of Dried Honey... Technique'	0.00	127,739.00	0.00	127,739.00	0.00	0.00	127,739.00
207	Project on'Rare Earth Metal(MES)-MF Hussain	0.00	0.00	415544.00	415,544.00	0.00	0.00	415,544.00
208	Project on'RCH Care Services(ICMR)-Kathiresan L	0.00	194,863.00	124612.00	319,475.00	127600.00	0.00	191,875.00
209	Project On'Red Rust(DST)-D Bora	0.00	82,646.00	0.00	82,646.00	0.00	0.00	82,646.00
210	Project on 'regeneration(UGC). Assam'-A J Nath	0.00	30,389.00	454300.00	484,689.00	348232.00	0.00	136,457.00
211	Project On'Restruct... Histnography-S.Purkayastha	0.00	42.00	0.00	42.00	42.00	0.00	0.00
212	Project on'ribotyping of (DBT)-P B Mazumder	0.00	2,231,368.00	40996.42	2,272,362.42	1946581.00	0.00	325,781.42
213	Project On'Sex Education(ICSSR)-G Mishra	0.00	26,842.00	0.00	26,842.00	0.00	0.00	26,842.00
214	Project On'Sex Education (ICSSR)-Prof. G. Mishra	9,419.00	0.00	9419.00	0.00	0.00	0.00	0.00
215	Project On 'Socio-Eco(NEPC)-Dr. Niranjan Roy	0.00	6,959.00	0.00	6,959.00	0.00	0.00	6,959.00
216	Project On'Status of --Analysis'NBBiswas	0.00	400.00	0.00	400.00	400.00	0.00	0.00
217	Project on'Status Survey(UGC)-Parthankar Choudhury	0.00	232,420.00	28900.00	261,320.00	211320.00	0.00	50,000.00
218	Project on'strain Improve(DBT)-Himanshu Prasad	0.00	2,042,000.00	37658.00	2,079,658.00	2074638.00	0.00	5,020.00
219	Project on'structure(DST-2)-P Mondal	0.00	2,952,352.00	0.00	2,952,352.00	2703639.00	0.00	248,713.00
220	Project On'Structure(DST-P-1)P Mondal	0.00	27,585.00	127319.00	154,904.00	154904.00	0.00	0.00
221	Project On'Studies on Diversity...-D.C.Roy	31,367.00	0.00	0.00	-31,367.00	0.00	31,367.00	0.00
222	Project on'Studies on the Path(BCIL-DBT)-Munish Kr/HKPr	0.00	2,090,681.00	2189000.00	4,279,681.00	3681187.14	0.00	598,493.86
223	Project on'study and Anal(DEITY)-Ajay Kr. Khan	0.00	0.00	1000000.00	1,000,000.00	302511.00	0.00	697,489.00
224	Project on'study of Arginine(SERB)-Himangshu K Prasad	0.00	946,832.00	603168.00	1,550,000.00	1542000.00	0.00	8,000.00
225	Project on'study of Light(SERB)-Himadri S. Das	0.00	296,821.00	450000.00	746,821.00	70404.00	0.00	676,417.00
	Total carried forward to next page	6,986,308.10	100,995,081.00	46,724,308.06	140,733,086.96	72,290,170.67	1,368,802.82	69,831,713.11

Sl. No.	Name of the Project	Opening Balance as on 01-04-2014		Receipt/ Recoveries during the yr.	TOTAL	Expenditure during the year	Closing Balance as on 31-03-2015	
		Dr.	Cr.				Dr.	Cr.
1	2	3	4	5	6	7	8	9
	Brought Forward	6,986,308.10	100,995,081.00	46,724,308.06	140,733,080.96	72,290,170.67	1,388,802.82	69,831,713.11
226	Project on Sundarban O Bengal(UGC)-P K Nath	0.00	105,000.00	0.00	105,000.00	105000.00	0.00	0.00
227	Project on synergistic(DBT)-S Choudhury	0.00	66,701.00	0.00	66,701.00	0.00	0.00	66,701.00
228	Project on synthesis (CSIR)-Sk Jasimuddin	0.00	165,097.00	0.00	165,097.00	82528.00	0.00	82,569.00
229	Project on Synthesis & Spectro(SERB)-T Sanjoy Singh	0.00	0.00	1850000.00	1,850,000.00	70000.00	0.00	1,780,000.00
230	Project On Synthesis, Struc(UGC)-T Sanjoy Singh	0.00	16,723.00	0.00	16,723.00	16723.00	0.00	0.00
231	Project On Synthesis(UGC)-NVS Rao	0.00	11,000.00	0.00	11,000.00	0.00	0.00	11,000.00
232	Project on the Limit(ICPR)-A Nataraju	0.00	350,000.00	0.00	350,000.00	253932.00	0.00	96,068.00
233	Project On Tree Diversity, NE India-Tapasi Das	0.00	13,888.00	23675.00	37,463.00	995.00	0.00	36,468.00
234	Project on Use of Constructed (DST)-Abhik Gupta	0.00	592,710.00	0.00	592,710.00	511112.00	0.00	81,598.00
235	Project on Validation(BCIL-DBT)-S K Ghosh	0.00	350,001.00	600000.00	950,001.00	909781.00	0.00	40,220.00
236	Project on Volume Minim(SERB)-A K Khan	0.00	420,254.00	0.00	420,254.00	410690.00	0.00	594.00
237	Project on Workshop, Inno(ICSSR)-Ananta Kr. Jena	0.00	292,741.00	0.00	292,741.00	268968.00	0.00	23,773.00
238	Refresher Course	0.00	773,616.00	0.00	773,616.00	0.00	0.00	773,616.00
239	SAP Grant From UGC-Bengali	0.00	54,639.00	8302.00	62,941.00	54639.00	0.00	8,302.00
240	SAP Grant From UGC- Biotechnology	0.00	441,176.36	323935.00	765,111.36	264964.00	0.00	500,147.36
241	SAP Grant From UGC- Ecology	0.00	94,622.00	4829.00	99,451.00	23160.00	0.00	76,291.00
242	SAP Grant From UGC-Mathematics	0.00	214,189.00	19846.00	234,035.00	199832.00	0.00	34,203.00
243	SAP Grant From UGC- Philosophy	7,903.00	0.00	1148714.00	1,140,811.00	500807.00	0.00	640,004.00
244	SAP Grant From UGC-Physics	0.00	228,245.88	10248.00	238,493.88	182730.00	0.00	55,763.88
245	SAP Grants From UGC-Chemistry	0.00	830,923.05	41746.00	872,669.05	0.00	0.00	872,669.05
246	SAP Grants From UGC-Fine Arts	0.00	57,418.00	2973.00	60,391.00	0.00	0.00	60,391.00
247	SAP Grants From UGC-HINDI	2,116,000.00	0.00	4248743.00	2,132,743.00	0.00	0.00	2,132,743.00
248	SAP Grants From UGC- Life Science	0.00	297,506.00	20792.00	318,298.00	297506.00	0.00	20,792.00
249	Scholarship/Stpend of Students	0.00	441,738.00	1185169.00	1,626,907.00	1133769.00	0.00	493,138.00
250	Seminar Grant-Tribal Affairs-Th R Tiba	0.00	2,062.00	0.00	2,062.00	2062.00	0.00	0.00
251	Seminar On Civil Society State Human Rights-	0.00	12,150.00	0.00	12,150.00	0.00	0.00	12,150.00
252	Seminar On Current Trends(ICCTABU)-Dr. J. Rout	0.00	2,151.00	0.00	2,151.00	2151.00	0.00	0.00
Total carried forward to next page		9,110,211.10	106,829,632.29	56,213,180.06	153,932,601.25	77,590,519.67	1,388,802.82	77,730,884.40

Sl. No.	Name of the Project	Opening Balance as on 01-04-2014		Receipt/ Recoveries during the yr.	TOTAL	Expenditure during the year	Closing Balance as on 31-03-2015	
		Dr.	Cr.				Dr.	Cr.
1	2	3	4	5	6	7	8	9
	Brought Forward	9,110,211.10	106,829,632.29	56,213,180.06	153,932,601.25	77,590,519.67	1,388,802.82	77,730,884.40
253	Seminar On 'Encounter--NE India'-Sajal Nag	0.00	232,500.00	0.00	232,500.00	0.00	0.00	232,500.00
254	Seminar On 'Partnership for Canadian & Indian Pers	0.00	84,980.00	0.00	84,980.00	0.00	0.00	84,980.00
255	Seminar On 'Perspective of Contemp'-Gautam Biswas	0.00	573.00	0.00	573.00	573.00	0.00	0.00
256	Seminar On 'Plant and Mic.-P B Mazumder	0.00	60,000.00	0.00	60,000.00	60000.00	0.00	0.00
257	Seminar On 'Prospects of Tea Industry NE'-BK Dutta	0.00	8,000.00	0.00	8,000.00	0.00	0.00	8,000.00
258	Seminar On 'Sexuality, Gender'(ICSSR)-Diphu Campus	0.00	72,000.00	0.00	72,000.00	0.00	0.00	72,000.00
259	Seminar On 'Water Resource--21st Century'-A Gupta	186,631.00	0.00	0.00	-186,631.00	0.00	186,631.00	0.00
260	Seminar On Hindi Divas	0.00	5,000.00	0.00	5,000.00	5000.00	0.00	0.00
261	Seminar On Human Dev-Niranjay Roy	10,000.00	0.00	0.00	-10,000.00	0.00	10,000.00	0.00
262	SHARP PROJECT(IGNOU)-DR. ABHIK GUPTA	0.00	200.00	0.00	200.00	200.00	0.00	0.00
263	SODIS Project-EAWAG Switzerland-A. Gupta	0.00	702,744.00	0.00	702,744.00	0.00	0.00	702,744.00
264	UGC-DAE CSR Project to Bidhan Mohanta	0.00	0.00	25000.00	25,000.00	22336.00	0.00	2,664.00
265	UGC-Infonet Programme	0.00	122,746.00	0.00	122,746.00	0.00	0.00	122,746.00
266	UGC-JRF Grant at Any Time Given Basis	2,324.00	0.00	2324.00	0.00	0.00	0.00	0.00
267	UGC/MRP-R K RAUL	0.00	2,731.00	0.00	2,731.00	2731.00	0.00	0.00
268	UGC/MRP-Tapodhir Bhattacharjee	2,247.00	0.00	2247.00	0.00	0.00	0.00	0.00
269	Upendra Brahma Memorial Hall	0.00	1,120,835.00	0.00	1,120,835.00	0.00	0.00	1,120,835.00
270	V C P Project(IIRS)-S.C.Garkoti	0.00	97,198.00	0.00	97,198.00	0.00	0.00	97,198.00
271	Workshop in Modern Molecular ...-S K Panda	0.00	0.00	100000.00	100,000.00	100000.00	0.00	0.00
272	Workshop On 'Future Prospects of TE Industry in B V'	5,000.00	0.00	0.00	-5,000.00	0.00	5,000.00	0.00
273	Workshop on 'Research Methodology Traini-N N Pandey	0.00	0.00	52767.00	52,767.00	52767.00	0.00	0.00
274	Workshop on Research Methodology in Basic Sc.	0.00	55,000.00	0.00	55,000.00	0.00	0.00	55,000.00
275	Workshop on International Humanitarian Law	0.00	70,000.00	0.00	70,000.00	0.00	0.00	70,000.00
	Total carried forward to next page	9,316,413.10	109,464,139.29	56,395,518.06	156,543,244.25	77,834,126.67	1,590,433.82	80,299,551.40

Sl. No.	Name of the Project	Opening Balance as on 01-04-2014		Receipt/ Recoveries during the yr.	TOTAL	Expenditure during the year	Closing Balance as on 31-03-2015	
		Dr.	Cr.				Dr.	Cr.
1	2	3	4	5	6	7	8	9
	Brought Forward	9,316,413.10	109,464,139.29	56,395,518.06	156,543,244.25	77,834,126.67	1,590,433.82	80,299,551.40
276	Asian Fish Biodiversity(SERB)- Boni A Laskar	0.00	0.00	41480.00	41,480.00	41480.00	0.00	0.00
277	Biotech Hubs-Diphu	0.00	719,497.00	581000.00	1,300,497.00	739985.00	0.00	560,512.00
278	Capacity Building Programme(ICSSR)- Nirakar Malik	0.00	1,206,000.00	0.00	1,206,000.00	0.00	0.00	1,206,000.00
279	Celebration of International Year of Chemistry	0.00	100,000.00	0.00	100,000.00	0.00	0.00	100,000.00
280	Communication Journalism-G P Pandey	0.00	160,800.00	0.00	160,800.00	0.00	0.00	160,800.00
281	Conference on History of Women(ICHR)-Barunji Choudhur	0.00	0.00	80000.00	80,000.00	0.00	0.00	80,000.00
282	DBT CREST Award- Dr. A. Giri	0.00	1,680,000.00	504045.00	2,184,045.00	2184045.00	0.00	0.00
283	DBT Post Doctoral Pgrm. -S.K.Gosh	534,062.00	0.00	161868.00	-372,196.00	0.00	372,196.00	0.00
284	DBT RA Stipend to Biswajit Chakraborty	0.00	146,800.00	353600.00	500,400.00	349200.00	0.00	151,200.00
285	Donation for Bust of R.N. Tagore-T. Bhattacharjee	0.00	10,000.00	0.00	10,000.00	0.00	0.00	10,000.00
286	Grant for Conducting UGC-NET Examination	0.00	313,874.00	450000.00	763,874.00	763874.00	0.00	0.00
287	Grant From INSA to S K Panda	0.00	0.00	25839.00	25,839.00	25839.00	0.00	0.00
288	Grant From UGC-Sc/ST, Coaching at PG/UG Level-N/P	0.00	184,000.00	0.00	184,000.00	0.00	0.00	184,000.00
289	Grants for Upgradation of Computer Centre	0.00	3,104,347.00	0.00	3,104,347.00	0.00	0.00	3,104,347.00
290	Grants From NCRI for Training-M Gangabushion	0.00	0.00	15000.00	15,000.00	15000.00	0.00	0.00
291	Grants From NSS for NYPP-M Gangabushion	0.00	0.00	15000.00	15,000.00	15000.00	0.00	0.00
292	Help Centre Expenditure of Councelling CCB	0.00	60,000.00	0.00	60,000.00	0.00	0.00	60,000.00
293	ICHR Grant to N Bijen Meetei	0.00	90,000.00	10000.00	100,000.00	90000.00	0.00	10,000.00
294	ICHR Grant to Sajal Nag	0.00	900,000.00	0.00	900,000.00	0.00	0.00	900,000.00
295	ICPR Grant to S K Biswas	0.00	0.00	7500.00	7,500.00	0.00	0.00	7,500.00
296	ICSSR Seminar Inter-Disciplin-Prafulla K Nath	0.00	45,000.00	5000.00	50,000.00	50000.00	0.00	0.00
	Total Carried forward to Next Page	9,850,475.10	118,184,457.29	58,645,848.06	166,979,830.25	82,108,549.67	1,962,629.82	86,833,910.40

Sl. No.	Name of the Project	Opening Balance as on 01-04-2014		Receipt/ Recoveries during the yr.	TOTAL	Expenditure during the year	Closing Balance as on 31-03-2015	
		Dr.	Cr.				Dr.	Cr.
1	2	3	4	5	6	7	8	9
	Brought Forward	9,850,475.10	118,184,457.29	58,645,846.06	166,979,830.25	82,108,549.67	1,962,629.82	86,833,910.40
297	ICSSR Seminar'Research Meth-Vulli Dhanaraju	0.00	0.00	55000.00	55,000.00	55000.00	0.00	0.00
298	ICSSR Seminar' »Sailen Dutta Das	0.00	45,000.00	5000.00	50,000.00	50000.00	0.00	0.00
299	ICSSR Seminar Grant-Nirakar Malik	0.00	585,000.00	0.00	585,000.00	0.00	0.00	585,000.00
300	ICSSR-Training Course on Reserach Meth-NN Pandey	0.00	0.00	9499.00	9,499.00	9499.00	0.00	0.00
301	Impact Evaluation—States of India	3,902.00	0.00	0.00	-3,902.00	0.00	3,902.00	0.00
302	Intl. Conf.On'Social Exc(ICSSR)-Barunjoyti Choudhur	0.00	235,000.00	15000.00	250,000.00	250000.00	0.00	0.00
303	National Associateship (BCIL)-S K Ghosh	0.00	0.00	100000.00	100,000.00	100000.00	0.00	0.00
304	National Conf On/Contemporary Bio-MD Choudhury	0.00	0.00	100000.00	100,000.00	100000.00	0.00	0.00
305	National Conf on Recent Trends...M.D.Choudhury	0.00	50,000.00	0.00	50,000.00	0.00	0.00	50,000.00
306	National Geography Research Institute-Grant	0.00	200,000.00	0.00	200,000.00	0.00	0.00	200,000.00
307	National Seminaron'Contemporary Edu- M Gangabhusan	0.00	0.00	180000.00	180,000.00	180000.00	0.00	0.00
308	National Seminar on Collection Development-2011	28,850.00	0.00	0.00	-28,850.00	0.00	28,850.00	0.00
309	National Seminar Organized by Commerce Deptt.	4,940.00	0.00	0.00	-4,940.00	0.00	4,940.00	0.00
310	National Workshop on Principles & Appli. of GC-MS	0.00	30,000.00	0.00	30,000.00	0.00	0.00	30,000.00
311	National Sem. on 'Endangered Language .A K Baisya	0.00	13.00	0.00	13.00	13.00	0.00	0.00
312	NEBINET Meeting (D&T-BIF)	0.00	0.00	219000.00	219,000.00	219000.00	0.00	0.00
313	NSS Grant Receipt	0.00	1,002.00	450750.00	451,752.00	405880.00	0.00	45,872.00
314	Promotion of Ethics Human Values	0.00	80,000.00	0.00	80,000.00	0.00	0.00	80,000.00
315	Reaserch MethodologyCourse(ICSSR)-Paromita Das&GPF	0.00	0.00	495000.00	495,000.00	495000.00	0.00	0.00
316	Saminaron'Manuscriptologists-Barunjoyti Choudhury	0.00	0.00	500000.00	500,000.00	500000.00	0.00	0.00
317	Seminar'Issues& Trends(ICSSR)-Seday Ch Das	0.00	45,000.00	0.00	45,000.00	45000.00	0.00	0.00
318	Seminar Grant(ICSSR)- A. Mazumder	0.00	5,015.00	0.00	5,015.00	0.00	0.00	5,015.00
319	Seminaron'Culture, Society(ICSSR)-Bela Das	0.00	67,500.00	7500.00	75,000.00	75000.00	0.00	0.00
320	Seminar On' Current Trends in Adv. (DEIT)-Ajoy Khan	90.00	0.00	90.00	0.00	0.00	0.00	0.00
321	Seminar On'Enviromental. NE India-Sajal Nag	0.00	673,000.00	0.00	673,000.00	0.00	0.00	673,000.00
	Total Carried forward to Next Page	9,888,257.10	120,200,987.29	60,782,687.06	171,095,417.25	84,592,941.67	2,000,321.82	88,502,797.40

Sl. No.	Name of the Project	Opening Balance as on 01-04-2014		Receipt/ Recoveries during the yr.	TOTAL	Expenditure during the year	Closing Balance as on 31-03-2015	
		Dr.	Cr.				Dr.	Cr.
1	2	3	4	5	6	7	8	9
	Brought Forward	9,888,257.10	120,200,987.29	60,782,687.06	171,095,417.25	84,592,941.67	2,000,321.82	88,502,797.40
322	Seminar On'Envisioning Folk. KV Nagaraj	0.00	172.00	0.00	172.00	172.00	0.00	0.00
323	Seminar on'Exploring Historical(MAKAIAS)-Sudeshna Pur	0.00	0.00	250000.00	250,000.00	0.00	0.00	250,000.00
324	Seminar On'Human Dev(ICSSR)-G Ram	0.00	90,435.00	0.00	90,435.00	0.00	0.00	90,435.00
325	Seminar on'Media and Human Rights(ICSSR)-GPPandey	0.00	0.00	382500.00	382,500.00	67500.00	0.00	315,000.00
326	Seminar on'Media Initiative(ICSSR)-Barunjoyti Choudh	0.00	0.00	135000.00	135,000.00	89242.00	0.00	45,758.00
327	Seminar on 'Philosophical Issues(ICPR)-A K Jena	0.00	360,000.00	0.00	360,000.00	360000.00	0.00	0.00
328	Seminar on 150 Yrs of Tagore;-Society-Bela Das	0.00	22,500.00	0.00	22,500.00	0.00	0.00	22,500.00
329	Seminar on Folk Traditions of NE India-D Bhattachar	75,000.00	0.00	0.00	-75,000.00	0.00	75,000.00	0.00
330	Seminar on Medical History-Dr. Sajal Nag	0.00	500.00	0.00	500.00	500.00	0.00	0.00
331	Seminar on Sustainable Liveli...NE India-J K Sahu	0.00	500.00	0.00	500.00	500.00	0.00	0.00
332	SERB'Second Meeting..EPMA at BHU	29,908.00	0.00	0.00	-29,908.00	0.00	29,908.00	0.00
333	SERB-Travel Grant-Neelam Pandey	0.00	0.00	133782.00	133,782.00	0.00	0.00	133,782.00
334	Sodhganga Scheme-XII Plan	0.00	0.00	1236000.00	1,236,000.00	0.00	0.00	1,236,000.00
335	Stpend to Dr. K C Das DBT-RA	0.00	373,400.00	0.00	373,400.00	0.00	0.00	373,400.00
336	Training On' PCR Based Adv. DNA..Dr. S K Ghosh	0.00	254,898.00	0.00	254,898.00	209398.00	0.00	45,500.00
337	UGC Post Doctoral Research Award-Arup Barman	0.00	545,000.00	0.00	545,000.00	0.00	0.00	545,000.00
338	UGC Reimbur.of Travel Grant to Arunjoyti Nath	0.00	0.00	108100.00	108,100.00	108100.00	0.00	0.00
339	Workshop on'Higher Education(NAAC)-Anindya S Choudhu	5,805.00	0.00	5805.00	0.00	0.00	0.00	0.00
340	Workshop on'Microwave Basics (SAMEER)S. Biswas	0.00	0.00	125000.00	125,000.00	125000.00	0.00	0.00
341	Workshop on Climate...Change-A.Gupta	0.00	5,000.00	0.00	5,000.00	0.00	0.00	5,000.00
342	Workshop on Manuscriptology & Paleography-Bengali	0.00	450.00	0.00	450.00	450.00	0.00	0.00
343	Workshop on National E-Governance Plan	0.00	2,155.00	0.00	2,155.00	2155.00	0.00	0.00
344	Workshop on Natural Disaster	0.00	10,000.00	0.00	10,000.00	0.00	0.00	10,000.00
	Grand Total	9,998,970.10	121,865,997.29	63,158,874.06	175,025,901.25	85,555,968.67	2,106,229.82	91,675,172.40


FINANCE OFFICER


VICE CHANCELLOR

ASSAM UNIVERSITY, SILCHAR

SUB-SCHEDULE 3B - SPONSORED FELLOWSHIPS & SCHOLARSHIPS.

Sl. No.	Name of the Sponsor	Opening Balance as on 01-04-2014		Transaction during the year		Closing Balance as on 31-03-2015	
		Dr.	Cr.	Dr.	Cr.	Dr.	Cr.
1	2	3	4	5	6	7	8
		0.00	0.00	923,776.00	1,318,015.00	0.00	394,239.00
1	CSIR Fellowship	0.00	542.00	0.00	0.00	0.00	542.00
2	Fellowship Grant to Dr. J R Biswas	0.00	48,000.00	0.00	0.00	0.00	48,000.00
3	Fellowship Grant to Kashrul Islam Laskar	0.00	81,000.00	25,000.00	0.00	0.00	56,000.00
4	IUAC Fellowship to Dr. S S Nath	0.00	186,000.00	0.00	0.00	0.00	186,000.00
5	IUSSTF Fellowship Grant to Sarbani Giri	0.00	238,462.00	288,000.00	0.00	49,538.00	0.00
6	Rajiv Gandhi National Fellowship for ST Candidates	0.00	0.00	576,000.00	0.00	743,118.00	0.00
7	Rajiv Gandhi National Fellowship for SC Candidates	167,118.00	0.00	2,581,335.00	1,868,529.00	0.00	515,648.00
8	UGC Research Fellowship to Meritorious Students- BSR	0.00	19,600.00	19,600.00	0.00	0.00	0.00
9	CSIR Fellowship to Harun Ali Rashid Pramanik	0.00	90,021.00	149,104.00	483,332.00	0.00	424,249.00
10	D S Kothari Post Doctoral Fellowship (UGC)	0.00	628,950.00	0.00	650,900.00	0.00	1,279,850.00
11	ICCR Fellowship	0.00	0.00	111,400.00	118,000.00	0.00	6,600.00
12	ICMR Fellowship	0.00	139,984.00	639,681.00	788,200.00	0.00	288,503.00
13	ICSSR Fellowship	0.00	36,000.00	0.00	64,000.00	0.00	100,000.00
14	ICSSR Fellowship to Prantik Roy	0.00	2,097,415.00	3,734,227.00	1,967,200.00	0.00	330,388.00
15	INSPIRE Fellowship	0.00	664,400.00	672,275.00	7,875.00	0.00	0.00
16	IUSSTF Fellowship Grant to Himadri S Das	0.00	0.00	0.00	0.00	80,000.00	0.00
17	UGC Scholarship for Rank Holder (P)	80,000.00	0.00	1,791,860.00	549,000.00	0.00	517,715.00
18	UGC JRF Fellowship	0.00	5,750.00	0.00	0.00	0.00	5,750.00
19	Maulana Azad National Fellowship for Minority Students	0.00	0.00	0.00	0.00	0.00	0.00
	TOTAL	247,118.00	7,225,153.00	11,512,258.00	7,815,051.00	712,656.00	4,153,484.00


FINANCE OFFICER


VICE CHANCELLOR

ASSAM UNIVERSITY, SILCHAR

SCHEDULE- 3C UNUTILISED GRANTS

(Amount in ₹)

Particulars		Current Year	Previous Year
A.	NLCPR Grants:		
	Balance Brought Forward	91,126,018.34	
	Add:		
	Receipts during the year	0.00	
	Interest on Investment earned during the year	4,988,240.00	
	Interest earned on savings accounts during the year	339,145.00	
	TOTAL (a)	96,453,403.34	91,126,018.34
	Less:		
	Utilised for Revenue expenditure	0.00	
	Utilised for Capital expenditure	5,177,598.00	
	TOTAL (b)	5,177,598.00	
	Unutilised carried forward (a-b)	91,275,805.34	91,126,018.34

B.	XII Plan Grants:		
	Balance Brought Forward	69,177,174.21	
	Add:		
	Receipts during the year	294,540,000.00	
	Interest on Investment earned during the year	13,463,380.43	
	Interest earned on savings accounts during the year	3,169,958.00	
	TOTAL (a)	380,350,512.64	69,177,174.21
	Less:		
	Utilised for Revenue expenditure	178,291,492.00	
	Utilised for Capital expenditure	42,810,058.64	
	TOTAL (b)	221,101,550.64	
	Unutilised carried forward (a-b)	159,248,962.00	69,177,174.21

(Amount in ₹)

Particulars		Current Year	Previous Year
C.	PLAN Grants:		
	Balance Brought Forward	113,753,192.10	
	Add:		
	Receipts during the year	-1,508,460.00	
	Interest on Investment earned during the year	15,946,659.00	
	Interest earned on savings accounts during the year	420,804.00	
	Adjustment for prior period	1,946,331.00	113,753,192.10
	TOTAL (a)	130,558,526.10	
	Less:		
	Utilised for Revenue expenditure	0.00	
	Utilised for Capital expenditure	6,034,527.00	
	TOTAL (b)	6,034,527.00	
	Unutilised carried forward (a-b)	124,523,999.10	113,753,192.10

D.	Diphu Campus Grants:		
	Balance Brought Forward	-7,306,295.06	
	Add:		
	Receipts during the year	0.00	
	Interest on Investment earned during the year	12,162,509.00	
	Interest earned on savings accounts during the year		
	TOTAL (a)	4,856,213.94	(7,306,295.06)
	Less:		
	Utilised for Revenue expenditure	0.00	
	Utilised for Capital expenditure	283,808.00	
	TOTAL (b)	283,808.00	
	Unutilised carried forward (a-b)	4,572,405.94	-7,306,295.06

		(Amount in ₹)	
Particulars	Current Year	Previous Year	
E. SOT Grants:			
Balance Brought Forward	60,323,035.00		
Add:			
Receipts during the year	0.00		
Interest on Investment earned during the year	0.00		
Interest earned on savings accounts during the year	2,823,485.00		
Adjustment for Prior period	7,731,759.00		
TOTAL (a)	70,878,279.00		60,323,035.00
Less:			
Utilised for Revenue expenditure	0.00		
Utilised for Capital expenditure	110,854,230.00		
TOTAL (b)	110,854,230.00		
Unutilised carried forward (a-b)	-39,975,951.00		60,323,035.00

F. TEQIP Grants:			
Balance Brought Forward	9,933,192.76		
Add:			
Receipts during the year	25,000,000.00		
Interest on Investment earned during the year	-207,857.03		
Interest earned on savings accounts during the year	942,554.00		
TOTAL (a)	35,667,889.73		9,933,192.76
Less:			
Utilised for Revenue expenditure	7,037,604.00		
Utilised for Capital expenditure	1,804,873.00		
TOTAL (b)	8,842,477.00		
Unutilised carried forward (a-b)	26,825,412.73		9,933,192.76

(Amount in ₹)

Particulars		Current Year	Previous Year
G.	OBC Grants:		
	Balance Brought Forward	-74,495,311.40	
	Add:		
	Receipts during the year	0.00	
	Interest on Investment earned during the year	6,903,869.00	
	Interest earned on savings accounts during the year	39,157.00	
	Adjustment for prior period	13,471,782.00	-74,495,311.40
	TOTAL (a)	-54,080,503.40	
	Less:		
	Utilised for Revenue expenditure	0.00	
	Utilised for Capital expenditure	13,471,782.00	
	TOTAL (b)	13,471,782.00	
	Unutilised carried forward (a-b)	-67,552,285.40	-74,495,311.40
Grand Total (A+B+C+D+E+F+G)		298,918,348.71	262,511,005.95

NOTES:

1. Unutilized grants includes advances on Capital Account.
2. Unutilized grants includes grants received in advance for the next year.
3. Unutilized grants are represented on the Assets side by Bank Balances, Short Term Deposits with Banks and Advances on Capital Account.


FINANCE OFFICER


VICE CHANCELLOR

ASSAM UNIVERSITY, SILCHAR

SCHEDULE 4 - FIXED ASSETS

DESCRIPTION	(Amount in ₹)									
	GROSS BLOCK				DEPRECIATION				NET BLOCK	
	Cost / valuation as at beginning of the year	Additions during the year	Deductions during the year	Cost/Valuation at the year end	As at the beginning of the year	Additions During the year	Deductions during the year	Total up to the year end	As at the current year end	As at the previous year end
1	2	3	4=(1+2-3)	5	6	7	8=(5+6-7)	9=(4-8)	10	
A. Tangible Assets										
1. Fixed Assets - Plan (Sub Schedule 4A)	1,191,933,348.52	6,034,527.00	0.00	1,197,967,875.52	254197413.00	17597931.00	0.00	291794814.00	906,173,061.52	937,715,935.52
2. Fixed Assets- XII Plan (Sub Schedule 4B)	97,913,425.00	42,935,558.64	0.00	139,848,983.64	6795187.00	11221180.00	0.00	18008317.00	121,040,666.64	90,227,238.00
3. Fixed Assets- Non - Plan (Sub Schedule 4C)	111,419,130.74	679,604.00	0.00	112,098,734.74	95284775.74	4241219.00	0.00	97525994.74	14,572,740.00	18,134,355.00
4. Fixed Assets - MRF (Sub Schedule 4D)	10,318,559.00	916,498.00	0.00	11,235,057.00	6929551.00	1811704.00	0.00	8231506.00	2,983,501.00	3,388,707.00
5. Fixed Assets - Sponsored Project (Sub Schedule 4E)	3,976,290.00	0.00	0.00	3,976,290.00	2709887.00	156838.00	0.00	2906725.00	1,326,565.00	1,266,403.00
6. Fixed Assets - Diphu Campus (Sub Schedule 4F)	115,511,677.00	281,808.00	0.00	115,793,485.00	13485103.00	5989588.00	0.00	13409689.00	98,525,796.00	102,031,574.00
7. Fixed Assets - SOT (Sub Schedule 4G)	205,627,156.00	110,854,230.00	0.00	316,481,386.00	9381768.00	7807489.00	0.00	18849257.00	298,432,129.00	196,245,388.00
8. Fixed Assets - DBC (Sub Schedule 4H)	531,556,006.00	697,395.00	0.00	532,253,401.00	60541885.00	2025253.00	0.00	80814888.00	451,409,013.00	470,994,171.00
9. Fixed Assets - NELPR (Sub Schedule 4I)	7,928,459.80	5,177,598.00	0.00	13,106,057.80	889485.00	749524.00	0.00	1139009.00	11,967,048.80	7,528,974.00
10. Fixed Assets - COURSE FEE FUND (Sub Schedule 4J)	1,598,241.00	3,767,746.00	0.00	5,365,987.00	7977.00	462354.00	0.00	469431.00	4,956,556.00	1,591,164.00
11. Fixed Assets - TEQIP (Sub Schedule 4K)	41,894,713.00	1,804,873.00	0.00	43,699,586.00	848524.00	0.00	0.00	848524.00	42,841,062.00	41,036,189.00
Total	2,318,767,095.26	172,251,837.64	0.00	2,491,018,932.90	448,576,906.74	89,400,798.00	0.00	537,977,704.74	1,953,041,138.16	1,879,190,998.52
B. Intangible Assets										
1. Fixed Assets- XII Plan (Sub Schedule 4D)	42,000.00	774,500.00	0.00	816,500.00	10,500.00	11,091.00	0.00	21,591.00	794,909.00	31,500.00
2. Fixed Assets- DBC (Sub Schedule 4H)	0.00	12,774,387.00	0.00	12,774,387.00	0.00	3,392,096.00	0.00	3,392,096.00	9,382,291.00	0.00
3. Fixed Assets- TEQIP (Sub Schedule 4K)	3,541,887.00	0.00	0.00	3,541,887.00	71,754.00	0.00	0.00	71,754.00	3,470,133.00	3,470,133.00
Total	3,583,887.00	13,548,887.00	0.00	17,132,774.00	82,254.00	3,403,187.00	0.00	3,485,441.00	13,647,333.00	3,501,633.00
C. Capital Work in Progress										
1. Fixed Assets - Plan (Sub Schedule 4A)	0.00	0.00	0.00	0.00	0.00	0.00	0.00	0.00	0.00	0.00
TOTAL (A+ B+C)	2,322,350,982.26	185,800,724.64	0.00	2,508,151,616.90	448,659,160.74	92,803,985.00	0.00	541,463,145.74	1,966,688,471.16	1,873,691,731.52

Note: Prior Period Depreciation amounting to Rs. 11,87,241.00 charged in this year shown as addition to the depreciation in the Schedule. The amount of the such Prior Period Depreciation directly charged to the Capital Account. Hence, the Current Year Depreciation being Rs. 8,96,16,744.00 (Rs. 9,28,03,985.00 - Rs. 31,87,241.00).


FINANCE OFFICER


VICE CHANCELLOR

ASSAM UNIVERSITY, SILCHAR

SUB-SCHEDULE 4A - FIXED ASSETS (PLAN)

(Amount in ₹)

DESCRIPTION Name of Fund	GROSS BLOCK				DEPRECIATION				NET BLOCK	
	Cost / valuation as at beginning of the year	Additions during the year	Deductions during the year	Cost/Valuation at the year end	As at the beginning of the year	Additions During the year	Deductions during the year	Total up to the year end	As at the current year end	As at the previous year end
	1	2	3	4=(1+2-3)	5	6	7	8=(5+6-7)	9=(4-8)	10
I. Land :										
a) Freehold	0.00	0.00	0.00	0.00	0.00	0.00	0.00	0.00	0.00	0.00
b) Leasehold	0.00	0.00	0.00	0.00	0.00	0.00	0.00	0.00	0.00	0.00
II. Buildings :										
a) On Freehold Land	901,735,352.00	719,798.00	0.00	902,475,150.00	88,735,673.00	10,036,129.00	0.00	106771802.00	795703148.00	612,999,679.00
b) On Leasehold Land	0.00	0.00	0.00	0.00	0.00	0.00	0.00	0.00	0.00	0.00
c) Ownership Flats/ Premises	0.00	0.00	0.00	0.00	0.00	0.00	0.00	0.00	0.00	0.00
d) Superstructures on Land not belonging to educational institutions	0.00	0.00	0.00	0.00	0.00	0.00	0.00	0.00	0.00	0.00
III. Plants, machinery & equipment	0.00	0.00	0.00	0.00	0.00	0.00	0.00	0.00	0.00	0.00
IV. Vehicle	10,971,223.00	0.00	0.00	10,971,223.00	6,534,760.00	1,097,127.00	0.00	7631887.00	3339341.00	4,636,463.00
V. Furniture & Fixtures.	36,761,540.00	0.00	0.00	36,761,540.00	34,269,802.00	2,757,116.00	0.00	37026918.00	2979822.00	22,491,730.00
VI. Office Equipment	3,688,266.00	0.00	0.00	3,688,266.00	2,632,824.00	276,620.00	0.00	2909444.00	778422.00	1,055,442.00
VII. Computer-Peripherals & Software	36,373,136.00	4,612,041.00	0.00	60,985,977.00	56,373,135.00	1,437,716.00	0.00	5810851.00	2975136.00	1.00
VIII. Electric Installations	30,329,164.00	601,888.00	0.00	31,611,052.00	12,660,075.00	1,621,466.00	0.00	14289541.00	17921911.00	18,261,000.00
IX. Library Books	51,259,112.00	0.00	0.00	51,259,112.00	40,683,240.00	5,325,911.00	0.00	45969151.00	7169961.00	12,615,872.00
X. Tube wells & water supply	2,243,829.00	0.00	0.00	2,243,829.00	411,608.00	44,877.00	0.00	456565.00	1787264.00	1,832,143.00
XI. Other fixed assets										
1. Roads, Culverts & Bridges	21,476,959.00	0.00	0.00	21,476,959.00	1,737,537.00	479,539.00	0.00	4187076.00	17309893.00	17,719,422.00
2. Laboratory apparatus and Scientific equipment	24,625,116.00	0.00	0.00	24,625,116.00	16,358,811.00	1,970,009.00	0.00	18228820.00	3896296.00	7,666,305.00
3. Audio visual equipment	440,544.00	0.00	0.00	440,544.00	276,022.00	33,041.00	0.00	309063.00	131481.00	164,522.00
4. Sports Goods /Student Amenities/Materials/Adventure sports	10,254,195.00	0.00	0.00	10,254,195.00	3,469,552.00	1,025,420.00	0.00	4494971.00	5750223.00	8,784,643.00
5. Networking	497,354.00	0.00	0.00	497,354.00	348,145.00	49,715.00	0.00	397860.00	30474.00	149,209.00
6. Equipment CIL - XI Plan	13,007,115.52	0.00	0.00	13,007,115.52	3,524,752.00	1,104,569.00	0.00	4629321.00	8177794.52	10,702,363.52
7. Campus Development - XI Plan	4,360,087.00	0.00	0.00	4,360,087.00	872,020.00	438,001.00	0.00	1308021.00	3051966.00	3,407,987.00
8. Equipment - XI Plan (Interest)	13,369,083.00	0.00	0.00	13,369,083.00	1,529,087.00	1,002,681.00	0.00	2532408.00	10836595.00	11,839,276.00
9. Computer - Computer Centre - XI Plan	2,007,133.00	0.00	0.00	2,007,133.00	369,243.00	347,834.00	0.00	717177.00	1369958.00	1,717,792.00
10. Equipment - Library - XI Plan	544,636.00	0.00	0.00	544,636.00	102,804.00	40,848.00	0.00	143532.00	401104.00	441,952.00
11. Merget Scheme - Equipment - XI Plan	4,509,582.00	0.00	0.00	4,509,582.00	739,543.00	300,767.00	0.00	1109310.00	3409272.00	3,770,039.00
A. TOTAL of CURRENT YEAR	1,191,933,348.52	6,034,527.00	0.00	1,197,967,875.52	254,197,413.80	37,597,401.00	0.00	291,794,814.00	906,173,061.52	937,735,935.52
B. Capital Work - In - Progress	0.00	0.00	0.00	0.00	0.00	0.00	0.00	0.00	0.00	0.00
XIII. Intangible assets										
C. Software	0.00	0.00	0.00	0.00	0.00	0.00	0.00	0.00	0.00	0.00
TOTAL (A+ B+C)	1,191,933,348.52	6,034,527.00	0.00	1,197,967,875.52	254,197,413.80	37,597,401.00	0.00	291,794,814.00	906,173,061.52	937,735,935.52


FINANCE OFFICER

Somnath Saengpta
VICE CHANCELLOR

SUB-SCHEDULE 4B - FIXED ASSETS (XII PLAN)

ASSAM UNIVERSITY, SILCHAR

DESCRIPTION Name of Fund	GROSS BLOCK				DEPRECIATION				(Amount in ₹) NET BLOCK	
	Cost / valuation as at beginning of the year	Additions during the year	Deductions during the year	Cost/Valuation at the year end	As at the beginning of the year	Additions during the year	Deductions during the year	Total up to the year end	As at the current year end	As at the previous year end
	1	2	3	4=(1+2-3)	5	6	7	8=(5+6-7)	9=(4-8)	10
I. Land :										
a) Freehold	0.00	0.00	0.00	0.00	0.00	0.00	0.00	0.00	0.00	0.00
b) Leasehold	0.00	0.00	0.00	0.00	0.00	0.00	0.00	0.00	0.00	0.00
II. Buildings :										
a) On Freehold Land (including semi - permanent)	9,393,924.00	874,700.00	0.00	10,268,624.00	127,371.00	209,731.00	0.00	337,102.00	9931,522.00	9,266,583.00
b) On Leasehold Land	0.00	0.00	0.00	0.00	0.00	0.00	0.00	0.00	0.00	0.00
c) Ownership Flats/ Premises	0.00	0.00	0.00	0.00	0.00	0.00	0.00	0.00	0.00	0.00
d) Superstructures on Land not belonging to educational institutions	0.00	0.00	0.00	0.00	0.00	0.00	0.00	0.00	0.00	0.00
III. Plants, machinery & equipment	0.00	0.00	0.00	0.00	0.00	0.00	0.00	0.00	0.00	0.00
IV. Vehicle	1,118,188.00	0.00	0.00	1,118,188.00	78,733.00	111,819.00	0.00	190,552.00	927,636.00	1,039,455.00
V. Furniture & Fixtures,	10,724,230.00	3,267,044.00	0.00	13,991,274.00	542,011.00	919,086.00	0.00	1,461,097.00	12,530,177.00	10,181,417.00
VI. Office Equipment/Equipment XII Plan/Audio Visual	5,257,329.00	3,505,299.00	0.00	8,762,628.00	269,155.00	593,715.00	0.00	862,870.00	7,900,758.00	4,908,174.00
VII. Computer/ Peripherals	9,753,781.00	1,826,492.00	0.00	11,580,273.00	1,852,182.00	2,330,478.00	0.00	4,182,660.00	7,397,613.00	7,901,599.00
VIII. Electrical Installations & Fittings	5,587,934.00	981,790.00	0.00	6,569,724.00	191,874.00	318,224.00	0.00	500,098.00	6,069,626.00	5,296,008.00
IX. Library Books & Journal	2,708,693.00	2,449,386.00	0.00	5,158,079.00	218,295.00	837,461.00	0.00	1,055,756.00	4,102,323.00	2,482,398.00
X. Tube wells & water harvesting	708,786.00	78,735.00	0.00	787,521.00	36,119.00	76,730.00	0.00	1,134.00	786,387.00	672,667.00
XI. Other fixed assets										
1. Campus Development	37,517,067.00	18,571,845.00	0.00	56,088,912.00	2,732,719.00	4,812,525.00	0.00	7,545,244.00	48,543,668.00	35,205,148.00
2. Merged Scheme Equipment	243,092.00		0.00	243,092.00	18,045.00	21,433.00	0.00	39,478.00	203,617.00	225,047.00
3. Networking	6,809,713.00	9,610,235.00	0.00	16,419,948.00	729,203.00	865,187.00	0.00	1,594,390.00	14,825,558.00	6,001,510.00
4. Computer Centre	286,118.00	288,820.00	0.00	574,938.00	28,434.00	105,693.00	0.00	134,127.00	440,811.00	257,660.00
5. Lab & Scientific Equipment	4,044,453.00	2,267,544.64	0.00	6,311,997.64	275,294.00	415,579.00	0.00	690,873.00	5,621,124.64	3,769,159.00
6. Merged Scheme Assets	1,318,036.00	30,607.00	0.00	1,348,643.00	83,573.00	123,004.00	0.00	206,577.00	1,142,066.00	1,258,465.00
7. Other Infrastructure/Other Electrical Infrastructures	1,091,444.00	251,853.00	0.00	1,343,297.00	1,603.00	34,941.00	0.00	36,544.00	1,306,753.00	1,089,841.00
B. Sports Goods /Student Amenities/Adventure Sports										
A. TOTAL of CURRENT YEAR	97,013,425.00	42,035,558.64	0.00	139,048,983.64	6,786,187.00	11,222,136.00	0.00	18,008,323.00	121,040,660.64	90,227,238.00
XII. Capital Work- in - Progress	0.00	0.00	0.00	0.00	0.00	0.00	0.00	0.00	0.00	0.00
B. NET WORK - IN - PROGRESS										
XIII. Intangible assets	0.00	0.00	0.00	0.00	0.00	0.00	0.00	0.00	0.00	0.00
C. Software										
A. TOTAL of CURRENT YEAR	42,000.00	774,500.00	0.00	816,500.00	10,500.00	11,091.00	0.00	21,591.00	795,000.00	31,500.00
TOTAL (A+ B+C)	97,055,425.00	42,810,058.64	0.00	139,865,483.64	6,796,687.00	11,233,227.00	0.00	18,029,914.00	121,835,570.64	90,258,738.00


FINANCE OFFICER


VICE CHANCELLOR

ASSAM UNIVERSITY, SILCHAR

SUB-SCHEDULE 4C - FIXED ASSETS (NON PLAN)

(Amount in ₹)

DESCRIPTION Name of Fund	GROSS BLOCK				DEPRECIATION				NET BLOCK	
	Cost / valuation as at beginning of the year	Additions during the year	Deductio s during the year	Cost/Valuation at the year end	As at the beginning of the year	Additions During the year	Deductio s during the year	Total up to the year end	As at the current year end	As at the previous year end
	1	2	3	4=(1+2-3)	5	6	7	8=(5+6-7)	9=(4-8)	10
I. Land :										
a) Freehold	1.00	0.00	0.00	1.00	0.00	0.00	0.00	0.00	1.00	1.00
b) Leasehold	0.00	0.00	0.00	0.00	0.00	0.00	0.00	0.00	0.00	0.00
II. Buildings :										
a) On Freehold Land - Semi Permanent	0.00	0.00	0.00	0.00	0.00	0.00	0.00	0.00	0.00	0.00
a) On Freehold Land - Other	34,749,803.00	0.00	0.00	34,749,803.00	21,623,618.00	2,743,009.00	0.00	24,366,627.00	10,381,116.00	13,126,185.00
b) On Leasehold Land	0.00	0.00	0.00	0.00	0.00	0.00	0.00	0.00	0.00	0.00
c) Ownership Flats/ Premises	0.00	0.00	0.00	0.00	0.00	0.00	0.00	0.00	0.00	0.00
d) Superstructures on Land not belonging to educational institutions	0.00	0.00	0.00	0.00	0.00	0.00	0.00	0.00	0.00	0.00
III. Plants, machinery & equipment	2,585,249.00	0.00	0.00	2,585,249.00	2,003,969.00	129,262.00	0.00	2,133,231.00	452,018.00	581,280.00
IV. Vehicle	2,627,495.00	0.00	0.00	2,627,495.00	2,627,494.00	0.00	0.00	2,627,494.00	1.00	1.00
V. Furniture & Fixtures	12,328,471.00	184,624.00	0.00	12,513,095.00	11,677,508.00	835,586.00	0.00	12,513,094.00	1.00	650,963.00
VI. Office Equipment	2,020,415.79	487,200.00	0.00	2,507,615.79	2,020,414.79	151,531.00	0.00	2,171,945.79	33,670.00	1.00
VII. Computer/ Peripherals	10,406,371.00	7,780.00	0.00	10,414,151.00	10,402,328.00	4,318.00	0.00	10,406,644.00	7,507.00	4,045.00
VIII. Electric Installations	272,328.00	0.00	0.00	272,328.00	95,691.00	13,616.00	0.00	109,307.00	16,902.00	176,637.00
IX. Library Books	25,862,360.95	0.00	0.00	25,862,360.95	25,862,359.95	0.00	0.00	25,862,359.95	1.00	1.00
X. Tube wells & water supply	290,930.00	0.00	0.00	290,930.00	48,014.00	5,970.00	0.00	53,993.00	244,937.00	250,916.00
XI. Other Fixed assets										
1. Roads & Bridges	1.00	0.00	0.00	1.00	0.00	0.00	0.00	0.00	1.00	1.00
2. Laboratory Apparatus & Scientific Equipment	13,120,001.00	0.00	0.00	13,120,001.00	13,120,000.00	0.00	0.00	13,120,000.00	1.00	1.00
3. Audio visual Equipment	2,461,694.00	0.00	0.00	2,461,694.00	2,461,693.00	0.00	0.00	2,461,693.00	1.00	1.00
4. Equipments MBA	4,606,010.00	0.00	0.00	4,606,010.00	1,341,680.00	357,850.00	0.00	1,699,546.00	2,986,464.00	3,344,322.00
A. TOTAL of CURRENT YEAR	111,419,130.74	679,604.00	0.00	112,098,734.74	93,284,775.74	4,241,219.00	0.00	97,525,994.74	14,572,740.00	18,134,355.00
XII. Capital Work- In - Progress	0.00	0.00	0.00	0.00	0.00	0.00	0.00	0.00	0.00	0.00
B. NET WORK - IN - PROGRESS	0.00	0.00	0.00	0.00	0.00	0.00	0.00	0.00	0.00	0.00
XIII. Intangible assets										
GROSS BLOCK	0.00	0.00	0.00	0.00	0.00	0.00	0.00	0.00	0.00	0.00
TOTAL (A+ B+C)	111,419,130.74	679,604.00	0.00	112,098,734.74	93,284,775.74	4,241,219.00	0.00	97,525,994.74	14,572,740.00	18,134,355.00


FINANCE OFFICER


VICE CHANCELLOR

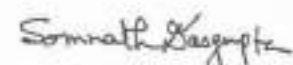
ASSAM UNIVERSITY, SILCHAR

SUB-SCHEDULE 4D - FIXED ASSETS (MOBILISED RESOURCE FUND)

(Amount in ₹)

DESCRIPTION Name of Fund	GROSS BLOCK				DEPRECIATION				NET BLOCK	
	Cost / valuation as at beginning of the year	Additions during the year	Deductions during the year	Cost/Valuation at the year end	As at the beginning of the year	Additions During the year	Deductions during the year	Total up to the year end	As at the current year end	As at the previous year end
	1	2	3	4=(1+2-3)	5	6	7	8=(5+6-7)	9=(4-8)	10
I. Land :										
a) Freehold	0.00	0.00	0.00	0.00	0.00	0.00	0.00	0.00	0.00	0.00
b) Leasehold	0.00	0.00	0.00	0.00	0.00	0.00	0.00	0.00	0.00	0.00
II. Buildings :										
a) On Freehold Land (Semi Permanent)	5,179,296.00	375,757.00	0.00	5,555,053.00	3,103,829.00	970,298.00	0.00	4074127.00	1480926.00	2,075,467.00
b) On Leasehold Land	0.00	0.00	0.00	0.00	0.00	0.00	0.00	0.00	0.00	0.00
c) Ownership Flats / Premises	0.00	0.00	0.00	0.00	0.00	0.00	0.00	0.00	0.00	0.00
d) Superstructures on Land not belonging to educational institutions	0.00	0.00	0.00	0.00	0.00	0.00	0.00	0.00	0.00	0.00
III. Plants, machinery & equipment	0.00	0.00	0.00	0.00	0.00	0.00	0.00	0.00	0.00	0.00
IV. Vehicle	0.00	0.00	0.00	0.00	0.00	0.00	0.00	0.00	0.00	0.00
V. Furniture & Fixtures.	2,497,285.00	118,363.00	0.00	2,615,648.00	2,240,746.00	190,198.00	0.00	2430944.00	184704.00	256,539.00
VI. Office Equipment	1,429,889.00	413,036.00	0.00	1,842,925.00	1,076,624.00	114,963.00	0.00	1191667.00	551338.00	353,265.00
VII. Computer/ Peripherals	0.00	0.00	0.00	0.00	0.00	0.00	0.00	0.00	0.00	0.00
VIII. Electric Installations	729,682.00	0.00	0.00	729,682.00	796,013.00	36,484.00	0.00	432497.00	297185.00	333,669.00
IX. Library Books	0.00	9,342.00	0.00	9,342.00	0.00	113.00	0.00	113.00	9228.00	0.00
X. Tube wells & water supply	482,407.00	0.00	0.00	482,407.00	112,640.00	9,648.00	0.00	122288.00	360118.00	569,767.00
XI. Other fixed assets	0.00	0.00	0.00	0.00	0.00	0.00	0.00	0.00	0.00	0.00
A. TOTAL of CURRENT YEAR	10,318,559.00	916,498.00	0.00	11,235,057.00	6,929,852.00	1,321,704.00	0.00	8,251,556.00	2,983,501.00	3,388,707.00
XII. Capital Work- In - Progress	0.00	0.00	0.00	0.00	0.00	0.00	0.00	0.00	0.00	0.00
B. NET WORK - IN - PROGRESS	0.00	0.00	0.00	0.00	0.00	0.00	0.00	0.00	0.00	0.00
XIII. Intangible assets										
GROSS BLOCK	0.00	0.00	0.00	0.00	0.00	0.00	0.00	0.00	0.00	0.00
TOTAL (A+ B+C)	10,318,559.00	916,498.00	0.00	11,235,057.00	6,929,852.00	1,321,704.00	0.00	8,251,556.00	2,983,501.00	3,388,707.00


FINANCE OFFICER


VICE CHANCELLOR

ASSAM UNIVERSITY, SILCHAR

SUB-SCHEDULE 4E- FIXED ASSETS (SPONSORED PROJECT)

(Amount in ₹)

DESCRIPTION Name of Fund	GROSS BLOCK				DEPRECIATION				NET BLOCK	
	Cost / valuation as at beginning of the year	Additions during the year	Deductions during the year	Cost/Valuation at the year end	As at the beginning of the year	Additions During the year	Deductions during the year	Total up to the year end	As at the current year end	As at the previous year end
	1	2	3	4=(1+2-3)	5	6	7	8=(5+6-7)	9=(4-8)	10
I. Land :										
a) Freehold	0.00	0.00	0.00	0.00	0.00	0.00	0.00	0.00	0.00	0.00
b) Leasehold	0.00	0.00	0.00	0.00	0.00	0.00	0.00	0.00	0.00	0.00
II. Buildings :										
a) On Freehold Land	0.00	0.00	0.00	0.00	0.00	0.00	0.00	0.00	0.00	0.00
b) On Leasehold Land	0.00	0.00	0.00	0.00	0.00	0.00	0.00	0.00	0.00	0.00
c) Ownership Flats/ Premises	0.00	0.00	0.00	0.00	0.00	0.00	0.00	0.00	0.00	0.00
d) Superstructures on Land not belonging to educational institutions	0.00	0.00	0.00	0.00	0.00	0.00	0.00	0.00	0.00	0.00
III. Plants, machinery & equipment	2,938,287.00	0.00	0.00	2,938,287.00	1,689,563.00	146,914.00	0.00	1836477.00	1191820.00	1,248,724.00
IV. Vehicle	0.00	0.00	0.00	0.00	0.00	0.00	0.00	0.00	0.00	0.00
V. Furniture & Fixtures.	132,326.00	0.00	0.00	132,326.00	114,649.00	9,924.00	0.00	124573.00	7753.00	17,677.00
VI. Office Equipment	0.00	0.00	0.00	0.00	0.00	0.00	0.00	0.00	0.00	0.00
VII. Computer/ Peripherals	49,990.00	0.00	0.00	49,990.00	49,989.00	0.00	0.00	49989.00	1.00	1.00
VIII. Electric installations	0.00	0.00	0.00	0.00	0.00	0.00	0.00	0.00	0.00	0.00
IX. Library Books	0.00	0.00	0.00	0.00	0.00	0.00	0.00	0.00	0.00	0.00
X. Tube wells & water supply	0.00	0.00	0.00	0.00	0.00	0.00	0.00	0.00	0.00	0.00
XI. Other fixed assets										
1. Books & Journals	855,687.00	0.00	0.00	855,687.00	855,686.00	0.00	0.00	855686.00	1.00	1.00
A. TOTAL of CURRENT YEAR	3,976,290.00	0.00	0.00	3,976,290.00	2,709,887.00	156,838.00	0.00	2,866,725.00	1,109,565.00	1,266,403.00
XII. Capital Work- In - Progress	0.00	0.00	0.00	0.00	0.00	0.00	0.00	0.00	0.00	0.00
B. NET WORK - IN - PROGRESS	0.00	0.00	0.00	0.00	0.00	0.00	0.00	0.00	0.00	0.00
XIII. Intangible assets										
GROSS BLOCK										
TOTAL (A+ B+C)	3,976,290.00	0.00	0.00	3,976,290.00	2,709,887.00	156,838.00	0.00	2,866,725.00	1,109,565.00	1,266,403.00


FINANCE OFFICER

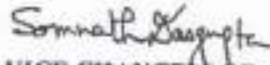
Somnath Dasgupta
VICE CHANCELLOR

ASSAM UNIVERSITY, SILCHAR

SUB-SCHEDULE 4F - FIXED ASSETS (DIPHU CAMPUS)

DESCRIPTION Name of Fund	GROSS BLOCK				DEPRECIATION				NET BLOCK	
	Cost / valuation as at beginning of the year	Additions during the year	Deductions during the year	Cost/Valuation at the year end	As at the beginning of the year	Additions During the year	Deductions during the year	Total up to the year end	As at the current year end	As at the previous year end
	1	2	3	4=(1+2-3)	5	6	7	8=(5+6-7)	9=(4-8)	10
I. Land :										
a) Freehold	0.00	0.00	0.00	0.00	0.00	0.00	0.00	0.00	0.00	0.00
b) Leasehold	0.00	0.00	0.00	0.00	0.00	0.00	0.00	0.00	0.00	0.00
II. Buildings :										
a) On Freehold Land	68,896,493.00	283,808.00	0.00	69,180,301.00	123,891.00	1,277,946.00	0.00	1501839.00	67678462.00	68,772,600.00
b) On Leasehold Land	0.00	0.00	0.00	0.00	0.00	0.00	0.00	0.00	0.00	0.00
c) Ownership Flats/ Premises	0.00	0.00	0.00	0.00	0.00	0.00	0.00	0.00	0.00	0.00
d) Superstructures on Land not belonging to educational institutions	0.00	0.00	0.00	0.00	0.00	0.00	0.00	0.00	0.00	0.00
III. Plants, machinery & equipment	0.00	0.00	0.00	0.00	0.00	0.00	0.00	0.00	0.00	0.00
IV. Vehicle	2,751,269.00	0.00	0.00	2,751,269.00	1,021,247.00	275,127.00	0.00	1296374.00	1454895.00	1,730,022.00
V. Furniture & Fixtures.	8,866,330.00	0.00	0.00	8,866,330.00	2,027,065.00	664,975.00	0.00	2692040.00	6174290.00	6,839,265.00
VI. Office Equipment	6,903,873.00	0.00	0.00	6,903,873.00	822,080.00	517,790.00	0.00	1339870.00	5564003.00	6,081,793.00
VII. Computer / Peripherals	5,439,209.00	0.00	0.00	5,439,209.00	2,359,610.00	1,087,842.00	0.00	3447452.00	1991757.00	3,079,599.00
VIII. Electric Installations	854,337.00	0.00	0.00	854,337.00	220,065.00	42,717.00	0.00	262782.00	591595.00	634,272.00
IX. Library Books	13,043,518.00	0.00	0.00	13,043,518.00	4,929,444.00	1,304,353.00	0.00	6233796.00	6809722.00	8,114,074.00
X. Tube wells & water supply	0.00	0.00	0.00	0.00	0.00	0.00	0.00	0.00	0.00	0.00
XI. Other fixed assets										
1. Laboratory apparatus and Scientific equipment	7,841,404.00	0.00	0.00	7,841,404.00	1,781,738.00	627,312.00	0.00	2409050.00	5432354.00	6,059,666.00
2. Sports goods.	46,755.00	0.00	0.00	46,755.00	25,070.00	4,676.00	0.00	29746.00	17009.00	21,085.00
3. Campus Development	868,489.00	0.00	0.00	868,489.00	169,891.00	86,049.00	0.00	256740.00	611749.00	698,598.00
A. TOTAL of CURRENT YEAR	115,511,677.00	283,808.00	0.00	115,795,485.00	13,480,103.00	5,989,586.00	0.00	19,469,689.00	96,325,796.00	102,031,574.00
XII. Capital Work- In - Progress	0.00	0.00	0.00	0.00	0.00	0.00	0.00	0.00	0.00	0.00
B. NET WORK - IN - PROGRESS	0.00	0.00	0.00	0.00	0.00	0.00	0.00	0.00	0.00	0.00
XIII. Intangible assets										
GROSS BLOCK	0.00	0.00	0.00	0.00	0.00	0.00	0.00	0.00	0.00	0.00
TOTAL (A+ B+C)	115,511,677.00	283,808.00	0.00	115,795,485.00	13,480,103.00	5,989,586.00	0.00	19,469,689.00	96,325,796.00	102,031,574.00


FINANCE OFFICER


VICE CHANCELLOR

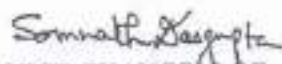
ASSAM UNIVERSITY, SILCHAR

SUB-SCHEDULE 4G - FIXED ASSETS (SCHOOL OF TECHNOLOGY)

(Amount in ₹)

DESCRIPTION Name of Fund	GROSS BLOCK				DEPRECIATION				NET BLOCK	
	Cost / valuation as at beginning of the year	Additions during the year	Deductio n during the year	Cost/Valuation at the year end	As at the beginning of the year	Additions During the year	Deductio n during the year	Total up to the year end	As at the current year end	As at the previous year end
	1	2	3	4=(1+2-3)	5	6	7	8=(5+6-7)	9=(4-8)	10
I. Land :										
a) Freehold	0.00	0.00	0.00	0.00	0.00	0.00	0.00	0.00	0.00	0.00
b) Leasehold	0.00	0.00	0.00	0.00	0.00	0.00	0.00	0.00	0.00	0.00
II. Buildings :										
a) On Freehold Land	167,823,587.00	106,380,889.00	0.00	274,204,476.00	2,243,128.00	3,497,313.00	0.00	5740441.00	268464035.00	165,580,459.00
b) On Leasehold Land	0.00	0.00	0.00	0.00	0.00	0.00	0.00	0.00	0.00	0.00
c) Ownership Flats/ Premises	0.00	0.00	0.00	0.00	0.00	0.00	0.00	0.00	0.00	0.00
d) Superstructures on Land not belonging to educational institutions	0.00	0.00	0.00	0.00	0.00	0.00	0.00	0.00	0.00	0.00
III. Plants, machinery & equipment	0.00	0.00	0.00	0.00	0.00	0.00	0.00	0.00	0.00	0.00
IV. Vehicle	0.00	0.00	0.00	0.00	0.00	0.00	0.00	0.00	0.00	0.00
V. Furniture & Fixtures.	10,487,875.00	694,860.00	0.00	11,182,735.00	1,936,020.00	884,109.00	0.00	2820129.00	8362606.00	8,551,855.00
VI. Office Equipment	0.00	0.00	0.00	0.00	0.00	0.00	0.00	0.00	0.00	0.00
VII. Computer/ Peripherals	467,001.00	0.00	0.00	467,001.00	467,000.00	0.00	0.00	467000.00	1.00	1.00
VIII. Electric Installations	33,089.00	0.00	0.00	33,089.00	11,650.00	1,654.00	0.00	13304.00	15785.00	21,439.00
IX. Library Books	2,153,353.00	0.00	0.00	2,153,353.00	353,572.00	215,335.00	0.00	568907.00	1584446.00	1,799,781.00
X. Tube wells & water supply	0.00	0.00	0.00	0.00	0.00	0.00	0.00	0.00	0.00	0.00
XI. Other fixed assets										
1. Laboratory apparatus and Scientific equipment	12,492,073.00	3,778,481.00	0.00	16,270,554.00	2,544,716.00	1,652,060.00	0.00	4196776.00	12073778.00	9,947,357.00
2. Campus Development	12,170,178.00	0.00	0.00	12,170,178.00	1,825,682.00	1,217,018.00	0.00	3042700.00	9127478.00	10,344,496.00
A. TOTAL of CURRENT YEAR	205,627,156.00	110,854,230.00	0.00	316,481,386.00	9,381,768.00	7,467,489.00	0.00	16,849,257.00	299,632,129.00	196,245,188.00
XII. Capital Work- In - Progress	0.00	0.00	0.00	0.00	0.00	0.00	0.00	0.00	0.00	0.00
B. NET WORK - IN - PROGRESS	0.00	0.00	0.00	0.00	0.00	0.00	0.00	0.00	0.00	0.00
XIII. Intangible assets										
GROSS BLOCK	0.00	0.00	0.00	0.00	0.00	0.00	0.00	0.00	0.00	0.00
TOTAL (A+ B+C)	205,627,156.00	110,854,230.00	0.00	316,481,386.00	9,381,768.00	7,467,489.00	0.00	16,849,257.00	299,632,129.00	196,245,188.00


FINANCE OFFICER


VICE CHANCELLOR

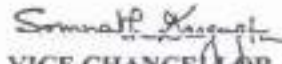
ASSAM UNIVERSITY, SILCHAR

SUB-SCHEDULE 4H - FIXED ASSETS (OBC)

(Amount in ₹)

DESCRIPTION Name of fund	GROSS BLOCK				DEPRECIATION				NET BLOCK	
	Cost / valuation as at beginning of the year	Additions during the year	Deductions during the year	Cost/Valuation at the year end	As at the beginning of the year	Additions During the year	Deductions during the year	Total up to the year end	As at the current year end	As at the previous year end
	1	2	3	4=(1+2-3)	5	6	7	8=(5+6-7)	9=(4-8)	10
I. Land :										
a) Freehold	0.00	0.00	0.00	0.00	0.00	0.00	0.00	0.00	0.00	0.00
b) Leasehold	0.00	0.00	0.00	0.00	0.00	0.00	0.00	0.00	0.00	0.00
II. Buildings :										
a) On Freehold Land	399,166,389.00	697,395.00	0.00	399,863,784.00	21,746,865.00	8,009,870.00	0.00	29,756,735.00	370,107,049.00	377,419,524.00
b) On Leasehold Land	0.00	0.00	0.00	0.00	0.00	0.00	0.00	0.00	0.00	0.00
c) Ownership Flats/ Premises	0.00	0.00	0.00	0.00	0.00	0.00	0.00	0.00	0.00	0.00
d) Superstructures on Land not belonging to educational institutions	0.00	0.00	0.00	0.00	0.00	0.00	0.00	0.00	0.00	0.00
III. Plants, machinery & equipment	0.00	0.00	0.00	0.00	0.00	0.00	0.00	0.00	0.00	0.00
IV. Vehicle	0.00	0.00	0.00	0.00	0.00	0.00	0.00	0.00	0.00	0.00
V. Furniture & Fixtures.	25,860,193.00	0.00	0.00	25,860,193.00	6,828,469.00	1,939,514.00	0.00	8,767,983.00	17,092,210.00	19,031,724.00
VI. Office Equipment	0.00	0.00	0.00	0.00		0.00	0.00	0.00	0.00	0.00
VII. Computer / Peripherals	8,827,798.00	0.00	0.00	8,827,798.00	6,818,804.00	1,765,560.00	0.00	8,584,364.00	14,344.00	2,008,994.00
VIII. Electric Installations	130,851.00	0.00	0.00	130,851.00	16,384.00	6,543.00	0.00	22,927.00	107,924.00	114,467.00
IX. Library books	24,756,435.00	0.00	0.00	24,756,435.00	9,108,631.00	2,475,644.00	0.00	11,584,275.00	13,172,160.00	15,647,804.00
X. Tube wells & water supply	0.00	0.00	0.00	0.00	0.00	0.00	0.00	0.00	0.00	0.00
XI. Other fixed assets										
1. Equipment	49,040,476.00	0.00	0.00	49,040,476.00	12,897,049.00	3,678,036.00	0.00	16,575,085.00	32,465,391.00	36,143,427.00
2. Campus Development	23,773,864.00	0.00	0.00	23,773,864.00	3,145,633.00	2,377,386.00	0.00	5,523,019.00	18,250,845.00	20,628,231.00
A. TOTAL of CURRENT YEAR	531,556,006.00	697,395.00	0.00	532,253,401.00	60,561,835.00	20,252,553.00	0.00	80,814,388.00	451,439,013.00	470,994,171.00
XII. Capital Work- In - Progress	0.00	0.00	0.00	0.00	0.00	0.00	0.00	0.00	0.00	0.00
	0.00	0.00	0.00	0.00	0.00	0.00	0.00	0.00	0.00	0.00
B. NET WORK - IN - PROGRESS	0.00	0.00	0.00	0.00	0.00	0.00	0.00	0.00	0.00	0.00
XIII. Intangible assets	0.00	12,774,387.00	0.00	12,774,387.00	0.00	3,392,095.00	0.00	3,392,095.00	9,382,291.00	0.00
GROSS BLOCK	0.00	0.00	0.00	0.00	0.00	0.00	0.00	0.00	0.00	0.00
TOTAL (A+ B+C)	531,556,006.00	13,471,782.00	0.00	545,027,788.00	60,561,835.00	23,644,649.00	0.00	84,206,037.00	460,821,304.00	470,994,171.00


FINANCE OFFICER


VICE CHANCELLOR

ASSAM UNIVERSITY, SILCHAR

SUB-SCHEDULE 4I - FIXED ASSETS (NLCPR)

(Amount in ₹)

DESCRIPTION Name of Fund	GROSS BLOCK				DEPRECIATION				NET BLOCK	
	Cost / valuation as at beginning of the year	Additions during the year	Deductions during the year	Cost/Valuation at the year end	As at the beginning of the year	Additions During the year	Deductions during the year	Total up to the year end	As at the current year end	As at the previous year end
	1	2	3	4=(1+2-3)	5	6	7	8=(5+6-7)	9=(4-8)	10
I. Land :										
a) Freehold	0.00	0.00	0.00	0.00	0.00	0.00	0.00	0.00	0.00	0.00
b) Leasehold	0.00	0.00	0.00	0.00	0.00	0.00	0.00	0.00	0.00	0.00
B. Buildings :										
a) On Freehold Land	645,792.00	5,177,598.00	0.00	5,823,390.00	2,088.00	66,536.00	0.00	68,624.00	5,754,766.00	643,704.00
b) On Leasehold Land	0.00	0.00	0.00	0.00	0.00	0.00	0.00	0.00	0.00	0.00
c) Ownership Flats/ Premises	0.00	0.00	0.00	0.00	0.00	0.00	0.00	0.00	0.00	0.00
d) Superstructures on Land not belonging to educational institutions	0.00	0.00	0.00	0.00	0.00	0.00	0.00	0.00	0.00	0.00
III. Plants, machinery & equipment	0.00	0.00	0.00	0.00	0.00	0.00	0.00	0.00	0.00	0.00
IV. Vehicle	0.00	0.00	0.00	0.00	0.00	0.00	0.00	0.00	0.00	0.00
V. Furniture & Fixtures	210,629.00	0.00	0.00	210,629.00	210,629.00	0.00	0.00	210,629.00	1.00	1.00
VI. Office Equipment	0.00	0.00	0.00	0.00	0.00	0.00	0.00	0.00	0.00	0.00
VII. Computer/ Peripherals	0.00	0.00	0.00	0.00	0.00	0.00	0.00	0.00	0.00	0.00
VIII. Electric Installations	484,314.00	0.00	0.00	484,314.00	150,657.00	24,216.00	0.00	174,873.00	310,041.00	334,257.00
IX. Library Books	0.00	0.00	0.00	0.00	0.00	0.00	0.00	0.00	0.00	0.00
X. Tube wells & water supply	0.00	0.00	0.00	0.00	0.00	0.00	0.00	0.00	0.00	0.00
XI. Other fixed assets										
I. Campus Development	6,587,724.00	0.00	0.00	6,587,724.00	26,712.00	658,772.00	0.00	685,484.00	5,902,240.00	6,561,012.00
A. TOTAL of CURRENT YEAR	7,928,459.00	5,177,598.00	0.00	13,106,057.00	389,485.00	749,524.00	0.00	1,139,009.00	11,967,048.00	7,538,974.00
XII. Capital Work- In - Progress	0.00	0.00	0.00	0.00	0.00	0.00	0.00	0.00	0.00	0.00
R. NET WORK - IN - PROGRESS	0.00	0.00	0.00	0.00	0.00	0.00	0.00	0.00	0.00	0.00
XIII. Intangible assets	0.00	0.00	0.00	0.00	0.00	0.00	0.00	0.00	0.00	0.00
GROSS BLOCK	0.00	0.00	0.00	0.00	0.00	0.00	0.00	0.00	0.00	0.00
TOTAL (A+ B+C)	7,928,459.00	5,177,598.00	0.00	13,106,057.00	389,485.00	749,524.00	0.00	1,139,009.00	11,967,048.00	7,538,974.00


FINANCE OFFICER


VICE CHANCELLOR

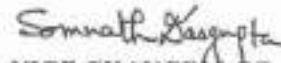
ASSAM UNIVERSITY, SILCHAR

SUB-SCHEDULE 4] - FIXED ASSETS (COURSE FEE FUND)

(Amount in ₹)

DESCRIPTION Name of Fund	GROSS BLOCK				DEPRECIATION				NET BLOCK	
	Cost / valuation as at beginning of the year	Additions during the year	Deductions during the year	Cost/Valuation at the year end	As at the beginning of the year	Additions During the year	Deduction s during the year	Total up to the year end	As at the current year end	As at the previous year end
	1	2	3	4=(1+2-3)	5	6	7	8=(5+6-7)	9=(4-8)	10
I. Land :										
a) Freehold	0.00	0.00	0.00	0.00	0.00	0.00	0.00	0.00	0.00	0.00
b) Leasehold	0.00	0.00	0.00	0.00	0.00	0.00	0.00	0.00	0.00	0.00
II. Buildings :										
a) On Freehold Land	0.00	0.00	0.00	0.00	0.00	0.00	0.00	0.00	0.00	0.00
b) On Leasehold Land	0.00	0.00	0.00	0.00	0.00	0.00	0.00	0.00	0.00	0.00
c) Ownership Flats/ Premises	0.00	0.00	0.00	0.00	0.00	0.00	0.00	0.00	0.00	0.00
d) Superstructures on Land not belonging to educational institutions	0.00	0.00	0.00	0.00	0.00	0.00	0.00	0.00	0.00	0.00
III. Plants, machinery & equipment	0.00	0.00	0.00	0.00	0.00	0.00	0.00	0.00	0.00	0.00
IV. Vehicle	0.00	0.00	0.00	0.00	0.00	0.00	0.00	0.00	0.00	0.00
V. Furniture & Fixtures.	98,241.00	431,570.00	0.00	529,811.00	81.00	30,626.00	0.00	30707.00	499104.00	98,160.00
VI. Office Equipment	0.00	1,053,612.00	0.00	1,053,612.00	0.00	58,357.00	0.00	58357.00	995255.00	0.00
VII. Computer/ Peripherals	0.00	671,165.00	0.00	671,165.00	0.00	116,772.00	0.00	116772.00	554393.00	0.00
VIII. Electric Installations	0.00	222,613.00	0.00	222,613.00	0.00	5,480.00	0.00	5480.00	217133.00	0.00
IX. Library Books	0.00	0.00	0.00	0.00	0.00	0.00	0.00	0.00	0.00	0.00
X. Tube wells & water supply	0.00	0.00	0.00	0.00	0.00	0.00	0.00	0.00	0.00	0.00
XI. Other fixed assets	0.00	0.00	0.00	0.00	0.00	0.00	0.00	0.00	0.00	0.00
I. Laboratory apparatus and Scientific equipment	1,500,000.00	1,388,786.00	0.00	2,888,786.00	6,996.00	191,119.00	0.00	198115.00	2,690,671.00	1,493,004.00
A. TOTAL of CURRENT YEAR	1,598,241.00	3,767,746.00	0.00	5,365,987.00	7,077.00	402,354.00	0.00	409,431.00	4,956,556.00	1,591,164.00
XII. Capital Work- in - Progress	0.00	0.00	0.00	0.00	0.00	0.00	0.00	0.00	0.00	0.00
B. NET WORK - IN - PROGRESS	0.00	0.00	0.00	0.00	0.00	0.00	0.00	0.00	0.00	0.00
XIII. Intangible assets	0.00	0.00	0.00	0.00	0.00	0.00	0.00	0.00	0.00	0.00
GROSS BLOCK	0.00	0.00	0.00	0.00	0.00	0.00	0.00	0.00	0.00	0.00
TOTAL (A+ B+C)	1,598,241.00	3,767,746.00	0.00	5,365,987.00	7,077.00	402,354.00	0.00	409,431.00	4,956,556.00	1,591,164.00


FINANCE OFFICER


VICE CHANCELLOR

ASSAM UNIVERSITY, SILCHAR

SUB-SCHEDULE 4K - FIXED ASSETS (TEQIP)


(Amount in ₹)

DESCRIPTION Name of Fund	GROSS BLOCK				DEPRECIATION				NET BLOCK	
	Cost / valuation as at beginning of the year	Additions during the year	Deductions during the year	Cost/Valuation at the year end	As at the beginning of the year	Additions During the year	Deductions during the year	Total up to the year end	As at the current year end	As at the previous year end
	1	2	3	4=(1+2-3)	5	6	7	8=(5+6-7)	9=(4-8)	10
I. Land :										
a) Freehold	0.00	0.00	0.00	0.00	0.00	0.00	0.00	0.00	0.00	0.00
b) Leasehold	0.00	0.00	0.00	0.00	0.00	0.00	0.00	0.00	0.00	0.00
II. Buildings :										
a) On Freehold Land	0.00	0.00	0.00	0.00	0.00	0.00	0.00	0.00	0.00	0.00
b) On Leasehold Land	0.00	0.00	0.00	0.00	0.00	0.00	0.00	0.00	0.00	0.00
c) Ownership Flats/ Premises	0.00	0.00	0.00	0.00	0.00	0.00	0.00	0.00	0.00	0.00
d) Superstructures on Land not belonging to educational institutions	0.00	0.00	0.00	0.00	0.00	0.00	0.00	0.00	0.00	0.00
III. Plants, machinery & equipment	0.00	0.00	0.00	0.00	0.00	0.00	0.00	0.00	0.00	0.00
IV. Vehicle	0.00	0.00	0.00	0.00	0.00	0.00	0.00	0.00	0.00	0.00
V. Furniture & Fixtures.	0.00	0.00	0.00	0.00	0.00	0.00	0.00	0.00	0.00	0.00
VI. Office Equipment	30,742,448.00	1,804,873.00	0.00	32,547,321.00	622,798.00	0.00	0.00	622,798.00	31,924,523.00	30,119,650.00
VII. Computer/ Peripherals	10,744,490.00	0.00	0.00	10,744,490.00	217,668.00	0.00	0.00	217,668.00	10,526,822.00	10,526,822.00
VIII. Electric installations	0.00	0.00	0.00	0.00	0.00	0.00	0.00	0.00	0.00	0.00
IX. Library Books	397,775.00	0.00	0.00	397,775.00	8,058.00	0.00	0.00	8,058.00	389,717.00	389,717.00
X. Tube wells & water supply	0.00	0.00	0.00	0.00	0.00	0.00	0.00	0.00	0.00	0.00
A. TOTAL of CURRENT YEAR	41,884,713.00	1,804,873.00	0.00	43,689,586.00	840,524.00	0.00	0.00	840,524.00	42,841,062.00	41,036,189.00
XII. Capital Work- In - Progress	0.00	0.00	0.00	0.00	0.00	0.00	0.00	0.00	0.00	0.00
B. NET WORK - IN - PROGRESS	0.00	0.00	0.00	0.00	0.00	0.00	0.00	0.00	0.00	0.00
XIII. Intangible assets	3,541,887.00	0.00	0.00	3,541,887.00	71,754.00	0.00	0.00	71,754.00	3,470,133.00	3,470,133.00
GROSS BLOCK	0.00	0.00	0.00	0.00	0.00	0.00	0.00	0.00	0.00	0.00
TOTAL (A+ B+C)	45,426,600.00	1,804,873.00	0.00	47,231,473.00	920,278.00	0.00	0.00	920,278.00	46,311,195.00	44,566,322.00

Notes: 1) Opening balances of the previous year has been regrouped and depreciation already provided proportionately distributed.

2) As per Audit observation depreciation has not been provided on TEQIP Assets.


FINANCE OFFICER


VICE CHANCELLOR


ASSAM UNIVERSITY, SILCHAR

SCHEDULE 5: INVESTMENTS FROM EARMARKED/ ENDOWMENT FUNDS

(Amount in ₹)

Term Deposits with Bank	Long Term Investments	Short Term Investments	Current Year	Previous Year
1	2	3	2+3=4	5
1) Pension Fund: Sub-schedule 5A	27,943,257.00	7,854,653.00	35,797,910.00	33,209,095.00
2) Mobilised Resource Fund: Sub-schedule 5B	0.00	15,245,228.00	15,245,228.00	13,693,987.00
3) Endowment Fund: Sub-schedule 5C	1,076,500.00	0.00	1,076,500.00	876,500.00
TOTAL	29,019,757.00	23,099,881.00	52,119,638.00	47,779,582.00


FINANCE OFFICER


VICE CHANCELLOR

SUB SCHEDULE 5A: PENSION FUND

(Amount in ₹)

Sl. No.	TDR Instrument No.	Name of the Bank/ Br.	Date of Investment	Rate of Investment	Date of Maturity	Amount
SHORT TERM INVESTMENT						
1	878081	UCO Bank	03.09.2014	9.1	03.09.2015	7,854,653.00
TOTAL (A)						7,854,653.00
LONG TERM INVESTMENT						
2	311000DA00000646	Punjab National Bank	27.03.2014	9	11.04.2017	5,282,854.00
3	349982	UCO Bank	29.08.2014	9	28.08.2016	713,102.00
4	351207	UCO Bank	29.08.2014	9	28.08.2016	3,252,262.00
5	482098	UCO Bank	19.01.2013	9.1	19.01.2016	616,617.00
6	942910	UCO Bank	23.01.2014	9	23.11.2021	1,800,000.00
7	942662	UCO Bank	17.12.2012	9.35	17.06.2020	10,000,000.00
8	942663	UCO Bank	17.12.2012	9.35	17.06.2020	1,000,000.00
9	997912	UCO Bank	23.01.2013	9.1	22.01.2016	615,404.00
10	690217	SBI, NIT Silchar	21.01.2012	9.25	21.01.2017	4,663,218.00
TOTAL (B)						27,943,257.00
TOTAL (A+B)						35,797,910.00

SUB SCHEDULE 5B: MOBILISED RESOURCE FUND INVESTMENT

Sl. No.	TDR Instrument No.	Name of the Bank/ Br.	Date of Investment	Rate of Investment	Date of Maturity	Amount
SHORT TERM INVESTMENT						
1	246865	Vijaya Bank, Silchar	24.02.2015	8.75	24.02.2016	6,450,393.00
2	336398	Bank of Baroda, Silchar	11.05.2014	9.05	11.05.2015	2,732,043.00
3	336399	Bank of Baroda, Silchar	11.05.2014	9.05	11.05.2015	2,732,043.00
4	621709	Federal Bank, Silchar	29.10.2014	9	29.10.2015	3,330,749.00
TOTAL						15,245,228.00


FINANCE OFFICER


VICE CHANCELLOR

ASSAM UNIVERSITY, SILCHAR

SUB SCHEDULE 5C: ENDOWMENT FUND INVESTMENT

(Amount in ₹)

SL. No	Name of the Endowment Fund	TDR Instrument No.	Name of the Bank/Br.	Date of Investment	Rate of Interest%	Date of Maturity	Amount
LONG TERM INVESTMENT							
1	A C Das Memorial Endow. Fund	690323	SBI, NIT Branch	17-04-2013	8.75	17-04-2016	10,000.00
2	Aparna Roy Memorial Endow. Fund	690314	SBI, NIT Branch	16-04-2013	8.75	16-04-2016	10,000.00
3	Bipin Chandra Pal Memorial Endow. Fund	718885	UCO Bank, AU Branch	28-03-2015	8.75	11/9/2022	10,000.00
4	B K Gupta Memorial Research schlp. Fund	690327	SBI, NIT Branch	17-04-2013	8.75	17-04-2016	200,000.00
5	Debabrata Roy Memorial Endow. Fund	878866	UCO Bank, AU Branch	1/7/2010	7.25	1/7/2015	10,000.00
6	D L Das Memorial Endow. Fund	878804	UCO Bank, AU Branch	18-06-2010	7.25	18-06-2015	10,000.00
7	D L Roy Memorial Endow. Fund	878867	UCO Bank, AU Branch	1/7/2010	7.25	1/7/2015	10,000.00
8	Dr. B Bhattacharjee Memorial Endow. Fund	997910	UCO Bank, AU Branch	29-09-2010	7.50	29-09-2015	15,000.00
9	Dr.S Ranganathan Memorial Endow. Fund	690315	SBI, NIT Branch	16-04-2013	8.75	16-04-2016	10,000.00
10	G C Roy Memorial Endow. Fund	690318	SBI, NIT Branch	16-04-2013	8.75	16-04-2016	10,000.00
11	G K Roy Memorial Endow. Fund	690324	SBI, NIT Branch	17-04-2013	8.75	17-04-2016	10,000.00
12	Hrishikesh Saha Memorial Endow. Fund	690251	SBI, NIT Branch	24-02-2012	9.25	28-02-2017	12,000.00
13	Kironbala Bhattacharjee Memorial Endow. Fund	690317	SBI, NIT Branch	16-04-2013	8.75	16-04-2016	10,000.00
14	K P Sengupta Memorial Endow. Fund	690321	SBI, NIT Branch	17-04-2013	8.75	17-04-2016	10,000.00
15	Muktashree Memorial Endow. Fund	690325	SBI, NIT Branch	17-04-2013	8.75	17-04-2016	10,000.00
16	N C M S Memorial Endow. Fund	246474	Vijaya Bank, Silchar	31-05-2011	9.00	31-05-2014	10,000.00
17	N B Digendra Kumar Dey Smriti Puraskar Account	204783	UCO Bank, AU Branch	11/7/2012	8.75	11/7/2017	9,500.00
18	Nilima Sarma Memorial Endow. Fund	690322	SBI, NIT Branch	17-04-2013	8.75	17-04-2016	10,000.00
19	N S Mate Memorial Endow. Fund	690319	SBI, NIT Branch	17-04-2013	8.75	17-04-2016	14,500.00
20	O Meena Devi Memorial Endow. Fund	690328	SBI, NIT Branch	17-04-2013	8.75	17-04-2016	10,000.00
21	P M Goswami Memorial Endow. Fund	878803	UCO Bank, AU Branch	19-06-2010	7.25	19-06-2015	10,000.00
Total carried forward							415,000.00

(Amount in ₹)

SL. No	Name of the Endowment Fund	TDR Instrument No.	Name of the Bank/Br.	Date of Investment	Rate of Interest%	Date of Maturity	Amount
Brought forward							415,000.00
22	R K Saha Memorial Endow. Fund	690329	SBI, NIT Branch	17-04-2013	8.75	17-04-2016	12,000.00
23	Sabitri Bhattacharjee Memorial Endow. Fund	690326	SBI, NIT Branch	17-04-2013	8.75	17-04-2016	10,000.00
24	Shanti Devi Memorial Endow. Fund	997909	UCO Bank, AU Branch	29-09-2010	7.50	29-09-2015	10,000.00
25	Sociological Research Award Endow. Fund	878887	UCO Bank, AU Branch	6/7/2010	7.25	6/7/2015	20,000.00
26	T S Brahmachari Memorial Endow. Fund	690316	SBI, NIT Branch	16-04-2013	8.75	16-4-2016	10,000.00
27	U S Dutta Memorial Award Account	204784	UCO Bank, AU Branch	11/7/2012	8.75	11/7/2017	9,500.00
28	Ushahati Sengupta Memorial Endow. Fund	690320	SBI, NIT Branch	17-04-2013	8.75	17-04-2016	10,000.00
29	Rita Kar Memorial Scholarship Fund	205100	UCO Bank, AU Branch	2/4/2013	8.75	2/4/2018	50,000.00
30	Murshedul Alam Mem. Endw Fund	205015	UCO Bank, AU Branch	25-11-2011	9.25	25-11-2016	20,000.00
31	Ajmal Foundation Prize for BA-LLB (Hons)	814156	UCO Bank, AU Branch	2/2/2012	9.25	2/2/2017	50,000.00
32	Ajmal Foundation Prize for B.Tech (I T)	814155	UCO Bank, AU Branch	2/2/2012	9.25	2/2/2017	50,000.00
33	Ananya Paul Memorial End. Award	206215	UCO Bank, AU Branch	19-02-2010	7.25	19-02-2015	20,000.00
34	Lal Behari Goala Mem. End. Fund	205897	UCO Bank, AU Branch	5/12/2009	8.00	5/12/2014	10,000.00
35	Lalit Sethi Mem. End. Fund	205898	UCO Bank, AU Branch	5/12/2009	8.00	5/12/2014	10,000.00
36	Laxminia Goala Mem. Endw. Fund	205896	UCO Bank, AU Branch	5/12/2009	8.00	5/12/2014	10,000.00
37	Haji Azmal Ali Mem. Endw. Award	206213	UCO Bank, AU Branch	19-02-2010	7.25	19-02-2015	25,000.00
38	Maryam Azmal Mem. Endw. Award	206214	UCO Bank, AU Branch	19-02-2010	7.25	19-02-2015	25,000.00
39	Surajbhan Khandelwal Mem. Endw. Fund	205895	UCO Bank, AU Branch	5/12/2009	8.00	5/12/2014	10,000.00
40	Mukundadas Memorial Endowment Fund	046580	UCO Bank, AU Branch	12/11/2013	9.00	12/11/2016	100,000.00
41	Subinoy Chandra Dutta Roy Memorial Endowment Gold Medal	917100	UCO Bank, AU Branch	3/12/2014	8.75	3/12/2019	100,000.00
42	Ayiriddhi Bhattacharjee Memorial Endowment Gold Medal	917099	UCO Bank, AU Branch	2/12/2014	8.75	2/12/2019	100,000.00
Total							1,076,500.00


FINANCE OFFICER


VICE CHANCELLOR

ASSAM UNIVERSITY, SILCHAR

SCHEDULE 6 : INVESTMENTS OTHERS

(Amount in ₹)

Term Deposits with Bank		Long Term Investment	Short Term Investment	Current Year	Previous Year
1		2	3	2+3=4	5
1) Plan fund :	Sub Schedule 6A	12,828,901.00	97,704,048.00	110,532,949.00	100,100,710.00
2) XII Plan Fund:	Sub Schedule 6B	0.00	147,778,773.43	147,778,773.43	43,449,365.66
3) Non-plan Fund:	Sub Schedule 6C	0.00	37,804,874.00	37,804,874.00	34,984,061.00
4) Hostel Fund:	Sub Schedule 6D	0.00	10,022,048.00	10,022,048.00	10,022,048.00
5) Diphu Campus Fund:	Sub Schedule 6E	15,794,468.00	6,828,402.00	22,622,870.00	19,205,059.00
6) Projects Fund:	Sub Schedule 6F	0.00	0.00	0.00	0.00
7) OBC Fund:	Sub Schedule 6G	0.00	20,234,225.00	20,234,225.00	18,484,015.00
8) NLCPR Fund:	Sub Schedule 6H	0.00	12,981,740.00	12,981,740.00	12,422,718.00
9) Caution Money Fund:	Sub Schedule 6I	866,308.00	0.00	866,308.00	866,308.00
TOTAL		29,489,677.00	333,354,110.43	362,843,787.43	239,534,284.66


FINANCE OFFICER


VICE CHANCELLOR

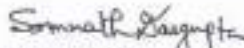
ASSAM UNIVERSITY, SILCHAR

SUB SCHEDULE 6A: PLAN FUND

(Amount in ₹)

Sl. No.	TDR Instrument No.	Name of the Bank/ Br.	Date of Investment	Rate of Investment	Date of Maturity	Amount
SHORT TERM INVESTMENT						
1	942669	UCO Bank, AUS	07.03.2015	8.6	07.03.2016	12,213,006.00
2	942670	UCO Bank, AUS	07.03.2015	8.6	07.03.2016	12,213,006.00
3	942671	UCO Bank, AUS	07.03.2015	8.6	07.03.2016	12,213,006.00
4	942672	UCO Bank, AUS	07.03.2015	8.6	07.03.2016	12,213,006.00
5	942673	UCO Bank, AUS	07.03.2015	8.6	07.03.2016	12,213,006.00
6	942674	UCO Bank, AUS	07.03.2015	8.6	07.03.2016	12,213,006.00
7	942675	UCO Bank, AUS	07.03.2015	8.6	07.03.2016	12,213,006.00
8	942676	UCO Bank, AUS	07.03.2015	8.6	07.03.2016	12,213,006.00
TOTAL (A)						97,704,048.00
LONG TERM INVESTMENT						
9	913040000100655	Axis Bank	01.10.2014	9	01.10.2016	12,828,901.00
TOTAL (B)						12,828,901.00
TOTAL (A+B)						110,532,949.00


 FINANCE OFFICER


 VICE CHANCELLOR

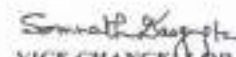
ASSAM UNIVERSITY, SILCHAR

SUB SCHEDULE 6B: XII PLAN FUND

(Amount in ₹)

Sl. No.	TDR Instrument No.	Name of the Bank/ Br.	Date of Investment	Rate of Investment	Date of Maturity	Amount
SHORT TERM INVESTMENT						
1	0264139	UBI, Silchar Branch	28.03.2013	8.75	18.04.2015	5,000,000.00
2	0264140	UBI, Silchar Branch	28.03.2013	8.75	18.04.2015	5,000,000.00
3	10633500001449	HDFC Bank, Silchar	18.03.2015	8	14.06.2015	11,812,062.43
4	831708	Canara Bank Silchar	16.07.2014	9.04	16.07.2015	11,186,210.00
5	942744	UCO Bank, AUS	20.03.2015	8	18.07.2015	14,780,501.00
6	917152	UCO Bank, AUS	13.03.2015	8.5	13.09.2015	10,000,000.00
7	917151	UCO Bank, AUS	13.03.2015	8.5	13.09.2015	10,000,000.00
8	917150	UCO Bank, AUS	13.03.2015	8.5	13.09.2015	10,000,000.00
9	917149	UCO Bank, AUS	13.03.2015	8.5	13.09.2015	10,000,000.00
10	942981	UCO Bank, AUS	24.05.2014	9.1	24.05.2015	5,000,000.00
11	942982	UCO Bank, AUS	24.05.2014	9.1	24.05.2015	5,000,000.00
12	942983	UCO Bank, AUS	24.05.2014	9.1	24.05.2015	5,000,000.00
13	942984	UCO Bank, AUS	24.05.2014	9.1	24.05.2015	5,000,000.00
14	460604	Vijaya Bank, Sil	26.05.2014	9.1	26.05.2015	5,000,000.00
15	460605	Vijaya Bank, Sil	26.05.2014	9.1	26.05.2015	5,000,000.00
16	460606	Vijaya Bank, Sil	26.05.2014	9.1	26.05.2015	5,000,000.00
17	460607	Vijaya Bank, Sil	26.05.2014	9.1	26.05.2015	5,000,000.00
18	729778	Bank of Baroda	24.05.2014	9.05	24.05.2015	5,000,000.00
19	729779	Bank of Baroda	24.05.2014	9.05	24.05.2015	5,000,000.00
20	729780	Bank of Baroda	24.05.2014	9.05	24.05.2015	5,000,000.00
21	729781	Bank of Baroda	24.05.2014	9.05	24.05.2015	5,000,000.00
TOTAL						147,778,773.43


 FINANCE OFFICER


 VICE CHANCELLOR

ASSAM UNIVERSITY, SILCHAR

(Amount in ₹)

SUB SCHEDULE 6C: NON PLAN FUND

Sl. No.	TDR Instrument No.	Name of the Bank/ Br.	Date of Investment	Rate of Investment	Date of Maturity	Amount
SHORT TERM INVESTMENT						
1	942204	UCO Bank,	06.01.2015	9	19.11.2015	6,568,661.00
2	942205	UCO Bank,	06.01.2015	9	19.11.2015	6,568,661.00
3	942206	UCO Bank,	06.01.2015	9	19.11.2015	6,568,661.00
4	942207	UCO Bank,	06.01.2015	9	19.11.2015	6,568,661.00
5	991368	Allahabad Bank, Silchar	16.07.2014	9	16.07.2015	11,530,230.00
TOTAL						37,804,874.00

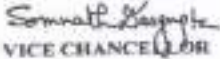
SUB SCHEDULE 6D: HOSTEL FUND

Sl. No.	TDR Instrument No.	Name of the Bank/ Br.	Date of Investment	Rate of Investment	Date of Maturity	Amount
SHORT TERM INVESTMENT						
1	336400	Bank of Baroda, Silchar	11.05.2013	8.75	11.05.2014	2,505,512.00
2	336401	Bank of Baroda, Silchar	11.05.2013	8.75	11.05.2014	2,505,512.00
3	336402	Bank of Baroda, Silchar	11.05.2013	8.75	11.05.2014	2,505,512.00
4	336403	Bank of Baroda, Silchar	11.05.2013	8.75	11.05.2014	2,505,512.00
TOTAL						10,022,048.00

SUB SCHEDULE 6E : DIPHU CAMPUS FUND

Sl. No.	TDR Instrument No.	Name of the Bank/ Br.	Date of Investment	Rate of Investment	Date of Maturity	Amount
SHORT TERM INVESTMENT						
1	060860	Allahabad Bank, silchar	11.04.2014	9.05	12.04.2015	6,828,402.00
TOTAL (A)						6,828,402.00
LONG TERM INVESTMENT						
2	696078	Union Bank, Silchar	10.05.2014	9	10.05.2016	6,897,234.00
3	696080	Union Bank, Silchar	10.05.2014	9	10.05.2016	6,897,234.00
4	31681264876	SBI, Diphu	31.03.2015	8.5	22.03.2016	2,000,000.00
TOTAL (B)						15,794,468.00
TOTAL (A+B)						22,622,870.00


FINANCE OFFICER


VICE CHANCELLOR

ASSAM UNIVERSITY, SILCHAR

SUB SCHEDULE 6F: PROJECT FUND

(Amount in ₹)

Sl. No.	TDR Instrument No.	Name of the Bank/ Br.	Date of Investment	Rate of Investment	Date of Maturity	Amount
1	NIL					NIL
TOTAL						NIL

SUB SCHEDULE 6G: OBC FUND

Sl. No.	TDR Instrument No.	Name of the Bank/ Br.	Date of Investment	Rate of Investment	Date of Maturity	Amount
SHORT TERM INVESTMENT						
1	211244	Federal Bank, Silchar	12.04.2014	9.15	12.04.2015	20,234,225.00
TOTAL						20,234,225.00

SUB SCHEDULE 6H: NILCPR FUND

Sl. No.	TDR Instrument No.	Name of the Bank/ Br.	Date of Investment	Rate of Investment	Date of Maturity	Amount
SHORT TERM INVESTMENT						
1	355863	Vijaya Bank, Silchar	12.06.2013	9	19.06.2016	6,211,359.00
2	355864	Vijaya Bank, Silchar	14.06.2013	9	21.06.2016	6,770,381.00
TOTAL						12,981,740.00

SUB SCHEDULE 6I: CAUTION MONEY FUND

Sl. No.	TDR Instrument No.	Name of the Bank/ Br.	Date of Investment	Rate of Investment	Date of Maturity	Amount
LONG TERM INVESTMENT						
1	388080	SBI, NIT Silchar	11.07.2011	9.25	11.07.2015	846,512.00
2	690185	SBI, NIT Silchar	11.07.2011	9.25	11.07.2016	19,796.00
TOTAL						866,308.00


FINANCE OFFICER

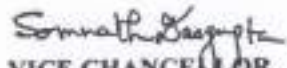

VICE CHANCELLOR

ASSAM UNIVERSITY, SILCHAR

SCHEDULE 7 - CURRENT ASSETS

	(Amount in ₹)	
	CURRENT YEAR	PREVIOUS YEAR
1. Stock of Chemicals, Consumables and Stationeries	1,580,903.00	2,542,877.00
2. Cash Balances in Hand (including cheque / drafts and imprest)		
1. Cash in Hand	10,979.00	188,173.00
2. Imprest	498,074.00	533,574.00
3. Bank Balances (to be further classified as pertaining to earmarked fund or otherwise)		
a) With Scheduled Bank :		
In Savings & Current Accounts (Annexure - A)	396,992,271.12	356,893,853.66
TOTAL	399,082,227.12	360,158,477.66


FINANCE OFFICER


VICE CHANCELLOR

ASSAM UNIVERSITY, SILCHAR

ANNEXURE - A

A) ENDOWMENT FUNDS:

Sl. No.	Account Number	Name of the Account	Amount in Rs.
1	SB-10521277580	A.C. Das Memorial Endowment Fund	10183.50
2	SB-10521277591	Aparna Roy Memorial Endowment Fund	2097.19
3	SB-10521277705	S.Bhattacharjee Memorial Endowment Fund	2438.79
4	SB-10521277716	B.K.Gupta Memorial Endowment Fund	353984.99
5	SB-10521277841	G.C.Roy Endowment Fund	5245.06
6	SB-10521277852	G.K.Roy Memorial Prize Money Fund	2171.37
7	SB-10521277863	Hrishikesh Saha Memorial Endowment Fund	10358.93
8	SB-10521277910	Kiranbala Bhattacharjee Memorial Endowment Fund	3927.10
9	SB-10521277921	K.P. Sengupta Memorial Endowment Fund	4922.11
10	SB-10521277987	Muktashree Memorial Prize Money Fund	3238.38
11	SB-10521277998	N.S. Mate Memorial Endowment Fund	5460.64
12	SB-10521278006	Nilima Sarma Memorial Endowment Fund	4980.57
13	SB-10521278095	O.Meena Devi Memorial Endowment Fund	8017.85
14	SB-10521278200	R.K. Saha Memorial Endowment Fund	5294.97
15	SB-10521278324	Dr.S.Ranganathan Memorial Prize Money Fund	9315.04
16	SB-10521278391	T.S. Brahmachari Memorial Endowment Fund	964.96
17	SB-10521278404	Ushabati Sengupta Memorial Endowment Fund	4587.28
18	SB-20050100000140	B.C. Paul Memorial Endowment Fund	2202.92
19	SB-20050100000377	P.M. Goswami Memorial Prize Money Fund	2824.92
20	SB-20050100000378	Debendra Lal Das Memorial Endowment Fund	8887.93
21	SB-20050100000429	Dr. B. Bhattacharjee Memorial Endowment Fund	12598.42
22	SB-20050100000430	Shanti Devi Memorial Award Fund	2261.17
23	SB-20050100000485	Dr. Debabrata Roy Memorial Endowment Fund	11163.75
24	SB-20050100000486	D.L. Roy Memorial Endowment Fund	18840.75
25	SB-20050100000501	Sociological Research Award	31737.01
26	SB-20050100000630	Upendra Sankar Dutta Memorial Award	3058.59
27	SB-20050100000631	N.B. Digendra Kr. Dey Smriti Puraskar	3477.59
28	SB-20050100000777	Assam University Endowment Award	70993.64
29	SB-20050100002794	Ajmal Foundation Prize B.Tech (IT)	10274.33
30	SB-20050100002795	Ajmal Foundation Prize BA, LLb (Hon)	6286.33
31	SB-20050110008874	M. Bhattacharjee Memorial Endowment Fund	14106.00
32	SB-20050110030387	S. C Dutta Roy Memorial Endowment Fund	2869.62
33	SB-20050110030394	Ayiriddhi Bhattacharjee Memorial Endowment Fund	2893.15
34	SB-4606	N.C. Malati Shyam Endowment Fund	9154.50
TOTAL (A)			650819.35

B) OTHERS:

Sl. No.	Account Number	Name of the Account	Amount in Rs.
35	SB-0747010201926	Corpus Fund Account- Diphu	359373.00
36	SB-10521277603	Alumni Association	29863.54
37	SB-10521277614	House Building Advance Account	4442505.48
38	SB-10521277625	Non Lapsable Pool Fund	8818230.34
39	SB-20050100000007	Revenue Account	63029341.82
40	SB-20050100000023	Pension Fund	78391.00
41	SB-200501000000382	Mobilized Resource Fund	2077857.98
42	SB-200501000000816	A. U. Hostel Account	14769466.00
43	SB-20050100001556	DBA Special Fee Fund Account	2783819.00
44	SB-20050100001622	Examination Remuneration Account	1716129.52
45	SB-20050100002225	Plan Grants Account	1365289.54
46	SB-20050100002909	Non Plan Grants Account	105513136.44
47	SB-20050100002954	SAP Common Account	143349.00
48	SB-20050110006337	OBC Reservation Grant Account	1006428.36
49	SB-20050110008997	UGC-NET Account	14115.00
50	SB-20050110009109	Convocation Account	1367316.00
51	SB-20050110009727	National Seminar on Collection Development Account	3563.00
52	SB-20050110009833	CELMF- Bengali Account	7481.00
53	SB-20050110016343	NPC-177 Project A/c.	254761.00
54	SB-20050110017593	CIDC Account	2438223.00
55	SB-20050110020999	NSS Account	3051.00
56	SB-20050110023457	FIST- Mathematics	32833.00
57	SB-20050110027387	Health Centre Laboratory Receipts Account	47515.00
58	SB-20050110030707	TSSOT Maintenance Fund	112054.00
59	SB-20050110031537	Centre for Distance Education & Open Learning	240000.00
60	SB-30206139913	Diphu Campus Principal Account	15850736.00
61	SB-30397033053	Diphu Campus Revenue Account	11602129.00
62	SB-3050101000285	Research Project Fund	14027846.72
63	SB-3050101000299	DBT-128 Project Account	1084110.00
64	SB-3050101000747	School of Technology Account	21320398.00
65	SB-3050101000849	MED-89 Project Account	1146997.00
		Balance Carried Forward	275686309.74

Sl. No.	Account Number	Name of the Account	Amount in Rs.
	Balance Brought Forward		275686309.74
66	SB-3050101001067	CIL- NMR Account	1260030.00
67	SB-31616091592	Project A/c-Diphu	1002839.00
68	SB-32328739667	A. U. Internal Receipts Account	426712.00
69	SB-32402403712	A. U. XII Plan Grant Account	74288173.36
70	SB-32402406474	SBI (DORG)- A. U. Diphu Campus Account	1441981.94
71	SB-32459394109	Project Account- Diphu Campus	80189.00
72	SB-34639047816	FIST- Physics (AUDC)	760.00
73	SB-50041718012	U. N. Brahma Memorial Hall Account	1872931.00
74	SB-911010000939704	SAP Physics Account	205323.88
75	SB-911010002620491	SAP Life Science Account	95720.00
76	SB-911010002621782	SAP Fine Arts Account	31473.00
77	SB-911010002716330	SAP Bengali Account	212731.00
78	SB-911010002726997	SAP Chemistry Account	972288.05
79	SB-911010005341681	SAP Ecology Account	114318.00
80	SB-911010006312648	Biotech Hub Account	484931.73
81	SB-911010017123532	A. U. Internal Receipts Account	2173127.80
82	SB-911010020675284	A. U. Donation Account	11933.00
83	SB-911010024519045	DBT-3625 Account	65541.75
84	SB-911010025264315	SAP Bio-Technology Account	323507.36
85	SB-911010039167370	CIL Account	64037.48
86	SB-911010043826711	SAP MATHEMATICS Account	100635.00
87	SB-911010056421653	SAP Hindi Account	429111.00
88	SB-911010066502739	SAP-Philosophy Account	25449.00
89	SB-911010067851119	Axis Bank-SOT(TEQIP) Account	26802225.68
90	SB-912010048980749	DST/FIST-Chemistry Account	7331104.00
91	SB-31949339990	Diphu Project Account	758068.00
		TOTAL (B)	396341451.77
		TOTAL (A+B)	396992271.12


FINANCE OFFICER


VICE CHANCELLOR

ASSAM UNIVERSITY, SILCHAR

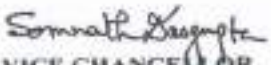
SCHEDULE B - LOANS, ADVANCES & DEPOSITS

(Amount in ₹)

	CURRENT YEAR	PREVIOUS YEAR
1. Advances to employees (Non - Interest bearing)		
a) Salary	4,500.00	4,500.00
b) Festival	826,350.00	866,950.00
c) LTC	8,124,304.00	4,282,825.00
d) Medical Advance	934,965.00	522,000.00
e) Sponsored Projects Advance	17,359,660.00	20,156,380.00
f) Other	14,737,259.00	13,366,219.00
2. Long term Advances to employees : (Interest bearing)		
a) House Building Advance	5,769,730.00	6,452,676.00
b) Other Advance	44,000.00	55,250.00
3. Advances and other amounts recoverable in cash or in kind of for value to be received :		
a) On Capital Account (Civil Works)	138,510,019.00	137,053,540.00
b) To Suppliers of goods and others	17,725,170.38	16,458,983.38
c) Advance for Letter of Credit	0.00	5,058,561.00
4. Prepaid Expenses		
a) Insurance	0.00	1,144,424.00
5. Deposits		
a) Telephone	177,100.00	177,100.00
b) Electricity	1,180,155.00	1,180,155.00
6. Income Accrued :		
a) On Investments from Earmarked / Endowment Fund	7,486,909.00	7,040,637.00
b) On Investment - Others	13,357,617.05	15,256,163.39
c) On House Building advance Advance	6,732,194.00	6,367,717.00
7. Other receivable		
a) Debit balances in Sponsored Projects (Sub Schedule 3A)	2,105,229.82	9,998,973.10
b) Debit balances in Fellowship & Scholarship (Sub Schedule -3B)	872,656.00	247,118.00
c) Other receivables		
1. HBA fund Recovery (March 2015)	77,479.00	75,301.00
2. Educational Loan	269,648.00	269,648.00
3. Non-plan Grants Receivable from UGC	89,683,000.00	0.00
TOTAL	325,977,945.25	246,035,117.87



FINANCE OFFICER



VICE CHANCELLOR

**SCHEDULES FORMING PART OF INCOME & EXPENDITURE
ACCOUNT**

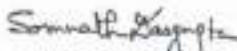
ASSAM UNIVERSITY, SILCHAR

SCHEDULE 9- ACADEMIC RECEIPTS

(Amount in ₹)

PARTICULARS	CURRENT YEAR				PREVIOUS YEAR			
	Non Plan	Diplo Campus	SOT	Total	Non Plan	Diplo Campus	SOT	Total
FEE FROM STUDENTS								
Academic		7,071,825.00	0.00	7,071,825.00	0.00	6,177,010.00	0.00	6,177,010.00
1. Tuition Fee	7,094,660.00	0.00	0.00	7,094,660.00	6,673,800.00	0.00	0.00	6,673,800.00
2. Admission Fee	1,111,070.00	0.00	0.00	1,111,070.00	1,006,870.00	0.00	0.00	1,006,870.00
3. Enrollment Fee	334,765.00	0.00	0.00	334,765.00	562,795.00	0.00	0.00	562,795.00
4. Library Fee	2,214,180.50	0.00	0.00	2,214,180.50	1,864,612.00	0.00	0.00	1,864,612.00
5. Laboratory Fee	3,424,305.00	0.00	0.00	3,424,305.00	3,007,400.00	0.00	0.00	3,007,400.00
6. Registration Fee	3,275,107.00	0.00	0.00	3,275,107.00	3,931,090.00	0.00	0.00	3,931,090.00
Examinations	0.00	0.00	0.00	0.00	0.00	0.00	0.00	0.00
1. Annual Examination Fee	8,153,067.00	0.00	0.00	8,153,067.00	25,571,695.00	0.00	0.00	25,571,695.00
2. Mark Sheet, Certificate Fee	1,178,900.00	0.00	0.00	1,178,900.00	1,462,000.00	0.00	0.00	1,462,000.00
Other Fees	0.00	0.00	0.00	0.00	0.00	0.00	0.00	0.00
1. Miscellaneous Fee	37,046,627.50	0.00	97,200.00	37,143,827.50	12,255,268.00	20,987.00	51,000.00	12,327,255.00
2. Hostel Fee	1,950,500.00	0.00	0.00	1,950,500.00	1,401,608.00	0.00	0.00	1,401,608.00
3. Computer Fee	905,600.00	0.00	0.00	905,600.00	599,550.00	0.00	0.00	599,550.00
Sale of Publications	0.00	0.00	0.00	0.00	0.00	0.00	0.00	0.00
1. Sale of Prospectus including admission forms	2,705,096.00	47,700.00	0.00	2,753,096.00	3,077,775.00	0.00	0.00	3,077,775.00
Academic Fee - MBA	404,094.00	0.00	0.00	404,094.00	245,800.00	0.00	0.00	245,800.00
TOTAL	70,679,572.00	7,119,525.00	97,200.00	77,896,297.00	62,640,263.00	6,197,997.00	51,000.00	68,889,260.00


FINANCE OFFICER


VICE CHANCELLOR

ASSAM UNIVERSITY, SILCHAR

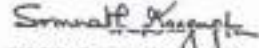
SCHEDULE 10 --GRANTS/ SUBSIDIES

(Amount in ₹)

PARTICULARS	UGC							TOTAL PLAN	NON PLAN GRANT	CURRENT YEAR TOTAL
	NLCPR	XII PLAN	PLAN	DIPHU CAMPUS	SOT	TEQIP	OBC			
Balance Brought Forward	91,116,918.34	69,177,174.21	113,753,192.10	-7,306,295.06	60,311,691.00	9,931,192.79	-7999881.14	262,511,805.95	0.00	262,511,805.95
Add : Receipts during the year	0.00	294,540,300.00	-1,500,460.00	0.00	0.00	25,000,000.00	0.00	318,031,540.00	299,141,300.00	917,172,540.00
Add : Int. on Inv. Earned during the year	4,989,240.00	13,465,380.43	13,946,599.00	12,162,509.00	0.00	-207,857.03	6,903,869.00	53,256,800.40	0.00	53,256,800.40
Add : Int. earned on savings during the year	339,195.00	3,109,938.00	420,804.00	0.00	2,823,485.30	942,554.00	19,157.00	7,735,103.00	0.00	7,735,103.00
Add : Adjustment for prior period	0.00	0.00	1,946,331.08	0.00	1,731,759.00	0.00	13,471,782.00	23,149,872.00	0.00	23,149,872.00
TOTAL	96,453,403.34	380,350,512.64	130,558,526.18	4,856,215.94	70,870,279.00	23,667,809.73	-54,080,503.40	664,694,321.35	599,141,300.00	1,263,825,321.35
Less: Utilisation for capital expenditure (A)	3,177,596.00	42,810,058.64	6,034,527.00	283,808.00	110,854,230.00	1,804,873.00	13,471,782.00	180,436,876.64	679,604.00	181,116,480.64
Balance:	91,275,805.34	337,540,454.00	124,523,999.18	4,572,405.94	-39,975,951.00	22,862,936.73	-67,552,285.40	484,247,444.71	598,461,396.00	1,082,708,840.71
Less: Utilisation for revenue expenditure transferred to Income & Expenditure A/c. (B)	0.00	178,291,492.00	0.00	0.00	0.00	7,037,404.00	0.00	185,329,896.00	598,461,396.00	783,790,492.00
Balance Carried Forward (C)	91,275,805.34	159,248,962.00	124,523,999.18	4,572,405.94	-39,975,951.00	24,825,432.73	(67,552,285.40)	298,918,348.71	0.00	298,918,348.71

- NOTE :**
- A - Appears as addition to Capital Fund as well as addition to Fixed Assets during the year.
 - B - Appears as income in the Income & Expenditure Account
 - C - (i) Appears under Current Liabilities in the Balance Sheet and will become the Opening Balance next year.
(ii) Represented by Bank Balances, Investments and Advances


FINANCE OFFICER


VICE CHANCELLOR

ASSAM UNIVERSITY, SILCHAR

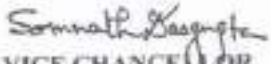
SCHEDULE 11 - INCOME FROM INVESTMENTS

(Income on Investment from Earmarked/Endowment Funds transferred to Funds)

(Amount in Rs.)

Income on Investment from Earmarked/Endowment Fund	CURRENT YEAR	PREVIOUS YEAR
1) Interest		
a) On Govt. Securities	0.00	0.00
b) On other Bonds/Debentures/Approved Securities	3,492,470.83	2,054,493.67
2) Income received		
a) Mobilised Resource Fund (Income from Investment of Project fund)	0.00	3,085,131.92
b) University Development Fund (Contribution)	200,000.00	6,232,850.00
3) Income accrued		
a) House Building Advance Fund.	534,373.00	563,933.00
b) Mobilised Resource Fund.	401,969.00	527,176.00
c) Pension Fund.	766,796.00	3,112,053.00
4) Interest on Saving Accounts	373,895.00	0.00
5) Others (specify)	5,296,150.00	0.00
a) Endowment Fund. (Adjustments - Cancellation of Cheque etc.)	8,000.00	0.00
b) Mobilised Resource Fund (Overhead charges from Investment of Project Fund)	1,583,745.00	977,828.00
c) Mobilised Resource Fund (Other Income)	41,393.00	4,160.00
TOTAL	12,698,791.83	16,557,625.59
Transferred to Earmarked /Endowment Funds (Schedule - 2)	12,698,791.83	16,557,625.59
BALANCE	NIL	NIL


 FINANCE OFFICER


 VICE CHANCELLOR

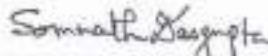
ASSAM UNIVERSITY, SILCHAR

SCHEDULE 12: INTEREST EARNED

(Amount in Rs.)

PARTICULARS	CURRENT YEAR	PREVIOUS YEAR
a) Interest Earned on Flexi Deposits	244,815.00	5,297,877.00
b) Interest Earned on Term Deposits	3,740,235.00	
c) Interest Earned on Savings Account	8,748,088.00	3,809,458.00
Total	12,733,138.00	9,107,335.00


FINANCE OFFICER


VICE CHANCELLOR

ASSAM UNIVERSITY, SILCHAR

SCHEDULE 13 - OTHER INCOME

(Amount in Rs.)

PARTICULARS	CURRENT YEAR	PREVIOUS YEAR
A. Income from Land & Building		
1. License Fee	741,130.00	611,834.00
2. Electricity Receipts	960,209.00	214,913.00
B. Others		
1. RTI Fee	13,660.00	6,342.00
2. Misc. Receipts	1,198,288.00	673,966.72
3. Sale of Tender Forms	111,150.00	132,650.00
4. Guest House Receipt	283,400.00	129,728.00
5. Interest Recovery on Advance	1,008.00	11,655.00
6. Interest Recovery on LTC Advance	0.00	1,566.00
7. Transport Receipts	363,680.00	0.00
8. Gym. Membership Fee Receipt	15,600.00	3,100.00
9. Transfer of service benefit from other Institutions	606,815.00	468,262.00
10. Rent Recovery	152,982.00	426,356.00
11. Security Receipt from IIGM	907,305.00	908,206.00
12. Sale of University stores/empties etc.	0.00	5,300.00
TOTAL	5,355,227.00	3,593,878.72


FINANCE OFFICER


VICE CHANCELLOR

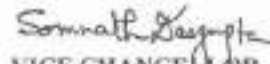
ASSAM UNIVERSITY, SILCHAR

SCHEDULE 14: PRIOR PERIOD INCOME

(Amount in Rs.)

PARTICULARS	CURRENT YEAR	PREVIOUS YEAR
a) Adjustments	3,879.00	100,704.00
Total	3,879.00	100,704.00


FINANCE OFFICER


VICE CHANCELLOR

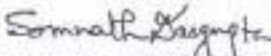
ASSAM UNIVERSITY, SILCHAR

SCHEDULE 15 - STAFF PAYMENTS & BENEFITS

(Amount in ₹)

PARTICULARS	CURRENT YEAR				PREVIOUS YEAR			
	Non Plan	XII Plan (Including SOT & Diphu Campus)	OBC	Total	Non Plan	XII Plan	OBC	Total
1. Salaries, Wages & Allowances	394,523,794.00	139,973,368.00	0.00	534,497,162.00	290,944,800.00	138,133,213.00	36,963,142.00	466,041,155.00
2. Ad- Hoc Bonus	748,367.00	156,908.00	0.00	905,275.00	763,908.00	71,644.00	0.00	835,552.00
3. Contribution to Provident Fund	943,644.00	0.00	0.00	943,644.00	926,744.00	0.00	0.00	926,744.00
4. Contribution to New Pension Scheme	16,630,462.00	9,929,943.00	0.00	26,560,405.00	13,844,223.00	9,898,532.00	5,444,851.00	29,187,606.00
5. Staff Welfare, Medical Reimbursement etc	2,990,537.00	350,384.00	0.00	3,340,921.00	1,224,635.00	372,779.00	0.00	1,597,414.00
6. Retirement and Terminal Benefits	11,222,722.00	0.00	0.00	11,222,722.00	5,026,938.00	0.00	0.00	5,026,938.00
7. LTC Facility	4,083,662.00	1,238,783.00	0.00	5,322,445.00	5,368,562.00	3,868,630.00	352,523.00	9,589,715.00
8. Children Education Allowance	6,333,377.00	544,512.00	0.00	6,877,889.00	3,515,323.00	754,886.00	0.00	4,270,209.00
9. Consultancy Charges	0.00	0.00	0.00	0.00	0.00	0.00	0.00	0.00
10. Honorarium to Visiting Faculty & Others	0.00	0.00	0.00	0.00	520,220.00	23,000.00	0.00	543,220.00
11. Pension	10,175,161.00	0.00	0.00	10,175,161.00	7,860,530.00	0.00	0.00	7,860,530.00
12. Leave Encashment	1,207,216.00	108,421.00	0.00	1,315,637.00	507,149.00	8,856.00	14,535.00	530,540.00
Total	448,858,932.00	152,362,319.00	0.00	601,161,251.00	330,503,032.00	153,131,340.00	42,773,051.00	526,409,423.00


FINANCE OFFICER

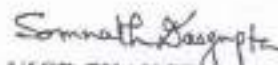

VICE CHANCELLOR

ASSAM UNIVERSITY, SILCHAR

SCHEDULE 15 - ACADEMIC EXPENSES

PARTICULARS	CURRENT YEAR			PREVIOUS YEAR			
				(Amount in ₹)			
	XII Plan(Including SOT & NLCPK)	Non Plan	Total	XII Plan(Including SOT & NLCPK)	Non Plan	Dipha Campus	Total
1. Laboratory Expenses	0.00	1,447,178.00	1,447,178.00	0.00	727,789.00	236,652.00	964,441.00
2. Field work Expenses - Social Work Dept.	0.00	0.00	0.00	350,000.00	0.00	0.00	350,000.00
3. Examination Expenses	0.00	23,338,545.70	23,338,545.70	0.00	21,980,642.12	889,889.00	22,870,531.12
4. Admission Expenses	0.00	438,423.00	438,423.00	0.00	783,204.00	35,996.00	819,100.00
5. Convocation Expenses	0.00	3,193,537.00	3,193,537.00	0.00	4,752,233.00	0.00	4,752,233.00
6. Merged Scheme Expenses	0.00		0.00	4,455,902.00	0.00	0.00	4,455,902.00
7. Other Academic Expenses	1,898,075.00	1,095,185.00	2,993,260.00	436,000.00	1,829,600.00	267,194.00	2,511,794.00
8. Salary/ Honorarium to Dept. of Business Adms Workers	0.00	160,850.00	160,850.00	0.00	210,000.00	0.00	210,000.00
9. Fellowship to M. Phil/ Ph. D Scholars	20,381,220.00	0.00	20,381,220.00	52,411,369.00	0.00	0.00	52,411,369.00
10. Sports Facility - XII Plan	936,513.00	0.00	936,513.00	1,045,710.00	0.00	0.00	1,045,710.00
11. Students Cocurricular Activities	0.00	42,535.00	42,535.00	0.00	240,128.00	185,733.00	345,861.00
12. Honorarium to Others	0.00	0.00	0.00	0.00	8,000.00	0.00	8,000.00
13. Collaborative Research Expenses	27,484.00	0.00	27,484.00	55,000.00	0.00	0.00	55,000.00
Total	23,243,292.00	29,716,261.70	52,959,553.70	58,733,981.00	30,538,496.12	1,535,444.00	90,807,941.12


FINANCE OFFICER


VICE CHANCELLOR

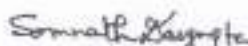
ASSAM UNIVERSITY, SILCHAR

SCHEDULE 17 - ADMINISTRATIVE AND GENERAL EXPENSES

(Amount in ₹)

PARTICULARS	CURRENT YEAR				PREVIOUS YEAR						
	TEQIP	Non Plan	XII Plan	Total	TEQIP	XII Plan	Non Plan	Dipha Campus	SOT	DBC	Total
1. Electricity and Power	0.00	15,988,342.00	0.00	15,988,342.00	0.00	4,910,178.00	9,971,438.00	113,492.00	0.00	0.00	14,995,108.00
2. Water Charges	0.00	1,608,240.00	0.00	1,608,240.00	0.00	1,193,601.00	2,455,816.00	0.00	0.00	0.00	3,649,417.00
3. Insurance	0.00	760,421.00	0.00	760,421.00	0.00	0.00	378,958.00	0.00	0.00	0.00	378,958.00
4. Rent & Taxes	0.00	0.00	0.00	0.00	0.00	0.00	0.00	0.00	0.00	0.00	0.00
5. Postage & Telegrams	0.00	450,006.00	0.00	450,006.00	0.00	0.00	544,666.00	15,000.00	0.00	0.00	559,666.00
6. Telephone, Fax & Internet Charges	0.00	1,196,860.00	0.00	1,196,860.00	0.00	0.00	779,943.00	231,826.00	0.00	0.00	1,011,769.00
7. Printing, Stationery & Consumables	0.00	5,410,823.00	0.00	5,410,823.00	0.00	0.00	3,290,064.00	193,931.00	0.00	0.00	3,483,995.00
8. Security Charges	0.00	22,183,974.00	0.00	22,183,974.00	0.00	12,566,072.00	7,626,352.00	1,581,012.00	0.00	0.00	21,691,436.00
9. Cost of Fuel (Vehicle/Generator Set)	0.00	4,478,775.00	0.00	4,478,775.00	0.00	0.00	5,057,279.00	1,042,523.00	0.00	0.00	4,999,802.00
10. Membership & Contribution to Other	0.00	61,500.00	0.00	61,500.00	0.00	0.00	62,500.00	0.00	0.00	0.00	62,500.00
11. Legal & Professional Charges	0.00	1,103,165.00	0.00	1,103,165.00	0.00	0.00	668,060.00	0.00	0.00	0.00	668,060.00
12. Advertisement and Publicity	0.00	462,487.00	0.00	462,487.00	0.00	0.00	471,675.00	2,000.00	0.00	0.00	473,675.00
13. Newspaper, Magazines & Journals	0.00	292,616.00	0.00	292,616.00	0.00	4,280.00	119,044.00	86,594.00	0.00	0.00	209,918.00
14. Health Centre & Other Welfare	0.00	966,605.00	0.00	966,605.00	0.00	0.00	593,613.00	0.00	0.00	0.00	593,613.00
15. Bank Charges	0.00	24,196.00	3,832.00	28,028.00	0.00	5,192.00	25,774.81	17,236.00	0.00	0.00	46,202.81
16. Meeting Expenses	0.00	1,233,669.00	0.00	1,233,669.00	0.00	0.00	1,622,004.00	61,136.00	0.00	0.00	1,683,936.00
17. Selection Committee Expenses for Recruitment	0.00	1,994,050.00	996,874.00	2,990,924.00	0.00	1,472,616.70	46,600.00	0.00	0.00	0.00	1,520,224.70
18. Labour charges, Daily Wages & Contract Labour	0.00	20,062,408.00	94,683.00	20,157,091.00	0.00	0.00	11,089,047.00	2,907,791.00	0.00	0.00	16,796,838.00
19. Other Charges of Administrative Academic	0.00	502,449.00	10,000.00	512,449.00	0.00	0.00	573,329.00	62,787.00	10,000.00	0.00	646,126.00
20. Misc/Other Administrative Expenses	0.00	2,366,471.00	0.00	2,366,471.00	0.00	0.00	2,092,550.00	916,057.00	0.00	0.00	3,008,617.00
21. House Keeping Charges	0.00	9,172,084.00	0.00	9,172,084.00	0.00	0.00	7,084,760.00	128,126.00	0.00	0.00	7,712,886.00
22. Networking	0.00	0.00	0.00	0.00	0.00	0.00	0.00	0.00	0.00	3,131,507.00	3,131,507.00
23. Accommodation Charges	0.00	113,621.00	0.00	113,621.00	0.00	0.00	0.00	205,436.00	0.00	0.00	205,436.00
24. Staff & Student Amenities	0.00	0.00	0.00	0.00	0.00	0.00	0.00	0.00	0.00	0.00	0.00
25. TA/DA/Houseman to Staff & Other	0.00	5,244,356.00	22,205.00	5,266,561.00	0.00	216,293.00	2,104,027.00	891,036.00	0.00	0.00	3,311,456.00
26. Other Misc. Expenses	0.00	484,893.42	0.00	484,893.42	0.00	0.00	341,566.80	0.00	0.00	0.00	341,566.80
27. Building Contingency	0.00	0.00	0.00	0.00	0.00	0.00	0.00	0.00	0.00	0.00	0.00
28. Expenses from XI Plan Interest	0.00	0.00	0.00	0.00	0.00	0.00	0.00	0.00	0.00	0.00	0.00
29. Library Expense	0.00	0.00	139,253.00	139,253.00	0.00	471,900.00	0.00	0.00	0.00	0.00	471,900.00
30. TEQIP Expenses	7,037,604.00	0.00	0.00	7,037,604.00	4,878,682.00	0.00	0.00	0.00	0.00	0.00	4,878,682.00
31. Recruitment Expenses	0.00	0.00	0.00	0.00	0.00	0.00	416,107.00	0.00	0.00	0.00	416,107.00
32. Staff Training Expenses	0.00	312,239.00	0.00	312,239.00	0.00	0.00	425,992.00	0.00	0.00	0.00	425,992.00
33. Guest House Expenses	0.00	81,790.00	0.00	81,790.00	0.00	0.00	102,768.00	0.00	0.00	0.00	102,768.00
Total	7,037,604.00	96,548,040.42	1,266,867.00	104,852,491.42	4,878,682.00	20,999,312.70	60,754,743.21	8,395,977.00	10,000.00	3,131,507.00	98,110,221.91


FINANCE OFFICER


VICE CHANCELLOR

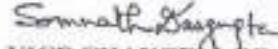
ASSAM UNIVERSITY, SILCHAR

SCHEDULE 19: TRANSPORTATION EXPENSES

(Amount in ₹)

PARTICULARS	CURRENT YEAR				PREVIOUS YEAR		
	TEQIP	Non Plan	XII Plan	Total	Non Plan	Diphu Campus	Total
1. Vehicles:							
a) Running Expenses	0.00	0.00	0.00	0.00	1,342,759.00	243,693.00	1,586,452.00
b) Repair & Maintenance	0.00	2,008,322.00	0.00	2,008,322.00	358,958.00	105,043.00	464,001.00
c) Insurance Expenses	0.00	0.00	0.00	0.00	26,599.00	0.00	26,599.00
2. Vehicle Taken on Rent	0.00	9,854,225.00	0.00	9,854,225.00	9,041,720.00	286,317.00	9,328,037.00
3. Vehicle Hiring Charges	0.00		0.00				
TOTAL	0.00	11,862,547.00	0.00	11,862,547.00	10,770,036.00	635,053.00	11,405,089.00


FINANCE OFFICER

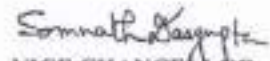

VICE CHANCELLOR

SCHEDULE 19 - REPAIR & MAINTENANCE

(Amount in Rs.)

PARTICULARS	CURRENT YEAR			PREVIOUS YEAR			
	XII Plan	Non Plan	Total	XII Plan	Non Plan	Dipbu Campus	Total
Repair & Maintenance of:			0.00	0.00	0.00	0.00	0.00
a) Building	917,394.00	0.00	917,394.00	0.00	0.00	0.00	0.00
b) Furniture & Fixture	0.00	125,513.00	125,513.00	0.00	80,900.00	0.00	80,900.00
c) Electricals	0.00	2,642,500.00	2,642,500.00	0.00	731,966.00	0.00	731,966.00
d) Office Equipment	0.00	1,218,630.00	1,218,630.00	0.00	1,128,337.00	52,920.00	1,181,257.00
e) Cleaning Material & Services	0.00	0.00	0.00	0.00	0.00	0.00	0.00
f) Estate	0.00	10,807,516.00	10,807,516.00	113,764.00	5,465,622.00	473,232.00	6,052,618.00
g) Computers	561,640.00	1,208,697.00	1,770,337.00	0.00	1,122,117.00	3,850.00	1,125,967.00
h) Misc. Repair	0.00	124,171.00	124,171.00	0.00	329,739.00	0.00	329,739.00
Total	1,479,034.00	16,127,027.00	17,606,061.00	113,764.00	8,858,681.00	530,002.00	9,502,447.00


FINANCE OFFICER


VICE CHANCELLOR

ASSAM UNIVERSITY, SILCHAR

SCHEDULE 22: PRIOR PERIOD EXPENSES

(Amount in Rs.)

PARTICULARS	CURRENT YEAR	PREVIOUS YEAR
a) Adjustments	902,298.00	0.00
Total	902,298.00	0.00


FINANCE OFFICER


VICE CHANCELLOR

SCHEDULES FORMING PART OF THE ACCOUNTS

ASSAM UNIVERSITY, SILCHAR

SCHEDULE - 23 SIGNIFICANT ACCOUNTING POLICIES:

a) Accounting Convention

Assam University is a Central University established in 1994 under an Act of Parliament (Act XXIII of 1989). It is substantially funded by Government of India. The Financial Statements are prepared on historical cost basis in accordance with applicable Accounting Standards issued by the Institute of Chartered Accountants of India. Accrual method of accounting and recognition of Income & Expenditure is followed in the preparation of the Final Accounts except for the following:

b) Recognition of Income/Expenditure

- i) Fees from students, sale of admission forms and interest on savings bank accounts are accounted for on cash basis.
- ii) Receipts of interest on House Building Advances are accounted for on recovery basis.
- iii) Receipts of Interest on Endowment Funds are accounted for on realisation basis.
- iv) Expenditure on charges prepaid except subscription of journals, is accounted for on cash basis.

c) Transfer to the Capital Fund

- i) Assets created out of Earmarked/Designated Funds where the ownership of such assets are vests with the University are accounted for by transferring the amount to the Capital Fund and correspondingly merged with the Fixed Assets of the University. Depreciation is charged at the rates applicable to the respective assets.

d) Inventories

- i) Inventories comprising of chemicals, glassware, consumables, stationery and other stores are valued at lower of cost or net realizable value. Costs of inventories are determined on FIFO method of Inventory Valuation.

e) Investments

- i) Long Term Investments are carried at cost.
- ii) Current Investments are carried at lower of cost or fair value.

f) Foreign Currency Transactions

- i) All foreign currency transactions are recorded, in the reporting currency, by applying to the foreign currency amount at the exchange rate prevailing on the date of settlement.

g) Fixed Assets, Depreciation & Ammotisation

- i) Fixed assets of the University are acquired out of the Grants received from the Government of India. Grants utilized for acquisition of Fixed Assets are accounted for by transferring the amount to the Capital Fund and correspondingly merged with the Fixed Assets of the University.
- ii) Fixed assets are stated at historical cost less depreciation.
- iii) Capital Works in Progress are stated at cost, incurred relating to Assets in progress.
- iv) Value of an asset, when fully charged to depreciation, but in use, is carried over at residual value of Re.1/-.
- v) Depreciation on Tangible Fixed Assets is provided on Straight Line Method at the following rates:

Sl No.	Assets	Rate of Depreciation (in percentage)
1	Land	0
2	Buildings	
	a) Semi Permanent	5
	b) Others	2
3	Roads & Bridges	2
4	Tube Well & Water Supply	2
5	Sewerage & Drainage	2
6	Electrical Installation & Equipment	5
7	Plant & Machinery	5

8	Scientific & Laboratory Equipment	8
9	Office Equipment	7.5
10	Audio Visual Equipment	7.5
11	Computers & Peripherals	20
12	Furniture, Fixture & Fittings	7.5
13	Vehicles	10
14	Library Books & Scientific Journals	10
15	Campus Development	10
16	Others	10

- vi) Intangible Assets (Software) are amortised at the rate of 40% on Straight Line Method of Depreciation.
- vii) Intangible Assets (Software) acquired on or before 31.03.2013 were shown and depreciated as "Computer/Peripherals". Because of difficulty in the identification as well as determining the depreciated value of these Intangible Assets, the Intangible Assets (Software) acquired before 31.03.2013 are still shown and depreciated as "Computer/Peripherals". But Intangible Assets (Software) acquired from 01.04.2013 are amortised as per the Accounting Policy described in (vi) above.
- viii) Depreciation/ amortisation on additions during the year are provided on a pro-rata basis from the date the asset is acquired.

h) Employee Benefits

- i) Short term employee benefits are charged off in the year in which the related service is rendered.
- ii) Post Employment Benefits in the form of Provident Funds and New Pension Scheme Fund are owned and managed by employees as members of these Funds. The University has no ownership on these funds. Retirement Benefits in the form of contribution to these funds are Defined Contribution Schemes and are charged to the Income & Expenditure Account as and when the contribution is due.
- iii) Other Post Employment Benefits, other Long Term Benefits & Terminal Benefits are paid to the employees as and when it becomes due by charging the amount to the Income and Expenditure Account.

The Accounting Policy followed by the university as described (iii) above is not as per the Accounting Standard 15, "Employee Benefits" issued by the Institute of Chartered Accountants of India. The University should Actuarially determine and provide for liability in respect of these Employee Benefits. The reason for such departure is because the Assam University is situated in the North East Corner of India and there is neither any Actuarial services available in this

part of India nor any Actuary is willing to come from other parts of India to do the valuation of Employee Benefits as required in the Accounting Standard 15, "Employee Benefits". The financial effect of such departure is not ascertainable.

i) Taxes on Income

- i) The Income of the University is exempt from Income Tax under Section 10(23C)(iiib) of the Income Tax Act, 1961. Hence no provision for income tax is made in the accounts.

j) Research Activities


- i) The Research and Development expenditure comprises all expenditure that is directly attributable to research or development activities or that can be allocated on a reasonable and consistent basis to such activities. Expenditure on Research and Development is recognised as an expense when it is incurred.

k) Contingent Liabilities

- i) Liabilities, which are material and whose future outcome cannot be ascertained with reasonable certainty, are treated as contingent and disclosed by way of notes to the accounts.



FINANCE OFFICER



VICE CHANCELLOR

ASSAM UNIVERSITY, SILCHAR

SCHEDULE: 24 CONTINGENT LIABILITIES AND NOTES TO ACCOUNTS:

1. Contingent Liabilities & Commitments

- | | |
|---|-----|
| a) Claims against the University not acknowledged as debt | Nil |
| b) Other Commitments | Nil |

Note: Suits filed against the University are pending in various Hon'ble Courts. Financial liability, if any, in these cases are not ascertainable.

2. Information relating to the Capacity and Capability of Assam University

The information relating to the capacity and capability of Assam University are presented in the Annual Report of the University.

3. Other Notes

a) Transitional Provision

From the Financial Year 2014-15, the Assam University has started presenting its Annual Accounts in the Revised New Format prescribed by the MHRD and approved by the C&AG of India. Because of this transition, the Closing balance of the 'General Fund' in Balance Sheet as on 31.3.2014 amounting to ₹ 203,32,81,344.83 is shown as the Opening balance as on 1.4.2014 in the 'Capital Fund' of the Balance Sheet of the Revised New Format.

b) Current Assets, Loans, Advances and Deposits

In the opinion of the Management, the current assets, Loans, Advances and Deposits have a value on realization in the ordinary course, equal at least to the aggregate amount in the Balance Sheet.

- c) Accounting Standards-12 (AS-12) is mainly applicable for profit making organizations and applicability of AS-12 to a Central fully Grant-in-aided University like Assam University is not in line. However, ultimately charging depreciation in the Income & Expenditure Account and carrying forward the balance of Income & Expenditure Account to Capital Fund Account will provide the same result.
- d)
- e) The details of balances in the Savings Bank Accounts with the Banks are enclosed as "Annexure A" to the Schedule of Current Assets.
- f) Previous Year figures have been re-grouped and re-classified wherever necessary to make them comparable and compactable with those of the Current Year.
- g) Schedules 1 to 24 are annexed to and form an integral part of the Balance Sheet at 31st March, 2015 and the Income & Expenditure account for the year ended on that date.
- h) As the Provident Fund accounts and the New Pension Scheme Account are owned by the members of those funds and not by the University, these accounts were separated from the University's Accounts. A Receipt & Payment Account, an Income & Expenditure Account and the Balance Sheet of the Provident Fund Accounts as well as New Pension Scheme for the year 2014-15 have been attached, to the University's Accounts.


FINANCE OFFICER


VICE CHANCELLOR

ASSAM UNIVERSITY, SILCHAR

RECEIPT AND PAYMENT ACCOUNT FOR THE YEAR ENDED 31-03-2015

(Amount in ₹)

Annexure	RECEIPTS		CURRENT YEAR	PREVIOUS YEAR	Annexure	PAYMENTS		CURRENT YEAR	PREVIOUS YEAR
	I. Opening Balances					I. Expenses			
	a) Cash in Hand		188,173.00	263,870.00		a) Establishment Expenses	534,741,412.00		487,438,900.00
	b) Bank Balances		358,893,853.66	377,588,142.59		b) Academic Expenses	43,894,775.70		84,054,238.12
						c) Administrative Expenses	98,530,844.42		100,559,237.41
						d) Transportation Expenses	0.00		0.00
						e) Repairs & Maintenance	18,504,861.00		9,170,168.00
						f) Prior period Expenses	-242,128.00		0.00
						g) TEQIP Expenses	5,799,848.00	698,229,315.12	0.00
A	II. Grant Received					II. Payments against Earmarked/ Endowment Funds	554,363.00	554,363.00	0.00
	a) From Government of India	628,998,000.00	628,998,000.00	350,065,000.00					
B	III. Academic Receipts		76,293,528.00	92,998,328.00					
	IV. Receipts against Earmarked/ Endowment Funds		5,329,904.00	0.00		III. Payment against Sponsored Projects/ Schemes	27,569,499.72	27,569,499.72	0.00
	V. Receipts against Sponsored Projects/ Schemes		1,455,434.00	0.00		IV. Fellowships/Scholarships			
	VI. Receipts against Sponsored Fellowships and Scholarships					VI. Term Deposits with Scheduled Banks		100,000,000.00	11,800,000.00
	VII. Income on Investments from				E	VII. Expenditure on Fixed Assets and Capital Works-in-Progress			
	a) Earmarked/Endowment Funds	423,923.83				a) Fixed Assets	103,909,294.64	103,909,294.64	235,217,473.00
	b) Other investment	1,141.00	425,084.83	0.00					
C	VIII. Interest Received on				F	VIII. Other Payments including Statutory Payments		3,319,945.00	0.00
	a) Bank Deposits		8,006,586.00	4,263,993.00					
	b) Savings Bank Accounts								
	X. Term Deposits with Scheduled bank Encashed		0.00	438,830,617.04		X. Deposits and Advances		62,988,195.00	0.00
	XI. Other Income (including Prior Period Income)		5,408,750.00	0.00		XI. Other Payments		25,000.00	75,175,247.83
	XII. Deposits and Advances		31,548,529.29	0.00		XII. Closing Balances			
D	XIII. Miscellaneous Receipts including Statutory Receipts		78,042,032.82	96,485,402.39		a) Cash in Hand		10,979.00	188,173.00
						b) Bank Balances		398,992,271.12	358,893,853.66
	XIV. Any Other Receipts		18,627.00	0.00					
	TOTAL		1,394,608,862.60	1,360,495,291.02		TOTAL		1,394,608,862.60	1,360,495,291.02


FINANCE OFFICER


VICE CHANCELLOR

ASSAM UNIVERSITY, SILCHAR

ANNUAL ACCOUNTS 2014-15

SCHEDULE FORMING PART OF THE RECEIPTS AND PAYMENTS ACCOUNT

ANNEXURE A : Grants-in-aid

(Amount in ₹)	
PARTICULARS	
a) Grants from UGC - XII Plan	294,540,000.00
b) Grants from UGC - XI Plan	0.00
c) Grants from UGC - OBC	0.00
d) Grants from UGC - TEQIP	25,000,000.00
d) Grants from UGC - Non Plan	363,463,000.00
e) Prior Period Grant- Non Plan	145,995,000.00
Total	828,998,000.00


FINANCE OFFICER


VICE CHANCELLOR

ASSAM UNIVERSITY, SILCHAR

ANNUAL ACCOUNTS 2014-15

SCHEDULE FORMING PART OF THE RECEIPTS AND PAYMENTS ACCOUNT

ANNEXURE B : Academic Receipts

(Amount in ₹)

PARTICULARS	Non-plan	Diphu Campus	SOT	TOTAL
a) Academic Fees	25,544,512.50	7,310,406.00	97,200.00	32,952,118.50
b) Computer Fee	905,600.00	0.00	0.00	905,600.00
c) Sale of Forms & Prospectus, etc.	2,705,596.00	47,700.00	0.00	2,753,296.00
d) Examination Fees	38,892,443.50	0.00	0.00	38,892,443.50
e) Course fee Receipts	8,070.00	0.00	0.00	8,070.00
f) Convocation Receipts	2,782,000.00	0.00	0.00	2,782,000.00
TOTAL	70,838,222.00	7,358,106.00	97,200.00	78,293,528.00


FINANCE OFFICER


VICE CHANCELLOR

ASSAM UNIVERSITY, SILCHAR

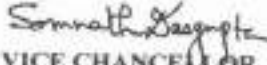
ANNUAL ACCOUNTS 2014-15

SCHEDULE FORMING PART OF THE RECEIPTS AND PAYMENTS ACCOUNT

ANNEXURE C: Interest Earned

(Amount in ₹)	
PARTICULARS	
a) Interest Earned on Flexi Deposits	
b) Interest Earned on Savings Account	8,006,566.00
c) Interest Earned on Term deposits	
Total	8,006,566.00


FINANCE OFFICER


VICE CHANCELLOR

ASSAM UNIVERSITY, SILCHAR


SCHEDULE FORMING PART OF THE RECEIPTS AND PAYMENTS ACCOUNT

ANNEXURE D : MISCELLANEOUS RECEIPTS INCLUDING STATUTORY RECEIPTS

(Amount in ₹)

PARTICULARS	Amount
1 Alumni Association Fund	272,075.00
2 HBA Recovery for the month of March 2014	75,301.00
3 Hostel Caution Money Fund	250,300.00
4 Hostel Development Fund	976,797.00
5 Insurance Claim Payable	49,691.00
6 Outstanding Liability for Taxes-VAT	162,581.00
7 Outstanding Liability for Taxes-ITO	201,167.00
8 Scholarship-DIPHU-New	3,848,627.00
9 Students Caution Money Fund	2,029,820.00
10 Suspense A/c. -CPF Diphu	63,962.00
11 Hostel Maintenance Fund	186,200.00
12 Other Current Liabilities	58,958,809.82
13 Deptt. Development Fund	1,896,000.00
14 Sponsored Schemes	9,070,702.00
TOTAL	78,042,032.82


FINANCE OFFICER


VICE CHANCELLOR

ASSAM UNIVERSITY, SILCHAR

ANNUAL ACCOUNTS 2014-15

SCHEDULE FORMING PART OF THE RECEIPTS AND PAYMENTS ACCOUNT

ANNEXURE E : Fixed Assets

PARTICULARS	(Amount in ₹)
	TOTAL
a) Mobilise Resource Fund	874,081.00
b) NLCPR	5,177,598.00
c) Non-plan	679,604.00
d) Plan	42,896,031.64
e) School of Technology (SOT)	50,476,114.00
f) OBC	0.00
g) Diphu Campus	283,808.00
h) TEQIP	1,804,873.00
i) Course Fee Fund	1,717,185.00
TOTAL	103,909,294.64


FINANCE OFFICER


VICE CHANCELLOR

ASSAM UNIVERSITY, SILCHAR

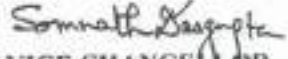
SCHEDULE FORMING PART OF THE RECEIPTS AND PAYMENTS ACCOUNT

ANNEXURE F : Other Payments including Statutory Payments

(Amount in ₹)

PARTICULARS	Amount
1 Centre for Distance Education & Open Learning (CDEOL)	1,260,000.00
2 Magazine Fee Fund	653,570.00
3 Students Aid Fund	82,525.00
4 Security Deposit	494,500.00
5 Students Co-Curricular Fund	829,350.00
Total	3,319,945.00


FINANCE OFFICER


VICE CHANCELLOR

ASSAM UNIVERSITY, SILCHAR
GENERAL PROVIDENT FUND ACCOUNT
BALANCE SHEET AS ON 31st MARCH 2015

(Amount in ₹)

Liabilities	Current year	Previous year	Assets	Current year	Previous year
Fund Account:			Closing Balance		
Opening Balance	88,051,534.88	88,770,216.88	1) Savings Bank	6,777,292.09	4,301,019.09
Add,			2) Investment in TDR and RBI	102,508,507.00	102,508,507.00
Subscription and recovery of advance	19,864,070.00	19,441,607.00	Interest on Investment Accrued but not due	36,487,858.00	27,027,858.00
Interest credited to Members Account	0.00	0.00	Receivable from NPS A/c.	75,085.00	0.00
TOTAL	107,915,604.88	108,211,823.88			
Less,					
Advances	1,374,000.00	1,265,000.00			
Withdrawal	9,848,800.00	12,481,800.00			
Final Payments	6,312,414.00	5,602,611.00			
Remittance to Other Orgn.	0.00	810,878.00			
Balance	90,380,390.88	88,051,534.88			
Current liabilities	48,068.00	88,568.00			
Interest Reserve	45,697,281.21	34,386,973.21			
Add income over expenditure as per Income & Expenditure A/c.	9,723,002.00	11,310,308.00			
TOTAL	145,848,742.09	133,837,384.09	TOTAL	145,848,742.09	133,837,384.09


FINANCE OFFICER


VICE CHANCELLOR

ASSAM UNIVERSITY, SILCHAR

GENERAL PROVIDENT FUND ACCOUNT

INCOME & EXPENDITURE ACCOUNT FOR THE YEAR ENDED 31st MARCH 2015

(Amount in ₹)

Expenditure	Current Year	Previous Year	Income	Current year	Previous Year
Interest credited to Members Account	0.00	0.00	Interest on Savings Account	262,932.00	296,886.00
Bank Charges	0.00	9,123.00	Interest Accrued but not due	9,460,000.00	12,805,359.00
Transfer to CPF	0.00	2,165,160.00	Interest on Investments	0.00	382,346.00
Excess of income over expenditure transferred to	0.00	2,174,283.00	Misc. Receipts	70.00	0.00
	9,723,002.00	11,310,308.00			
TOTAL	9,723,002.00	13,484,591.00	TOTAL	9,723,002.00	13,484,591.00


FINANCE OFFICER


VICE CHANCELLOR

ASSAM UNIVERSITY, SILCHAR

GENERAL PROVIDENT FUND ACCOUNT

RECEIPT & PAYMENT ACCOUNT FOR THE YEAR ENDED 31st MARCH 2015

(Amount in ₹)

Receipts	Current year	Previous year	Payments	Current year	Previous year
Opening Balance:					
Savings Bank Balance	4,301,019.09	6,357,377.09	GPF Advance	1,374,000.00	1,265,000.00
Investments	102,508,507.00	102,508,507.00	GPF Withdrawal	9,848,800.00	12,481,800.00
Subscription and Recovery of Advance	19,765,000.00	19,441,607.00	GPF Final Payment	6,312,414.00	5,602,611.00
Misc. Receipt	24,055.00	40,500.00	Bank Charges	0.00	9,123.00
Interest on Savings Account	262,932.00	296,886.00	Remittance to other organisation	0.00	810,878.00
Interest on Investment	0.00	499,221.00	Transfer to CPF	0.00	2,165,160.00
			Misc. Payment	40,500.00	0.00
			Closing Balance:		
			Savings Bank Balance	6,777,292.09	4,301,019.09
			Investment in Term Deposits	102,508,507.00	102,508,507.00
TOTAL	126,861,513.09	129,144,098.09	TOTAL	126,861,513.09	129,144,098.09


 FINANCE OFFICER


 VICE CHANCELLOR

ASSAM UNIVERSITY, SILCHAR**CONTRIBUTORY PROVIDENT FUND ACCOUNT****BALANCE SHEET YEAR ENDED 31st MARCH 2015**

(Amount in ₹)

Liabilities		Current year	Previous year	Assets	Current year	Previous year
Fund Account:				Investment in Term Deposits & RBI Bonds	35,000,000.00	35,000,000.00
Opening Balance		28,942,957.78	27,387,673.78	Balance in Savings Bank	1,277,250.83	4,739,361.83
Add:				Interest on Investment Accrued but not due	10,386,667.00	7,101,667.00
Subscription and recovery of advance		2,438,560.00	2,344,540.00	Receivable from GP Fund	37,000.00	37,000.00
University's Contribution		943,644.00	926,744.00	Employer's Share Receivable	876,504.00	0.00
Excess contribution adjusted		11,266.00	11,266.00			
TOTAL		32,336,427.78	30,670,223.78			
Less,						
Advance, Withdrawal & Final Payments		6,145,704.00	1,716,000.00			
Balance		26,190,723.78	28,954,223.78			
Interest Reserve:						
Opening Balance	17,923,805.05					
Add: Excess of income over expenditure during the year	3,462,893.00	21,386,698.05	17,923,805.05			
TOTAL		47,577,421.83	46,878,028.83	TOTAL	47,577,421.83	46,878,028.83



FINANCE OFFICER



VICE CHANCELLOR

ASSAM UNIVERSITY, SILCHAR

CONTRIBUTORY PROVIDENT FUND ACCOUNT

INCOME & EXPENDITURE ACCOUNT FOR THE YEAR ENDED 31st MARCH 2015

(Amount in ₹)

Expenditure	Current Year	Previous Year	Income	Current Year	Previous Year
Bank Charges	0.00	0.00	Interest on Investment	0.00	357,376.00
Interest Credited to members Account	0.00	0.00	Transfer from GPF	0.00	2,393,300.00
Excess of Income over Expenditure transferred to Interest Reserve	3,462,893.00	6,029,626.00	Interest on Savings Account	177,893.00	21,034.00
			Interest Accrued on Investments	3,285,000.00	3,257,916.00
TOTAL	3,462,893.00	6,029,626.00	TOTAL	3,462,893.00	6,029,626.00


FINANCE OFFICER


VICE CHANCELLOR

ASSAM UNIVERSITY, SILCHAR

CONTRIBUTORY PROVIDENT FUND ACCOUNT

RECEIPT & PAYMENT ACCOUNT FOR THE YEAR ENDED 31-03-2015

(Amount in ₹.)

Receipts	Current year	Previous year	Payments	Current year	Previous year
Opening Balance:			CPF final Payment	4,945,704.00	0.00
Savings Balance	4,739,361.83	5,412,367.83	CPF Withdrawal	1,200,000.00	1,716,000.00
Investment	35,000,000.00	30,000,000.00	CPF Advance	0.00	0.00
Subscription and Recovery of Advance	2,438,560.00	2,344,540.00	Bank Charges	0.00	0.00
University's contribution	67,140.00	926,744.00	Closing Balance:		
Interest on TDR	0.00	357,376.00	Savings Bank Balance	1,277,250.83	4,739,361.83
Interest on Savings Account	177,893.00	21,034.00	Investment in Term Deposits	35,000,000.00	35,000,000.00
Subscription from GPF	0.00	2,393,300.00			
TOTAL	42,422,954.83	41,455,361.83	TOTAL	42,422,954.83	41,455,361.83


FINANCE OFFICER


VICE CHANCELLOR

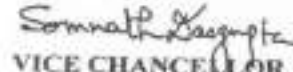
ASSAM UNIVERSITY, SILCHAR

NEW PENSION SCHEME ACCOUNT

BALANCE SHEET AS ON 31st MARCH 2015

Liabilities	Current year	Previous year	Assets	(Amount in ₹)	
				Current year	Previous year
Fund Account:			Investment: in Term Deposits	27,673,136.00	193,548,055.00
Opening Balance	200,796,807.00	145,564,128.00	Current Assets:		
Add:			Interest on Investment Accrued	1,676,864.00	3,709,523.00
Subscription from Members	24,290,016.00	21,721,269.00	Cash at Bank	12,938,051.00	3,537,101.00
Contribution from University	24,388,044.00	30,166,362.00	Subscriptions receivable from GPF	2,128.00	2,128.00
TOTAL	249,474,867.00	197,451,759.00			
Less: Adjustment for prior period	210,389,874.00				
Less: Adjustment for suspense	25,000.00				
TOTAL	39,059,993.00				
Misc. Receipt	75,085.00	25,000.00			
Surplus					
Excess contribution from University to be adjusted	3,155,101.00	3,320,048.00			
TOTAL	42,290,179.00	200,796,807.00	TOTAL	42,290,179.00	200,796,807.00


FINANCE OFFICER


VICE CHANCELLOR

ASSAM UNIVERSITY, SILCHAR

NEW PENSION SCHEME ACCOUNT

INCOME & EXPENDITURE ACCOUNT FOR THE YEAR ENDED 31st MARCH 2015

(Amount in ₹)

Expenditure	Current Year	Previous Year	Income	Current Year	Previous Year
Bank Charges	0.00	846.00	Interest on Savings Account	605,871.00	463,865.00
Final Payment	167,259.00	679,471.00	Interest on Investments	1,671,760.00	390,294.00
			Interest on Investments accrued	1,044,668.00	3,146,206.00
Income over expenditure transferred to Fund A/c	3,155,101.00	3,320,048.00	Misc. Receipt	61.00	0.00
TOTAL	3,322,360.00	4,000,365.00	TOTAL	3,322,360.00	4,000,365.00


FINANCE OFFICER


VICE CHANCELLOR

ASSAM UNIVERSITY, SILCHAR

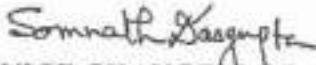
NEW PENSION SCHEME ACCOUNT

RECEIPT & PAYMENT ACCOUNT FOR THE YEAR ENDED 31st MARCH 2015

(Amount in ₹)

Receipts	Current Year	Previous Year	Payments	Current Year	Previous Year
Opening Balance:					
Savings Bank A/c- Axis Bank	3,291,275.00	0.00	Transfer to NPS Truest A/c -Axis Bank	53,107,161.00	0.00
Savings Bank A/c-UCO Bank	245,826.00	24,338,530.00	Final Payment	167,259.00	679,471.00
Investment	193,548,055.00	120,660,153.00	Bank Charges	0.00	846.00
Subscriptions from members	24,290,016.00	21,721,269.00	Closing Balance:		
Contribution from University	24,388,044.00	30,166,362.00	Savings Bank A/c, Axis Bank	419,689.00	3,291,275.00
Misc. Receipt	50,085.00	25,000.00	Savings Bank A/c, UCO Bank	12,518,362.00	245,826.00
Interest on Investment	0.00	390,294.00	Investment in Term Deposits	193,548,055.00	193,548,055.00
Misc. Receipt	61.00	0.00			
Interest on Savings Bank Account	605,871.00	463,865.00			
Encashment of TDR	13,341,293.00	0.00			
TOTAL	259,760,526.00	197,765,473.00	TOTAL	259,760,526.00	197,765,473.00


FINANCE OFFICER


VICE CHANCELLOR